



UNIVERSITY OF REDLANDS

SCHOOL OF BUSINESS

2019 Whitehead Leadership Society Member Survey Questions and Summary of Results



In efforts to find ways to reconnect with our Whitehead Leadership Society (WLS) members and encourage your engagement in the University, School of Business, and community activities, the School of Business administered a Whitehead Leadership Society Member Survey during the Summer of 2019.

We value and appreciate all the feedback received from this survey and will take this feedback into consideration for future planning of events and activities. Please see below the questions and summary of results.

*****Please enter the information indicated below.

Answers	Number of Response(s)
First Name	283
Last Name	283
City of residence	283
Current job title	283
Industry/occupational area	283
Preferred email address	283

***** Please select the best answer to reflect your level of involvement in providing active service and support to the University community since you graduated from University of Redlands within the last six months to two years.

Answer	0%	100%	Number of Response(s)	Response Ratio
Did not participate in or support any University or school activity	<div style="width: 61.4%; background-color: #4a5568; height: 15px;"></div>		174	61.4 %
Participated and supported one to two University or school activities	<div style="width: 22.9%; background-color: #4a5568; height: 15px;"></div>		65	22.9 %
Participated and supported three or more University or school activities	<div style="width: 7.7%; background-color: #4a5568; height: 15px;"></div>		22	7.7 %
Not applicable	<div style="width: 7.7%; background-color: #4a5568; height: 15px;"></div>		22	7.7 %
No Response(s)			0	0.0 %
Totals			283	100%






* Please select the best answer to reflect your level of involvement in providing active service and support to the University community since you graduated from University of Redlands within the last two or more years.

Answer	0%	100%	Number of Response(s)	Response Ratio
Did not participate in or support any University or school activity			157	55.4 %
Participated and supported one to four University or school activities			83	29.3 %
Participated and supported five or more University or school activities			15	5.3 %
Not applicable			28	9.8 %
No Response(s)			0	0.0 %
Totals			283	100%







* Please select all that apply on the types of active service and support to the University community that you have provided since you graduated from University of Redlands.

Answer	0%	100%	Number of Response(s)	Response Ratio
Serve(d) as a Board Member for University Alumni Association			5	1.7 %
Serve(d) as a Chairperson or Member for one of the Regional Alumni Chapters			9	3.2 %
Volunteer support for WLS Induction Ceremony and/or Food Drive			16	5.7 %
Volunteer support at Commencement			11	3.9 %
Volunteer support or event coordinator for Bulldogs in Service event(s)			24	8.5 %
Volunteer speaker at Back to School Night or Open House			22	7.8 %
Volunteer Mentor or Master Mentor in Mentor Program			28	10.0 %
Volunteer host for Employer Site Visit			5	1.7 %
Volunteer presenter for Mentor Program Workshop and Networking Mixer			15	5.3 %
Volunteer support at School of Business events (i.e. study abroad, student appreciation, etc.)			18	6.4 %
Volunteer support for networking activities at Career Conference			3	1.0 %
Not Applicable			167	59.6 %
Other			43	15.3 %
Totals			280	100%

* Please select all that apply as it relates to your level of active service, support, and involvement with civic and/or non-profit organizations within your local community.

Answer	0%	100%	Number of Response(s)	Response Ratio
Actively involved and serve in a leadership role (Please list organization(s) and title below in the comment box)			92	32.8 %
Actively involved and serve in a support role (Please list organization(s) and title below in the comment box)			46	16.4 %
Occasionally involved and serve in a support role (Please list organization(s) and title below in the comment box)			37	13.2 %
Inactive but would like to get involved (Please list organization(s) you are interested in below in the comment box)			92	32.8 %
Inactive and not interested			44	15.7 %
Totals			280	100%

* Please select all that apply on the types of programming you would be interested in and actively support.

Answer	0%	100%	Number of Response(s)	Response Ratio
Leadership, management, entrepreneurship, and other related workshops and webinars			178	63.7 %
Social and professional networking events and activities			139	49.8 %
WLS Network - enabling WLS members to connect and network with each other			160	57.3 %
Access to a calendar of events			154	55.1 %
Career development workshops and webinars			113	40.5 %
Other			35	12.5 %
Totals			279	100%

* Please select all that apply on the types of programs and activities you would be willing to actively serve and support for the University and school.

Answer	0%	100%	Number of Response(s)	Response Ratio
Volunteer for University Alumni Association-sponsored events			89	32.6 %
Volunteer for Regional Alumni Chapter-sponsored events			82	30.0 %
Volunteer support at WLS-sponsored events			135	49.4 %
Volunteer support at Commencement events			43	15.7 %
Bulldogs in Service events volunteer			81	29.6 %
Back to School Night or Open House volunteer			53	19.4 %
Volunteer for Mentor Program			103	37.7 %
Volunteer host for Employer Site Visit			39	14.2 %
Volunteer support at School of Business events (i.e. study abroad, student appreciation, etc.)			90	32.9 %
Volunteer support for networking activities at Career Conference			55	20.1 %
Enrollment Ambassador volunteer (Southern California or Bay Area)			46	16.8 %
Other			44	16.1 %
Totals			273	100%