

# 2017 School of Business Graduate Survey Analysis

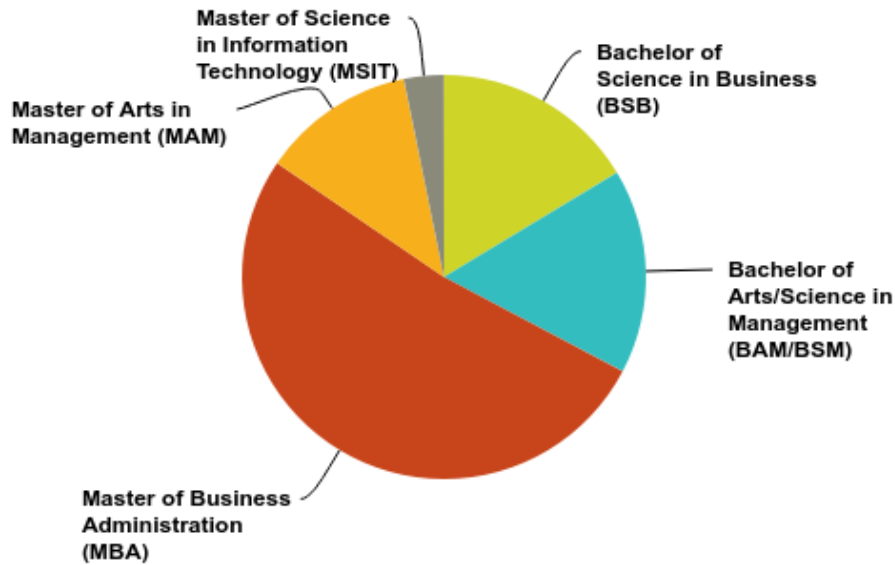
## Demographic Information

What campus do you primarily attend?

Answer Choices	Responses	
Burbank	6.36%	14
Los Angeles / Torrance	7.73%	17
Rancho Cucamonga	13.18%	29
Redlands	30.91%	68
Riverside	8.64%	19
San Diego	11.82%	26
South Coast Metro / Orange County	9.55%	21
Temecula	8.18%	18
Other site/employer:	3.64%	8
<b>Total</b>		<b>220</b>

### What degree program did you pursue?

51.82% of students responding to this survey question said they are pursuing a Master of Business Administration. 16.36% said they are pursuing a Bachelor of Science in Business. 16.36% said they are pursuing a Bachelor of Arts or a Bachelor of Science in Management. 12.27% said they are pursuing a Master of Arts in Management. 3.18% said they are pursuing a Master of Science in Information Technology.

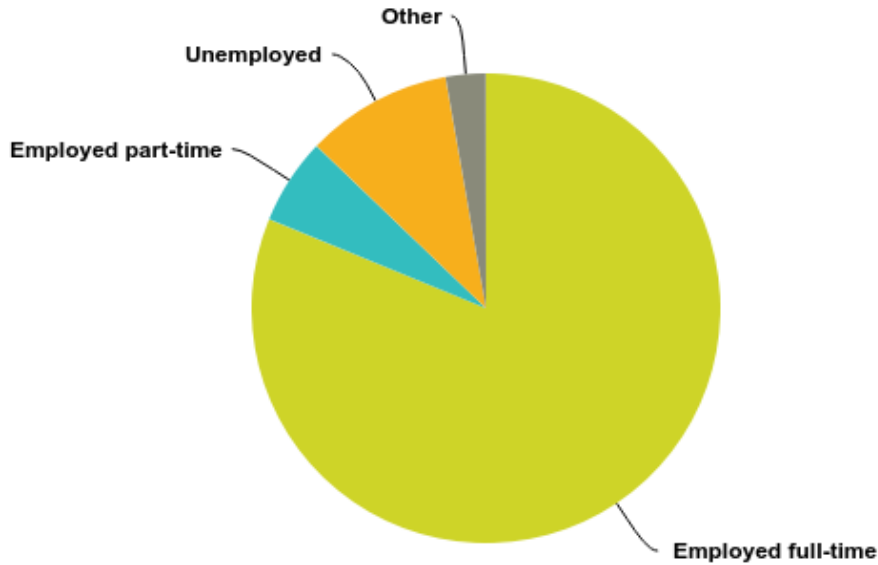


Answer Choices	Responses	
Bachelor of Science in Business (BSB)	16.36%	36
Bachelor of Arts/Science in Management (BAM/BSM)	16.36%	36
Master of Business Administration (MBA)	51.82%	114
Master of Arts in Management (MAM)	12.27%	27
Master of Science in Information Technology (MSIT)	3.18%	7
<b>Total</b>		<b>220</b>

Which of the following best describes your primary employment status at this time?

81.9% of students responding to this survey question said they are employed full-time. 10.09% said they are unemployed. 5.96% said they are employed part-time. 2.75% replied other.

Although only 6 people responded other, 7 people responded to the question that asked them to specify what they meant when they selected 'Other.' Of those who responded, 3 said they were employed in some capacity, 3 said they were unemployed, and 1 was retired.



Answer Choices	Responses	
Employed full-time	81.19%	177
Employed part-time	5.96%	13
Unemployed	10.09%	22
Other	2.75%	6
<b>Total</b>		<b>218</b>

### Which industry are you currently employed in?

17.44% of students responding to this survey question said they work in Government and Public Administration. 12.82% said they work in Finance, Insurance and Real Estate. 12.31% said they work in Education. 10.26% said they work in Healthcare. 6.15% said they work in Services. 5.64% said they work in Manufacturing. 3.08% said they work in Communications and Utilities. 3.08% said they work in Transportation and Warehousing. 2.56% said they work in Construction. 1.54% said they work in Wholesale/Retail Trade. 0.00% said they work in Agriculture.

Answer Choices	Responses	
Agriculture	0.00%	0
Communications and Utilities	3.08%	6
Construction	2.56%	5
Education	12.31%	24
Finance, Insurance and Real Estate	12.82%	25
Government and Public Administration	17.44%	34
Healthcare	10.26%	20
Manufacturing	5.64%	11
Services (Hospitality, legal services, food services, etc.)	6.15%	12
Transportation and Warehousing	3.08%	6
Wholesale / Retail Trade	1.54%	3
Other (please specify)	25.13%	49
<b>Total</b>		<b>195</b>

Of the 25.13% of students who responded 'Other,' 16 responded with some variation of the categories listed. They are as follows.

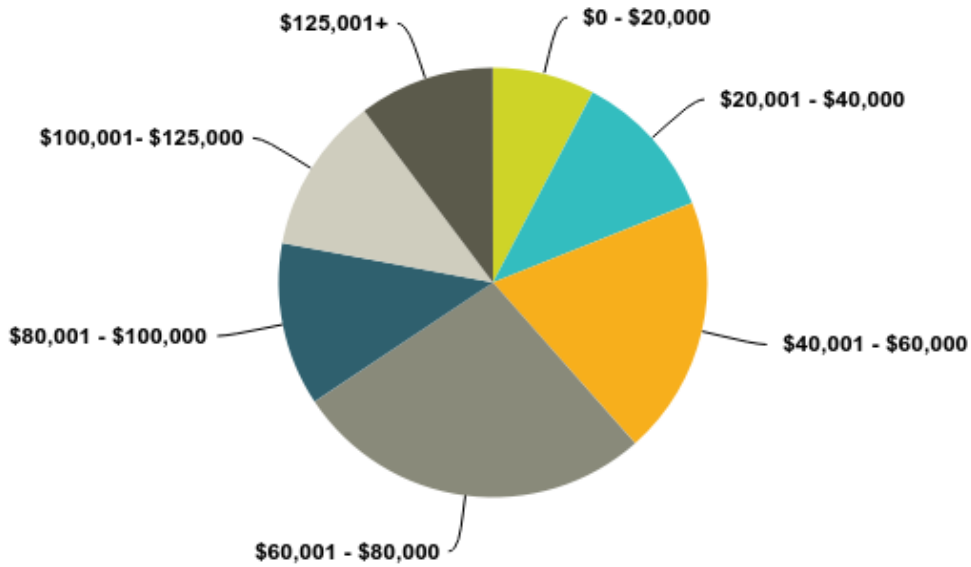
Industry	Responses	
Communications and Utilities	1.54%	3
Finance, Insurance, and Real Estate	1.03%	2
Government & Public Administration	1.03%	2
Healthcare	0.51%	1
Services	3.59%	7
Wholesale/Retail Trade	0.51%	1

Of the other 33 responses, they could be broadly categorized as follows.

Industry	Responses	
Accounting	0.51%	1
Aerospace	2.56%	5
Automotive	1.03%	2
Biotechnology	0.51%	1
Energy	0.51%	1
Engineering	1.03%	2
Entertainment	1.54%	3
Fashion	0.51%	1
Fitness	0.51%	1
Law Enforcement	0.51%	1
Marketing	1.03%	2
Military	0.51%	1
Operations	0.51%	1
Sales	1.54%	3
Technology	3.59%	7
Unemployed	0.51%	1

### What is your current annual salary range?

27.18% of students responding to this survey question said they earn \$60,001 - \$80,000. 19.49% said they earn \$40,001 - \$60,000. 12.31% said they earn \$80,001 - \$100,000. 11.79% said they earn \$100,001 - \$125,000. 11.28% said they earn \$20,001 - \$40,000. 10.26% said they earn over \$125,001. 7.69% said they earn \$20,000 or less.



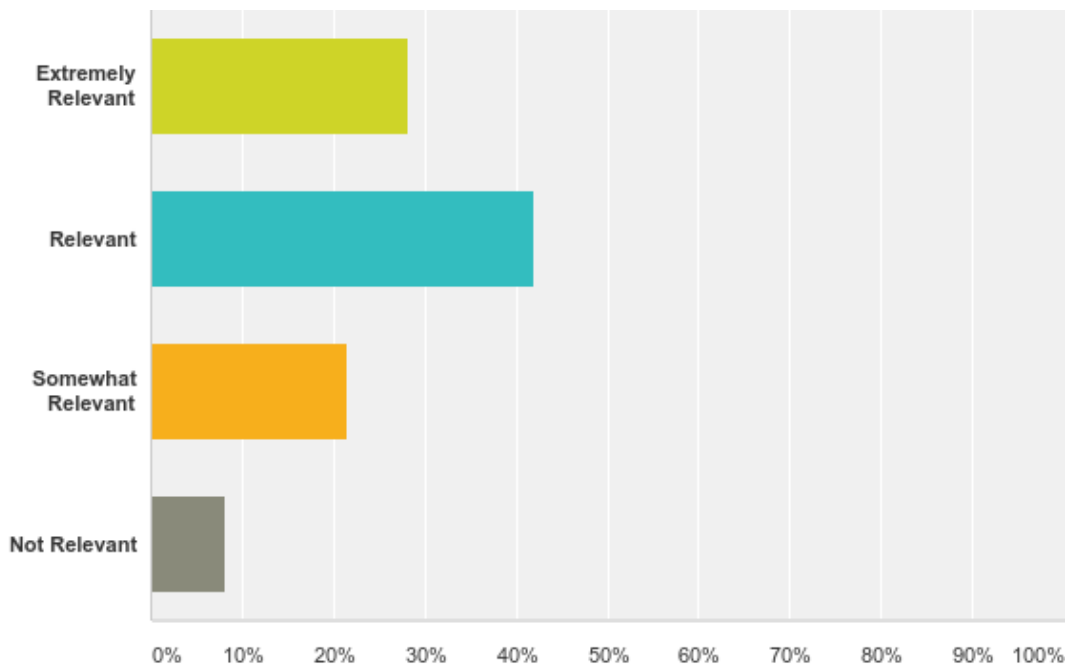
Answer Choices	Responses
\$0 - \$20,000	7.69% 15
\$20,001 - \$40,000	11.28% 22
\$40,001 - \$60,000	19.49% 38
\$60,001 - \$80,000	27.18% 53
\$80,001 - \$100,000	12.31% 24
\$100,001 - \$125,000	11.79% 23
\$125,001+	10.26% 20
<b>Total</b>	<b>195</b>

## Employment Detail

How relevant do you feel your degree at the University of Redlands has been to your current job?

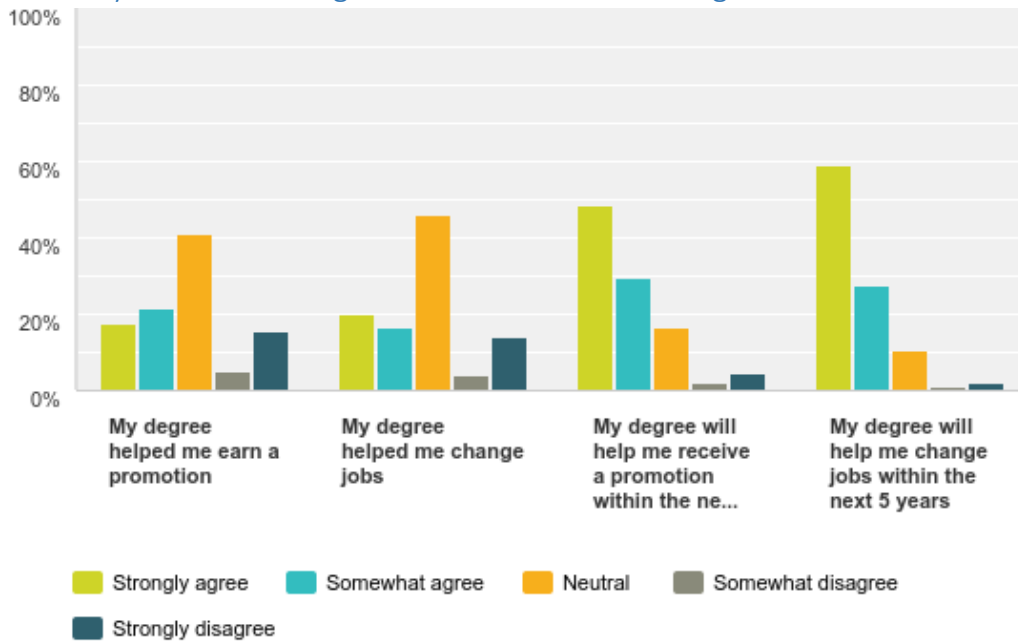
**Results:** 28.21% of students responding to this survey question said they feel their degree is extremely relevant to their current job. 42.05% said they feel it's relevant. 21.54% said they feel it's somewhat relevant. 8.21% said they feel it's not relevant.

70.26% of students say that their degree is relevant or extremely relevant to their current job, meeting the goal of 70%.



Answer Choices	Responses
Extremely Relevant	28.21% 55
Relevant	42.05% 82
Somewhat Relevant	21.54% 42
Not Relevant	8.21% 16
<b>Total</b>	<b>195</b>

Please indicate your extent of agreement with the following statements.



	Strongly agree	Somewhat agree	Neutral	Somewhat disagree	Strongly disagree	Total Respondents
My degree helped me earn a promotion	17.67% 38	21.40% 46	40.93% 88	5.12% 11	15.35% 33	215
My degree helped me change jobs	20.19% 43	16.43% 35	46.01% 98	3.76% 8	14.08% 30	213
My degree will help me receive a promotion within the next 5 years	48.61% 105	29.63% 64	16.67% 36	1.85% 4	4.63% 10	216
My degree will help me change jobs within the next 5 years	59.07% 127	27.44% 59	10.70% 23	0.93% 2	1.86% 4	215



My degree has helped me earn a promotion.

**Results:** 17.67% of students responding to this survey question said they strongly agree that their degree has helped them earn a promotion. 21.40% said they somewhat agree. 40.93% said they are neutral. 5.12% said they somewhat disagree. 15.35% said they strongly disagree.

39.07% of students responding to this survey question say they strongly agree or somewhat agree that their degree has helped them earn a promotion.

My degree has helped me change jobs.

**Results:** 20.19% of students responding to this survey question said they strongly agree that their degree has helped them change jobs. 16.43% said they somewhat agree. 46.01% said they are neutral. 3.76% said they somewhat disagree. 14.08% said they strongly disagree.

36.62% of students responding to this survey question say they strongly agree or somewhat agree that their degree has helped them earn a promotion.

My degree will help me receive a promotion within the next five years.

**Results:** 48.61% of students responding to this survey question said they strongly agree that their degree will help them receive a promotion within the next five years. 29.63% said they somewhat agree. 16.67% said they are neutral. 1.85% said they somewhat disagree. 4.63% said they strongly disagree.

78.24% of students responding to this survey question said they strongly agree or somewhat agree that their degree will help them earn a promotion.

My degree will help me change jobs within the next five years.

**Results:** 59.07% of students responding to this survey question said they strongly agree that their degree will help them change jobs within the next five years. 27.44% said they somewhat agree. 10.70% said they are neutral. 0.93% said they somewhat disagree. 1.86% said they strongly disagree.

86.51% of students responding to this survey question said they strongly agree or somewhat agree that their degree will help them change jobs within the next five years.

## Student Services/Advising

Overall my Student Services Manager was supportive of me during the program.

**Results:** 60.95% of students responding to this survey question said they strongly agree that their Student Services Manager was supportive of them during the program. 17.14% said they somewhat agree. 14.29% said they are neutral. 4.76% said they somewhat disagree. 3.33% said they strongly disagree.

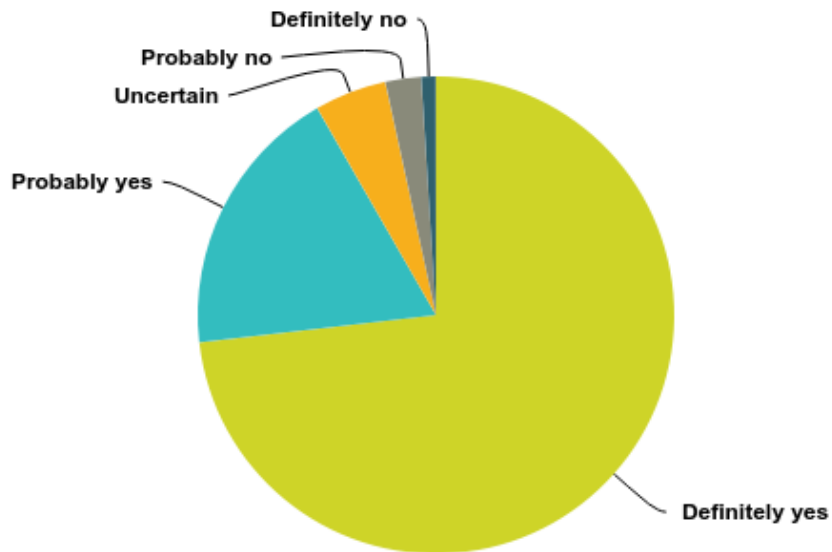
78.09% of students responding to this survey question said they strongly agree or somewhat agree that their Student Services Manager was supportive of them during the program.

## Alumni Questions

Are you satisfied with your decision to attend the University of Redlands School of Business?

**Results:** 73.17% of students responding to this survey question said definitely yes that they are satisfied with their decision to attend the University of Redlands School of Business. 18.54% said probably yes. 4.88% said they are uncertain. 2.44% said probably no. 0.98% said definitely no.

91.71% of students responding to this survey question said definitely yes or probably yes that they are satisfied with their decision to attend the University of Redlands School of Business.

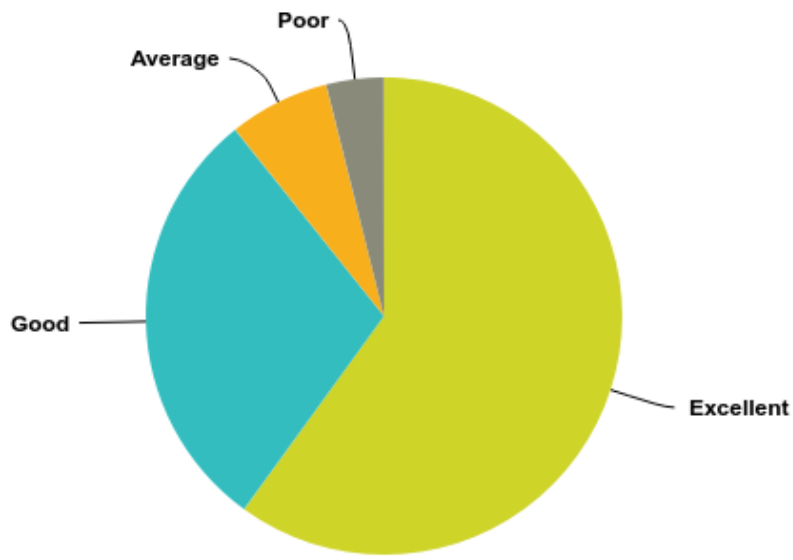


Answer Choices	Responses	
Definitely yes	73.17%	150
Probably yes	18.54%	38
Uncertain	4.88%	10
Probably no	2.44%	5
Definitely no	0.98%	2
<b>Total</b>		<b>205</b>

Overall, how would you rate your experience with the School of Business?

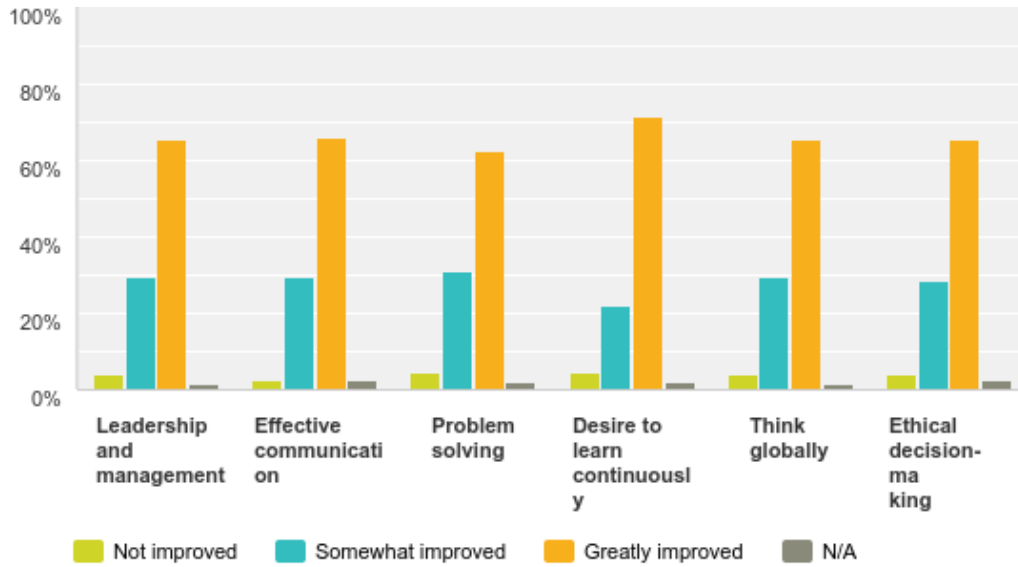
**Results:** 60% of students responding to this survey question said that they had an excellent experience with the School of Business. 29.27% said they had a good experience. 6.83% said they had an average experience. 3.90% said they had a poor experience.

89.27% of students responding to this survey question said that they had an excellent or good experience with the School of Business.



Answer Choices	Responses	
Excellent	60.00%	123
Good	29.27%	60
Average	6.83%	14
Poor	3.90%	8
<b>Total</b>		<b>205</b>

How has your degree helped you develop the following skills?



	Not improved	Somewhat improved	Greatly improved	N/A	Total	Weighted Average
Leadership and management	3.90% 8	29.27% 60	65.37% 134	1.46% 3	205	3.29
Effective communication	2.44% 5	29.27% 60	65.85% 135	2.44% 5	205	3.33
Problem solving	4.39% 9	31.22% 64	62.44% 128	1.95% 4	205	3.23
Desire to learn continuously	4.39% 9	21.95% 45	71.71% 147	1.95% 4	205	3.42
Think globally	3.90% 8	29.27% 60	65.37% 134	1.46% 3	205	3.29
Ethical decision-making	3.90% 8	28.29% 58	65.37% 134	2.44% 5	205	3.30

### Leadership and Management

**Results:** 65.37% of students responding to this survey question said they feel their leadership and management skills have greatly improved. 29.27% said they have somewhat improved. 3.90% said they have not improved. 1.46% said the skills are not applicable.

94.64% of students responding to this survey question said they feel their leadership and management skills have greatly improved or somewhat improved.

### Effective Communication

**Results:** 65.85% of students responding to this survey question said they feel their effective communication skills have greatly improved. 29.27% said they have somewhat improved. 2.44% said they have not improved. 2.44% said the skills are not applicable.

95.12% of students responding to this survey question said they feel their effective communication skills have greatly improved or somewhat improved.

### Problem Solving

**Results:** 62.44% of students responding to this survey question said they feel their problem solving skills have greatly improved. 31.22% said they have somewhat improved. 4.39% said they have not improved. 1.95% said the skills are not applicable.

93.66% of students responding to this survey question said they feel their problem solving skills have greatly improved or somewhat improved.

### Desire to Learn Continuously

**Results:** 71.71% of students responding to this survey question said they feel their desire to learn continuously skills have greatly improved. 21.95% said they have somewhat improved. 4.39% said they have not improved. 1.95% said the skills are not applicable.

93.66% of students responding to this survey question said they feel their desire to learn continuously skills have greatly improved or somewhat improved.

### Think Globally

**Results:** 65.37% of students responding to this survey question said they feel their think globally skills have greatly improved. 29.27% said they have somewhat improved. 3.90% said they have not improved. 1.46% said the skills are not applicable.

94.64% of students responding to this survey question said they feel their think globally skills have greatly improved or somewhat improved.

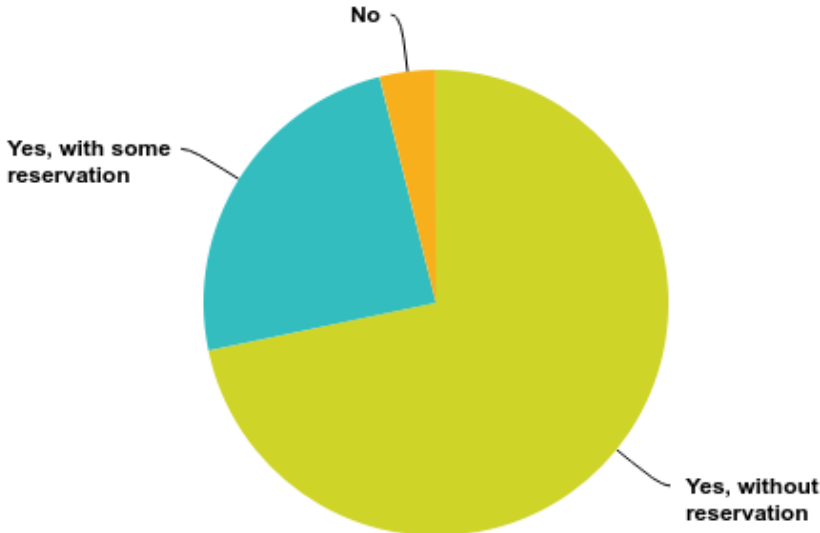
### Effective Decision-Making

**Results:** 65.37% of students responding to this survey question said they feel their effective decision-making skills have greatly improved. 28.29% said they have somewhat improved. 3.90% said they have not improved. 2.44% said the skills are not applicable.

93.66% of students responding to this survey question said they feel their effective decision-making skills have greatly improved or somewhat improved.

Would you recommend the School of Business to a friend or acquaintance?

**Results:** 71.71% of students responding to this survey question said they would recommend the School of Business to a friend or acquaintance without reservation. 24.39% said they would with some reservation. 3.90% said no.



Answer Choices	Responses
Yes, without reservation	71.71% 147
Yes, with some reservation	24.39% 50
No	3.90% 8
<b>Total</b>	<b>205</b>

Please tell us one or two things which were key to your success in this program.

The 126 responses provided by students have been broken down into the following categories.

Comment	Responses	
Administration	4.76%	6
Class Size	1.59%	2
Cohort	22.22%	28
Curriculum	4.76%	6
Faculty	34.13%	43
Not Relevant	3.17%	4
Personal	19.05%	24
Schedule	7.14%	9
Student Service Manager	1.59%	2
Tutoring	1.59%	2