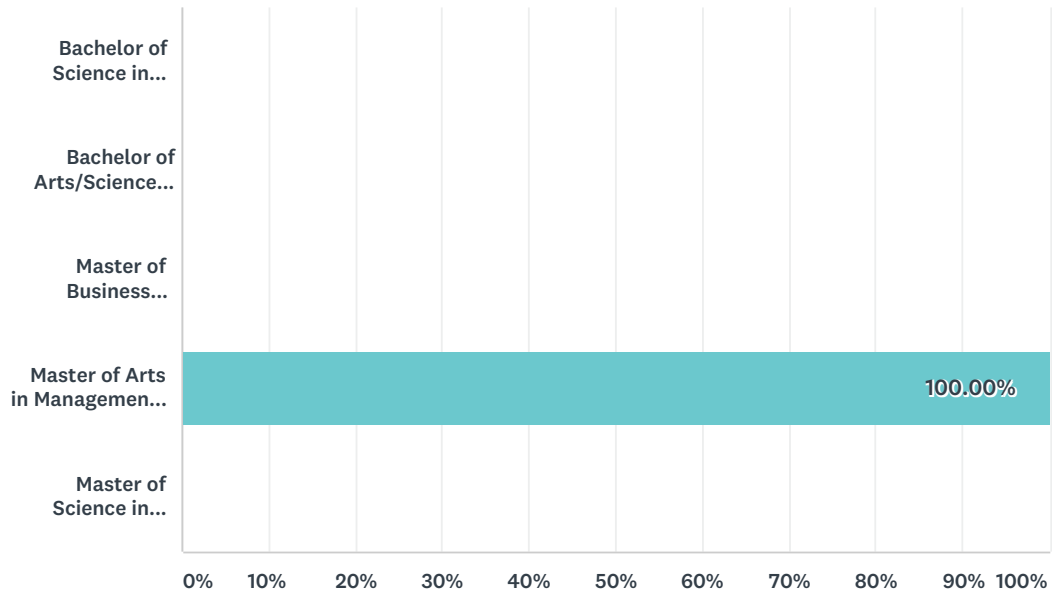


Q1 What degree program did you pursue?

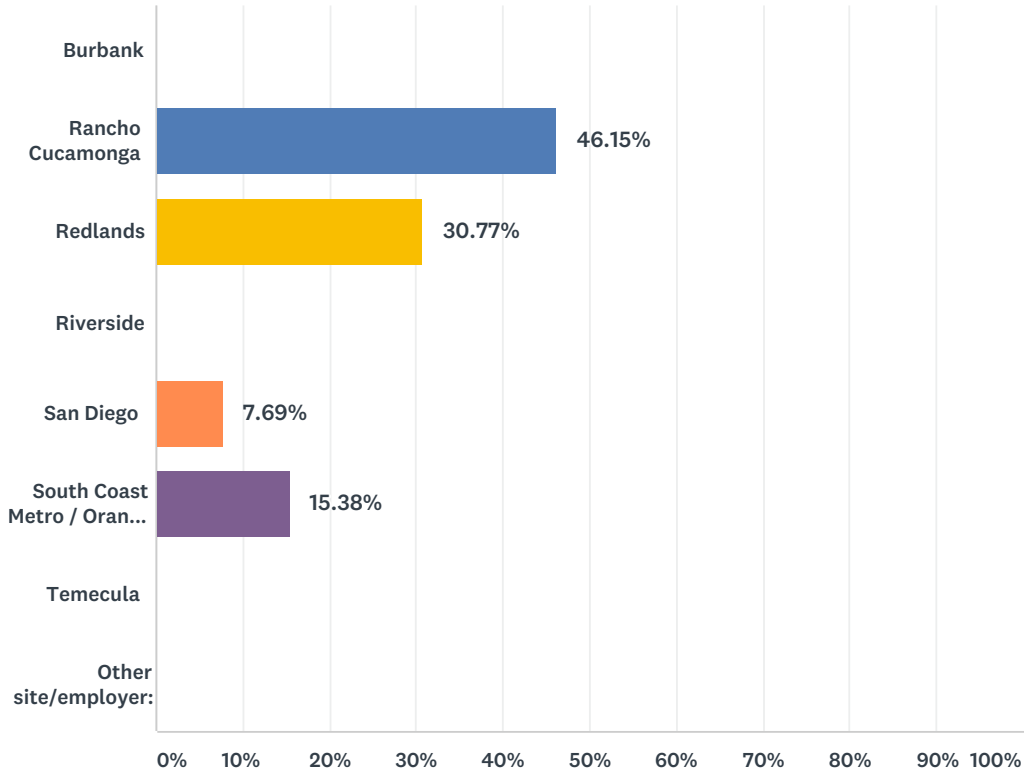
Answered: 13 Skipped: 0



ANSWER CHOICES	RESPONSES	
Bachelor of Science in Business (BSB)	0.00%	0
Bachelor of Arts/Science in Management (BSM/BAM)	0.00%	0
Master of Business Administration (MBA)	0.00%	0
Master of Arts in Management (MAM)	100.00%	13
Master of Science in Information Technology (MSIT)	0.00%	0
TOTAL		13

Q2 What campus do you primarily attend?

Answered: 13 Skipped: 0

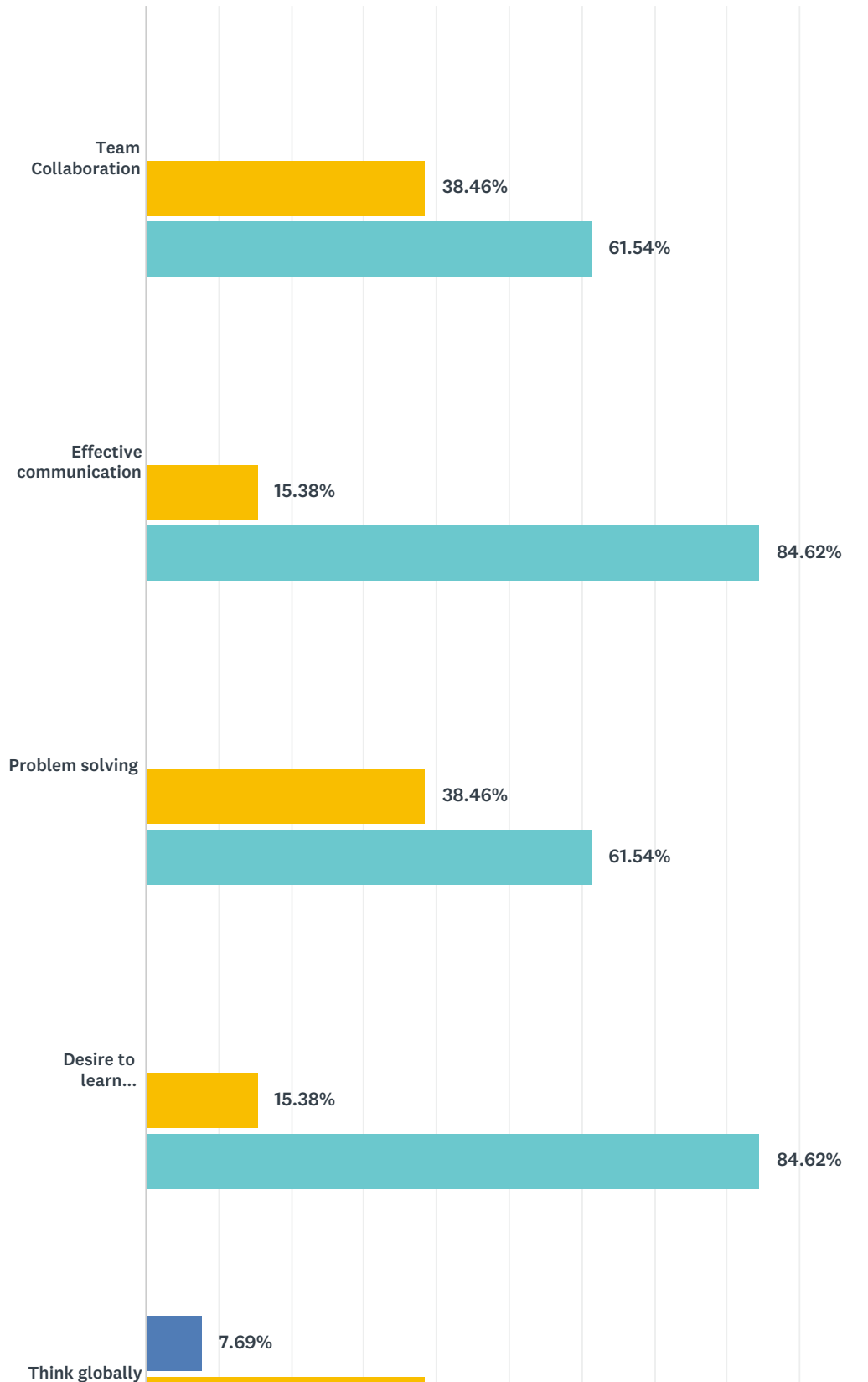


ANSWER CHOICES	RESPONSES	
Burbank	0.00%	0
Rancho Cucamonga	46.15%	6
Redlands	30.77%	4
Riverside	0.00%	0
San Diego	7.69%	1
South Coast Metro / Orange County	15.38%	2
Temecula	0.00%	0
Other site/employer:	0.00%	0
TOTAL		13

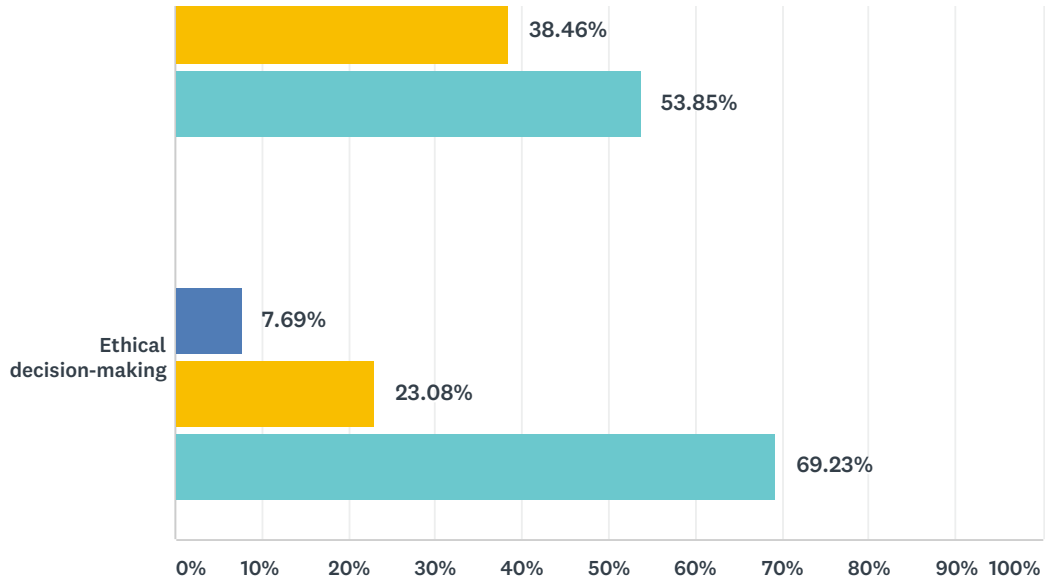
#	OTHER SITE/EMPLOYER:	DATE
	There are no responses.	

Q9 My skills have improved in the following areas as a result of my degree

Answered: 13 Skipped: 0



2019 School of Business Graduate Survey

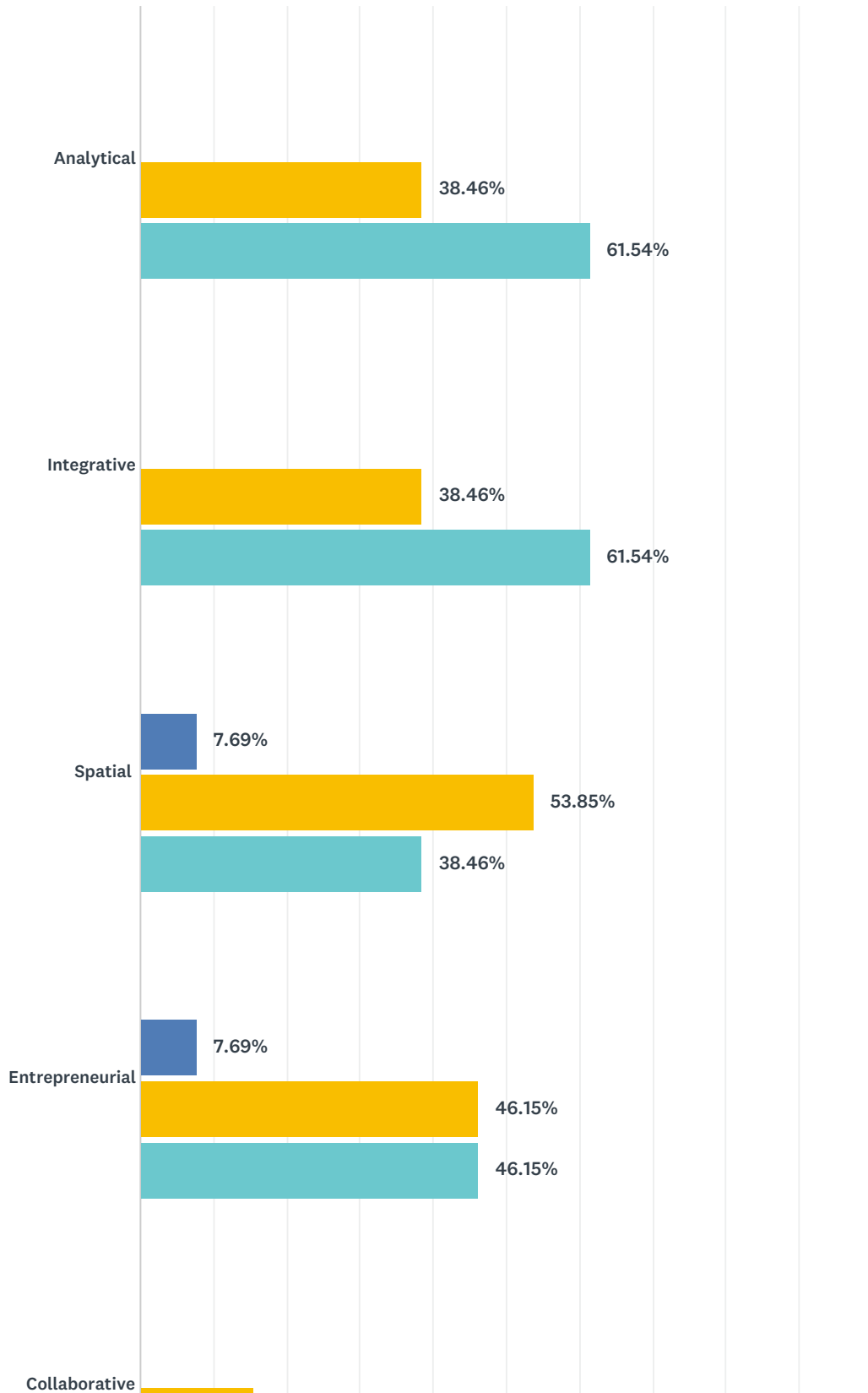


■ Strongly Disagree
 ■ Disagree
 ■ Agree
 ■ Strongly Agree

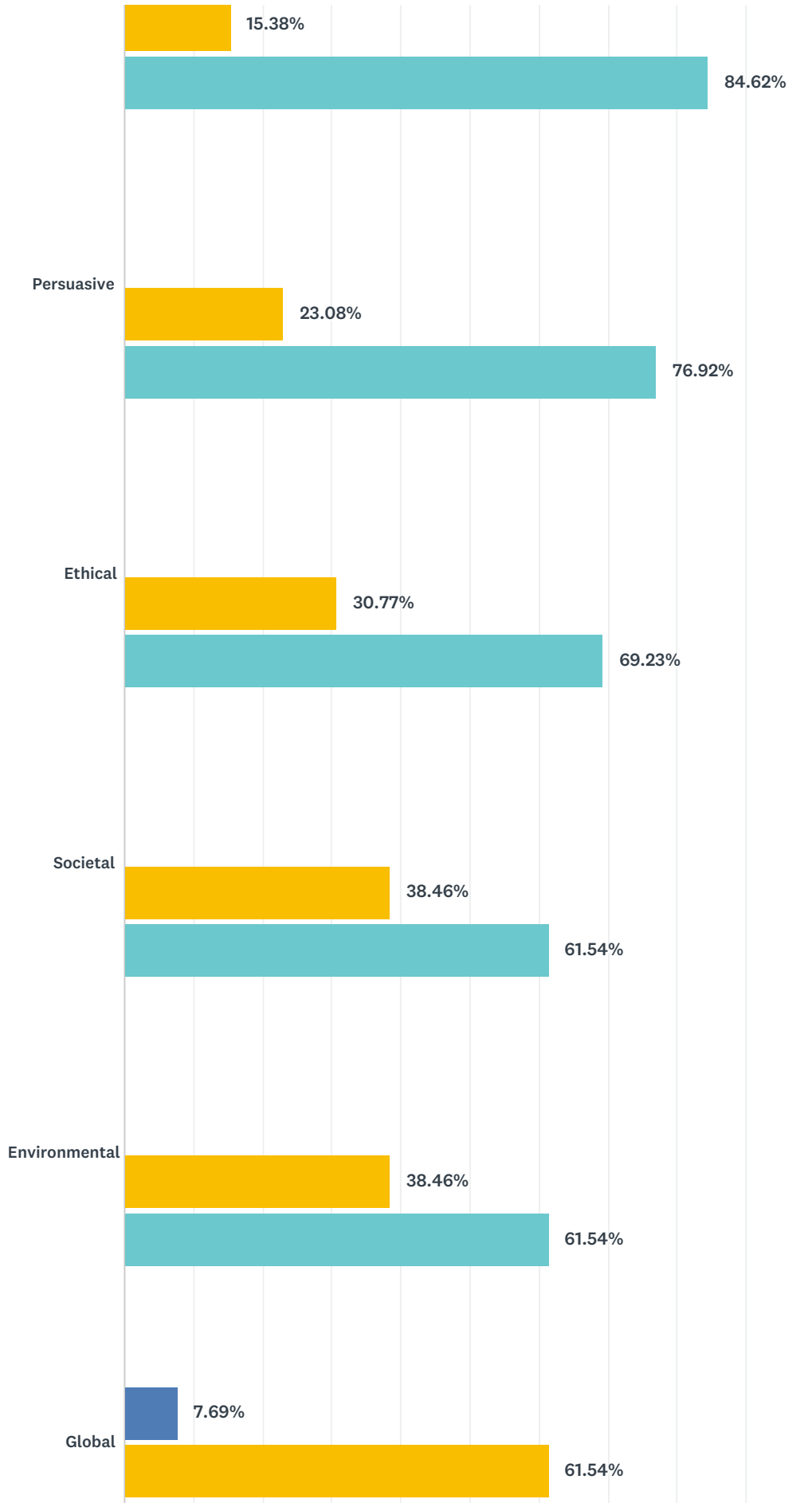
	STRONGLY DISAGREE	DISAGREE	AGREE	STRONGLY AGREE	TOTAL
Team Collaboration	0.00% 0	0.00% 0	38.46% 5	61.54% 8	13
Effective communication	0.00% 0	0.00% 0	15.38% 2	84.62% 11	13
Problem solving	0.00% 0	0.00% 0	38.46% 5	61.54% 8	13
Desire to learn continuously	0.00% 0	0.00% 0	15.38% 2	84.62% 11	13
Think globally	0.00% 0	7.69% 1	38.46% 5	53.85% 7	13
Ethical decision-making	0.00% 0	7.69% 1	23.08% 3	69.23% 9	13

Q10 As a result of my program, I have improved in the following 21st Century Skills

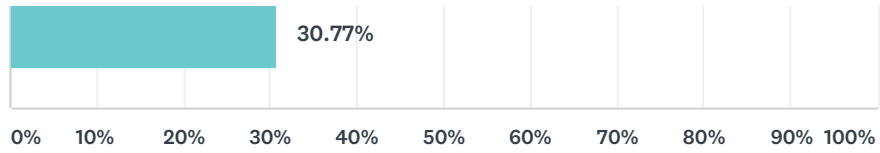
Answered: 13 Skipped: 0



2019 School of Business Graduate Survey



2019 School of Business Graduate Survey

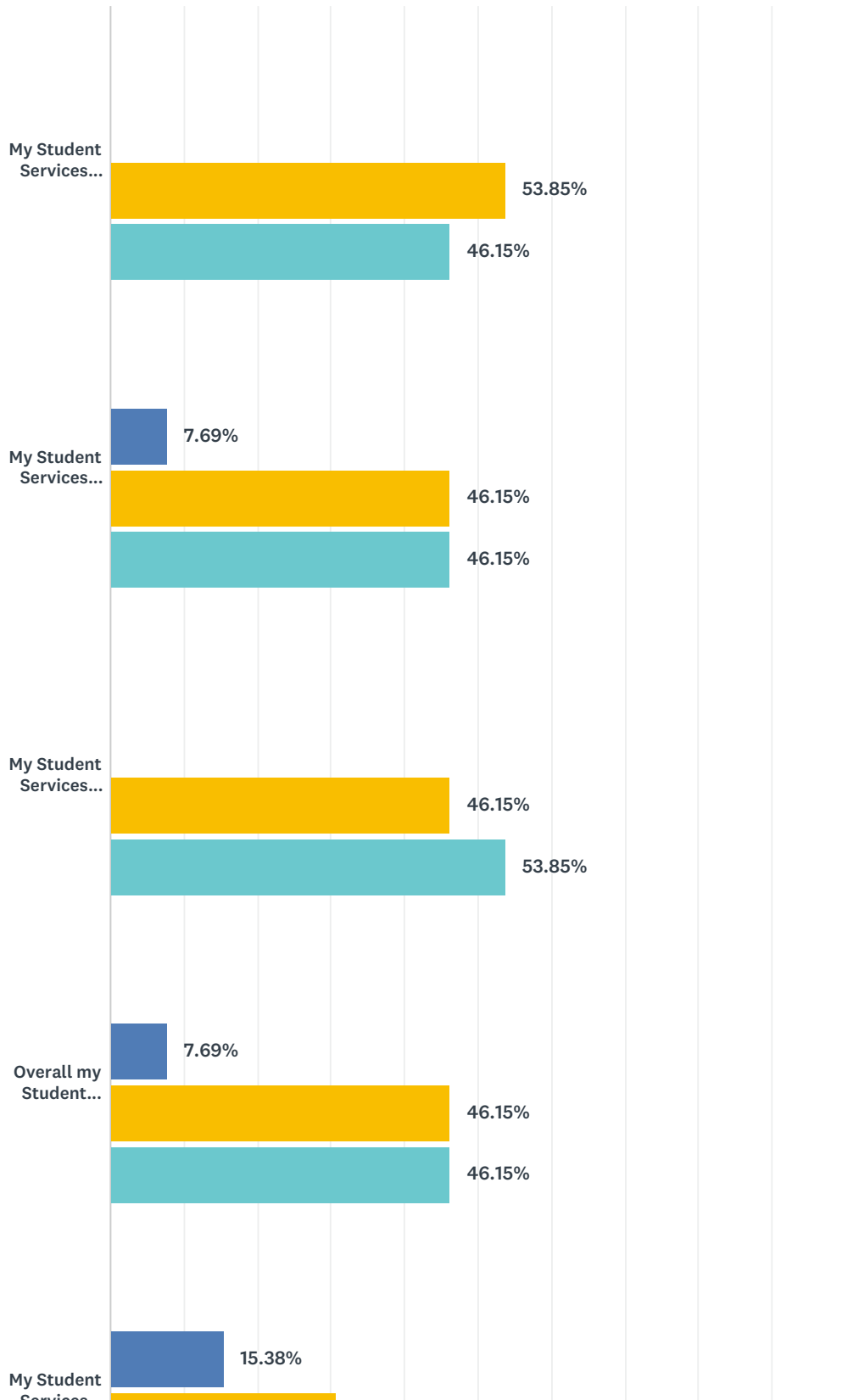


■ Strongly Disagree
 ■ Disagree
 ■ Agree
 ■ Strongly Agree

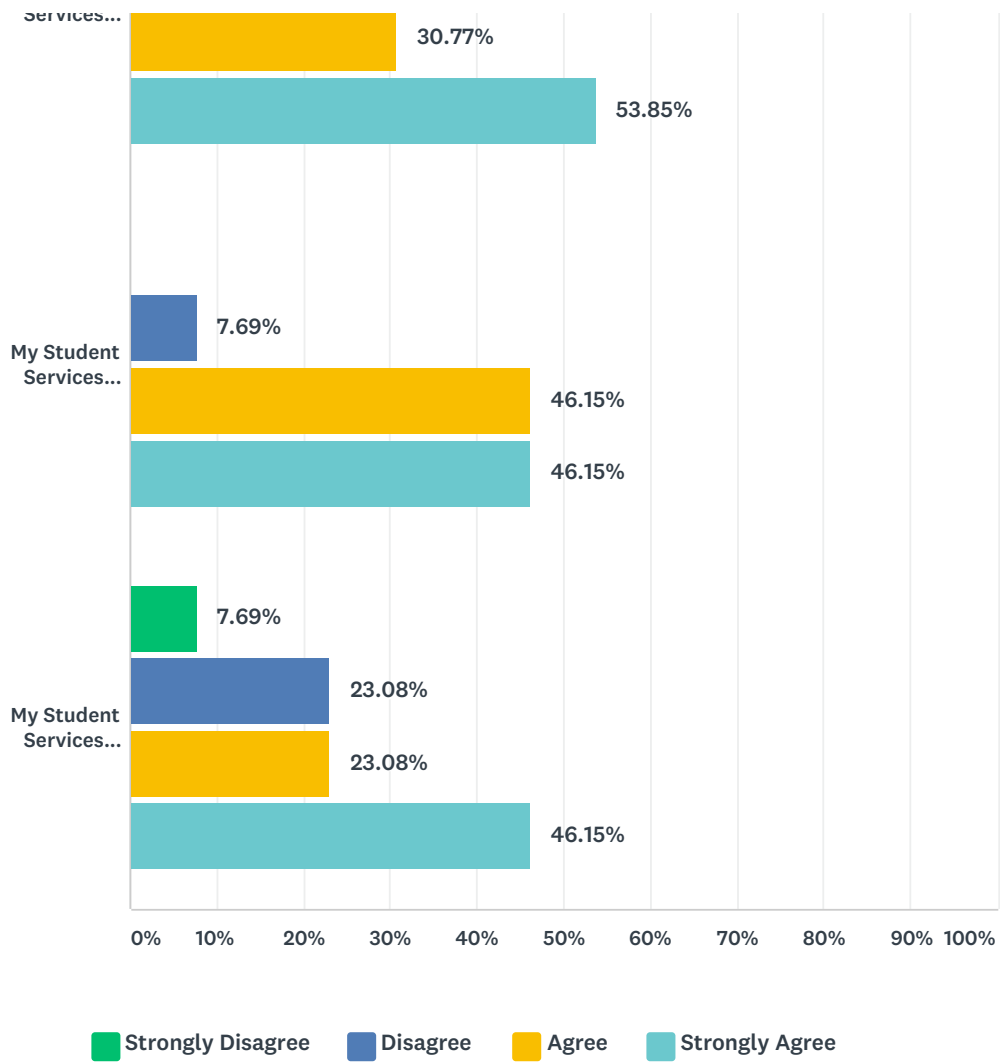
	STRONGLY DISAGREE	DISAGREE	AGREE	STRONGLY AGREE	TOTAL
Analytical	0.00% 0	0.00% 0	38.46% 5	61.54% 8	13
Integrative	0.00% 0	0.00% 0	38.46% 5	61.54% 8	13
Spatial	0.00% 0	7.69% 1	53.85% 7	38.46% 5	13
Entrepreneurial	0.00% 0	7.69% 1	46.15% 6	46.15% 6	13
Collaborative	0.00% 0	0.00% 0	15.38% 2	84.62% 11	13
Persuasive	0.00% 0	0.00% 0	23.08% 3	76.92% 10	13
Ethical	0.00% 0	0.00% 0	30.77% 4	69.23% 9	13
Societal	0.00% 0	0.00% 0	38.46% 5	61.54% 8	13
Environmental	0.00% 0	0.00% 0	38.46% 5	61.54% 8	13
Global	0.00% 0	7.69% 1	61.54% 8	30.77% 4	13

Q20 Please indicate your extent of agreement with the following statements

Answered: 13 Skipped: 0



2019 School of Business Graduate Survey



	STRONGLY DISAGREE	DISAGREE	AGREE	STRONGLY AGREE	TOTAL
My Student Services Manager was responsive	0.00% 0	0.00% 0	53.85% 7	46.15% 6	13
My Student Services Manager provided effective academic advising	0.00% 0	7.69% 1	46.15% 6	46.15% 6	13
My Student Services Manager maintained a professional relationship	0.00% 0	0.00% 0	46.15% 6	53.85% 7	13
Overall my Student Services Manager was supportive of me during the program	0.00% 0	7.69% 1	46.15% 6	46.15% 6	13
My Student Services Manager provided me with personalized advising	0.00% 0	15.38% 2	30.77% 4	53.85% 7	13
My Student Services Manager was knowledgeable and available to answer my questions	0.00% 0	7.69% 1	46.15% 6	46.15% 6	13
My Student Services Manager was instrumental in helping me complete my degree	7.69% 1	23.08% 3	23.08% 3	46.15% 6	13

Q21 Please tell us one or two things the School of Business could do to enhance our academic advising services.

Answered: 6 Skipped: 7

#	RESPONSES	DATE
1	More personal attention	5/3/2019 11:07 AM
2	Maybe the student service manager could have extra help when a new semester starts to answer questions more promptly	5/2/2019 12:09 PM
3	The email field on page two was not accepting my manager's email; here it is: waheed.baqai@wise.healthcare. During the ceremony this past April 27th, the ushers missed an entire row of undergraduate students. This in turn caused the speaker to forget to have the Master's Graduates switch tassels and miss out on their proper ceremony. I would recommend organizing the commencement better to not miss anyone next time. Be more student centric in the classroom and not focused on the financial incentives for staff.	5/2/2019 10:33 AM
4	N/A	4/23/2019 11:52 AM
5	Less duplicate email messages	4/23/2019 11:16 AM
6	There could be check-ins. I only talked to my adviser if I reached out first.	4/23/2019 10:18 AM

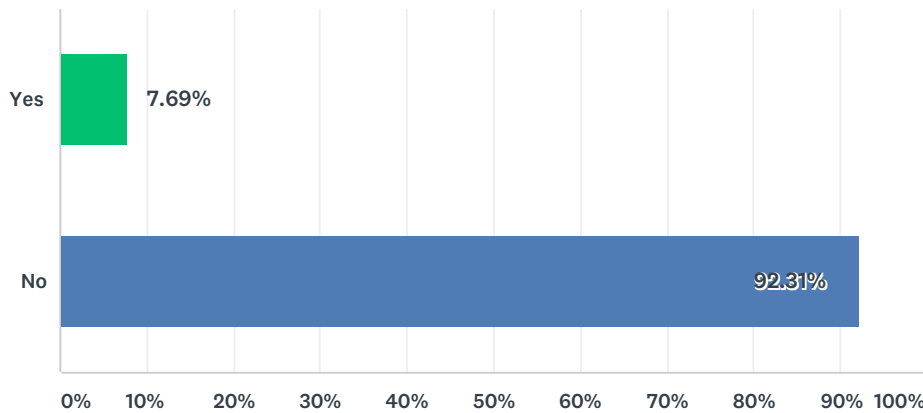
Q22 What was the most beneficial aspect of your academic advising experience?

Answered: 6 Skipped: 7

#	RESPONSES	DATE
1	I received more information from my local recruiter than advising center.	5/3/2019 11:07 AM
2	The \$40,000 coffee!	5/2/2019 10:33 AM
3	effective communication and knowledgeable staff	4/23/2019 11:52 AM
4	Helping me enroll in the program.	4/23/2019 11:16 AM
5	Just answering my questions in general, providing overall guidance.	4/23/2019 10:45 AM
6	I liked having my program planned from start to finish	4/23/2019 10:18 AM

Q23 Over the course of your program, did you obtain tutoring offered through the University?

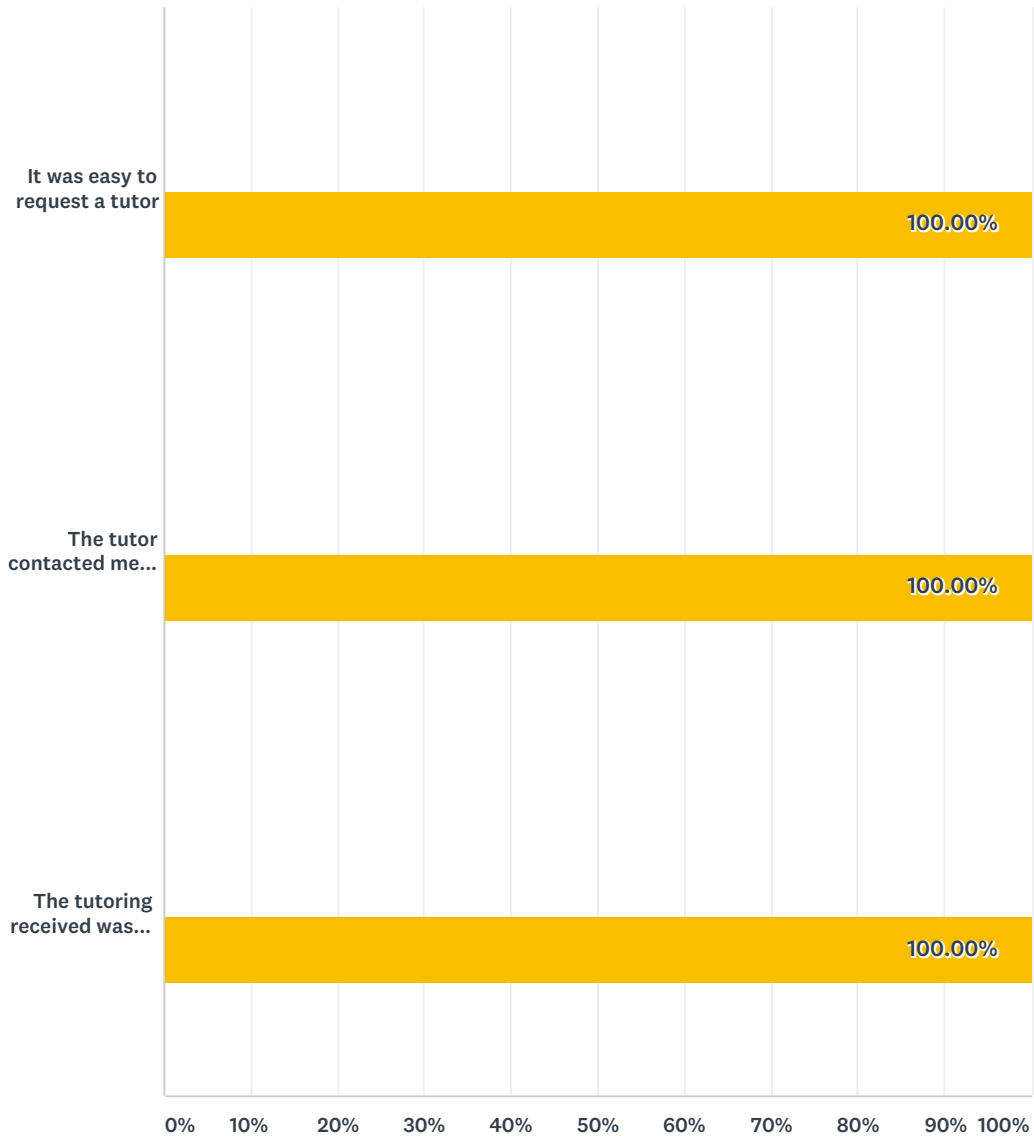
Answered: 13 Skipped: 0



ANSWER CHOICES	RESPONSES	
Yes	7.69%	1
No	92.31%	12
TOTAL		13

Q24 Please indicate your extent of agreement with the following statements regarding tutoring

Answered: 1 Skipped: 12

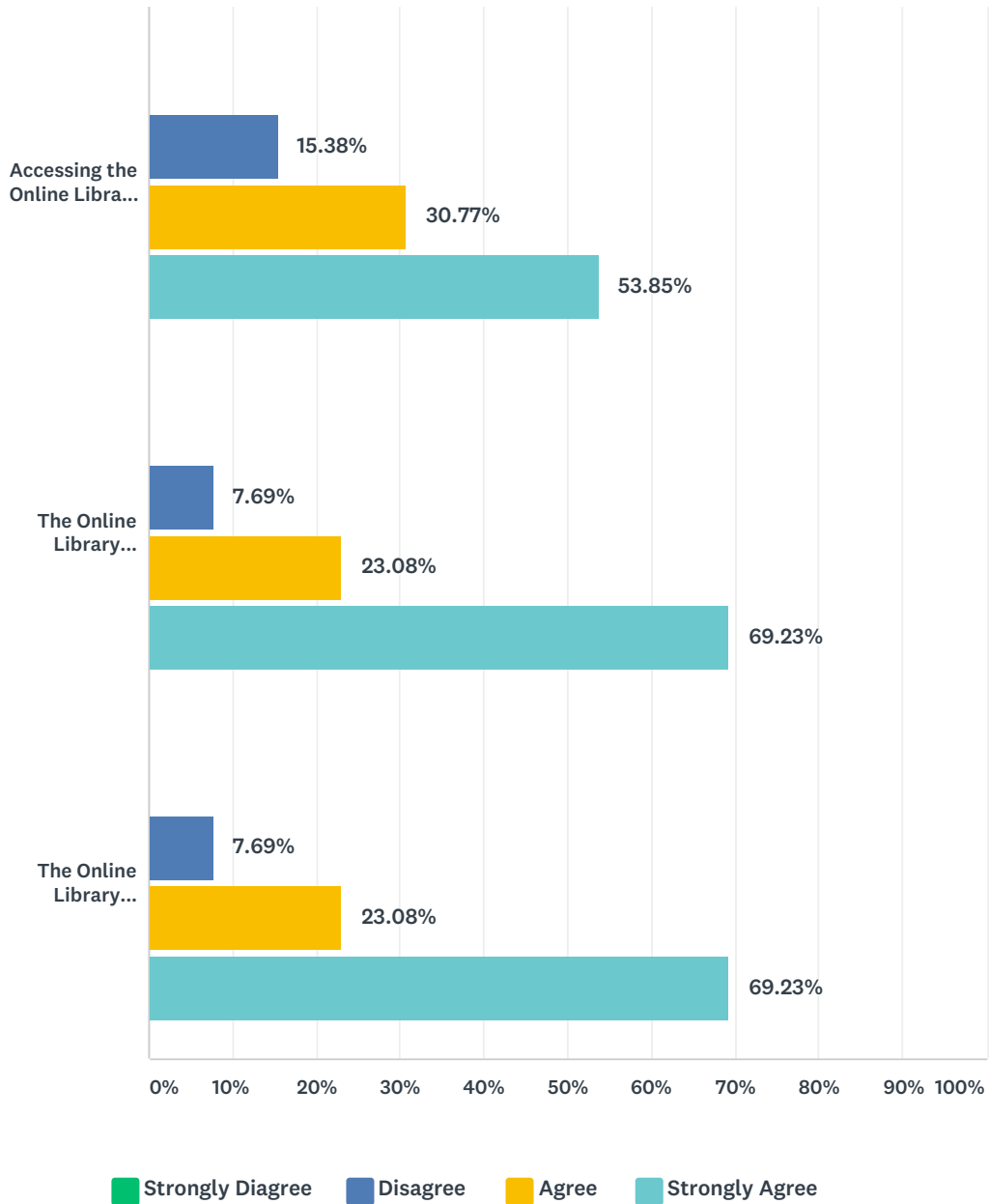


■ Strongly Disagree
 ■ Disagree
 ■ Agree
 ■ Strongly Agree

	STRONGLY DISAGREE	DISAGREE	AGREE	STRONGLY AGREE	TOTAL
It was easy to request a tutor	0.00% 0	0.00% 0	100.00% 1	0.00% 0	1
The tutor contacted me in a timely matter	0.00% 0	0.00% 0	100.00% 1	0.00% 0	1
The tutoring received was effective	0.00% 0	0.00% 0	100.00% 1	0.00% 0	1

Q25 Please indicate your extent of agreement with the following statements regarding our Online Library Resources

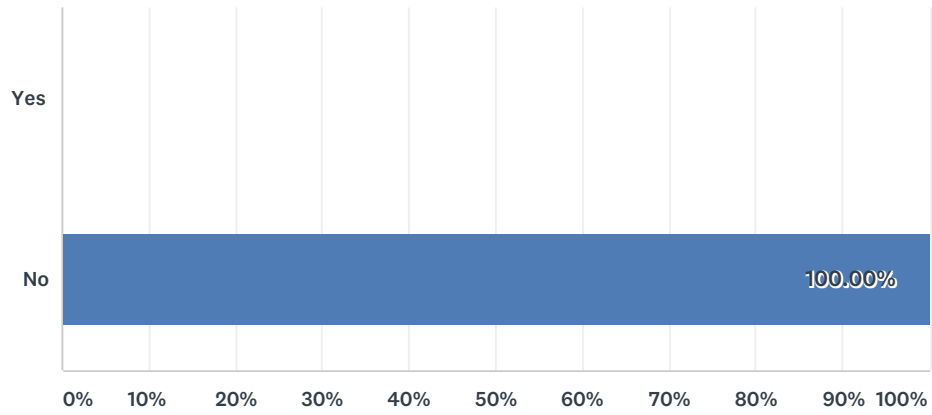
Answered: 13 Skipped: 0



	STRONGLY DIAGREE	DISAGREE	AGREE	STRONGLY AGREE	TOTAL
Accessing the Online Library Resources was easy	0.00% 0	15.38% 2	30.77% 4	53.85% 7	13
The Online Library Resources available were useful	0.00% 0	7.69% 1	23.08% 3	69.23% 9	13
The Online Library Resources were important to my academic success	0.00% 0	7.69% 1	23.08% 3	69.23% 9	13

Q26 Did you participate in the Quantitative (Math) Workshop?

Answered: 13 Skipped: 0



ANSWER CHOICES	RESPONSES	
Yes	0.00%	0
No	100.00%	13
TOTAL		13

Q27 I was satisfied with the Quantitative (Math) Workshop

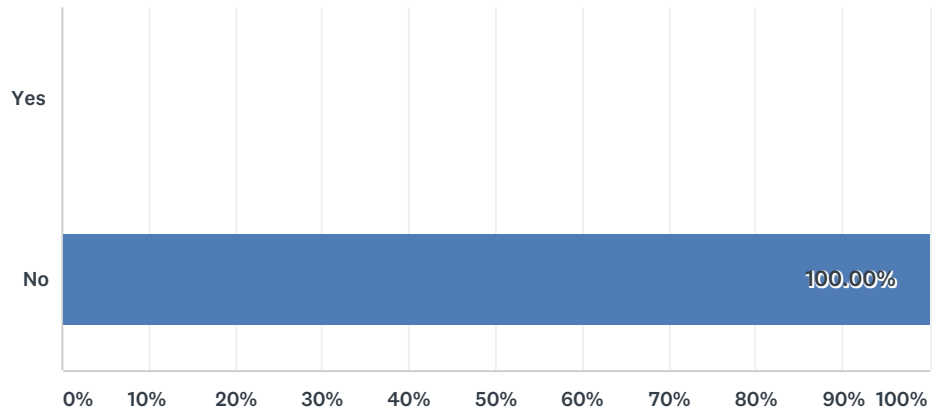
Answered: 0 Skipped: 13

 No matching responses.

ANSWER CHOICES	RESPONSES	
Strongly Disagree	0.00%	0
Disagree	0.00%	0
Agree	0.00%	0
Strongly Agree	0.00%	0
TOTAL		0

Q28 Did you participate in the Qualitative (English/Writing) Workshop?

Answered: 13 Skipped: 0



ANSWER CHOICES	RESPONSES	
Yes	0.00%	0
No	100.00%	13
TOTAL		13

Q29 I was satisfied with the Qualitative (English/Writing) Workshop

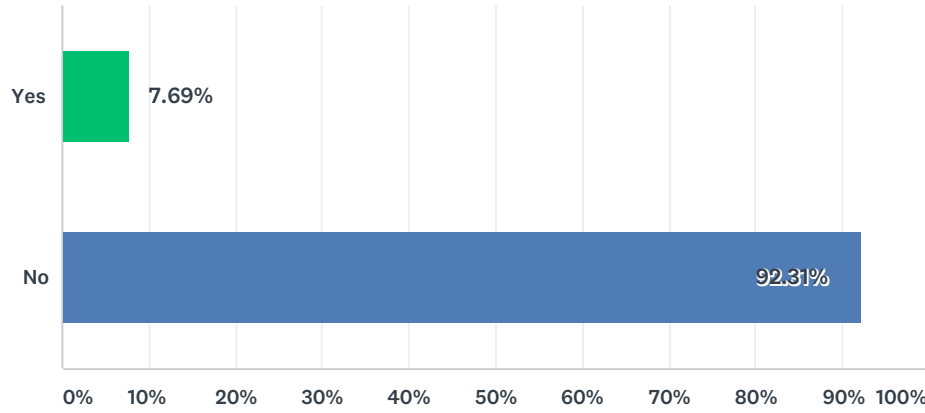
Answered: 0 Skipped: 13

 No matching responses.

ANSWER CHOICES	RESPONSES
Strongly Disagree	0.00% 0
Disagree	0.00% 0
Agree	0.00% 0
Strongly Agree	0.00% 0
TOTAL	0

Q30 Did you participate in the Mentor Program?

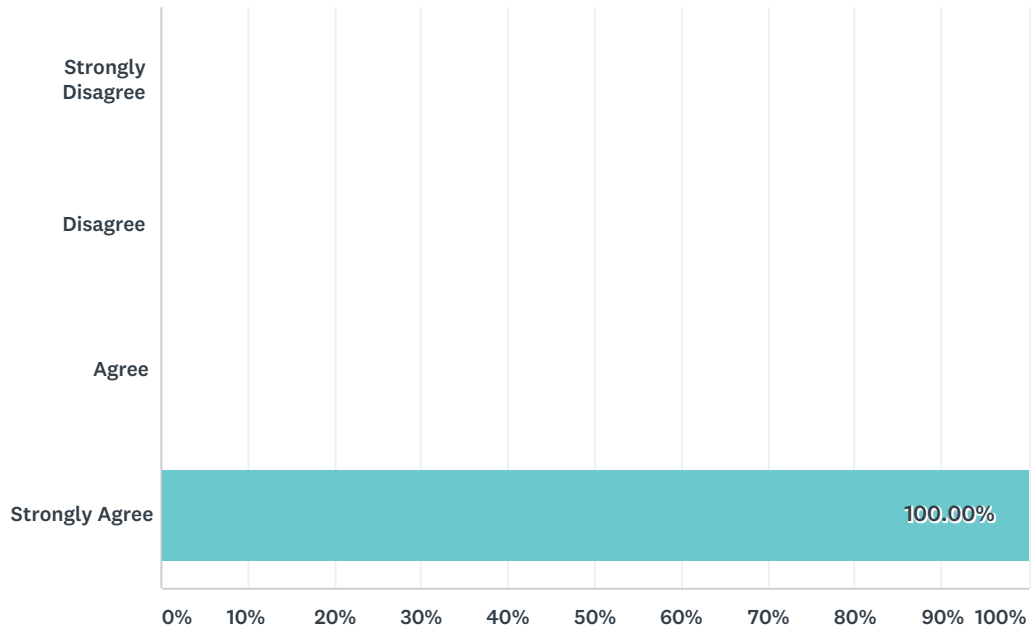
Answered: 13 Skipped: 0



ANSWER CHOICES	RESPONSES	
Yes	7.69%	1
No	92.31%	12
TOTAL		13

Q31 I was satisfied with the Mentor Program

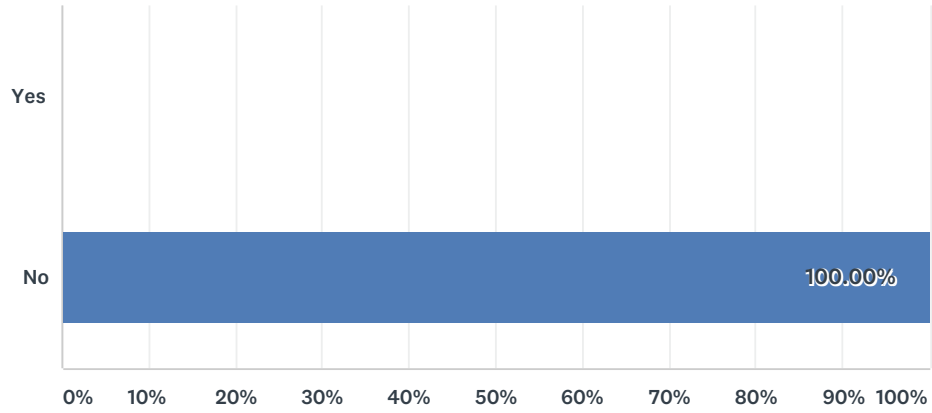
Answered: 1 Skipped: 12



ANSWER CHOICES	RESPONSES	
Strongly Disagree	0.00%	0
Disagree	0.00%	0
Agree	0.00%	0
Strongly Agree	100.00%	1
TOTAL		1

Q32 Did you use Disability Services?

Answered: 13 Skipped: 0



ANSWER CHOICES	RESPONSES	
Yes	0.00%	0
No	100.00%	13
TOTAL		13

Q33 I was satisfied with Disability Services

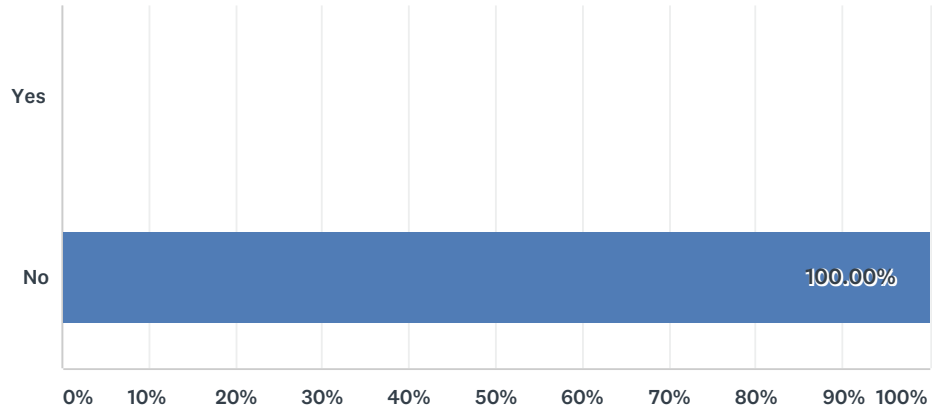
Answered: 0 Skipped: 13

 No matching responses.

ANSWER CHOICES	RESPONSES	
Strongly Disagree	0.00%	0
Disagree	0.00%	0
Agree	0.00%	0
Strongly Agree	0.00%	0
TOTAL		0

Q34 Did you participate in Study Abroad?

Answered: 13 Skipped: 0



ANSWER CHOICES	RESPONSES	
Yes	0.00%	0
No	100.00%	13
TOTAL		13

Q35 I was satisfied with my Study Abroad trip

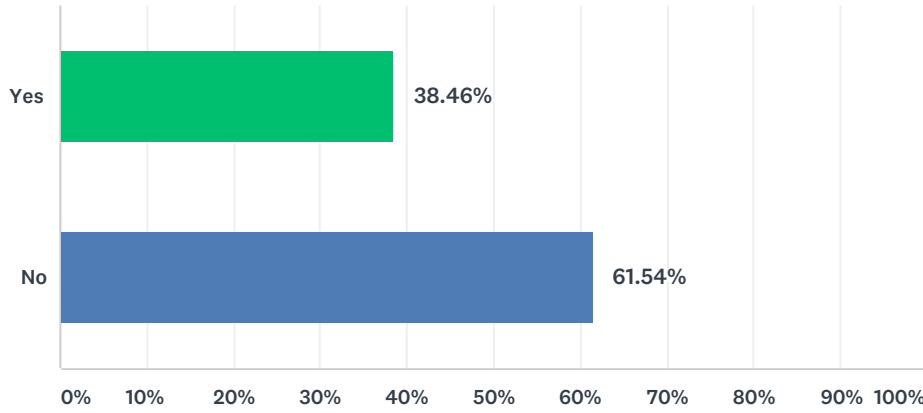
Answered: 0 Skipped: 13

 No matching responses.

ANSWER CHOICES	RESPONSES
Strongly Disagree	0.00% 0
Disagree	0.00% 0
Agree	0.00% 0
Strongly Agree	0.00% 0
TOTAL	0

Q36 Did you attend any speaking events while at University of Redlands?

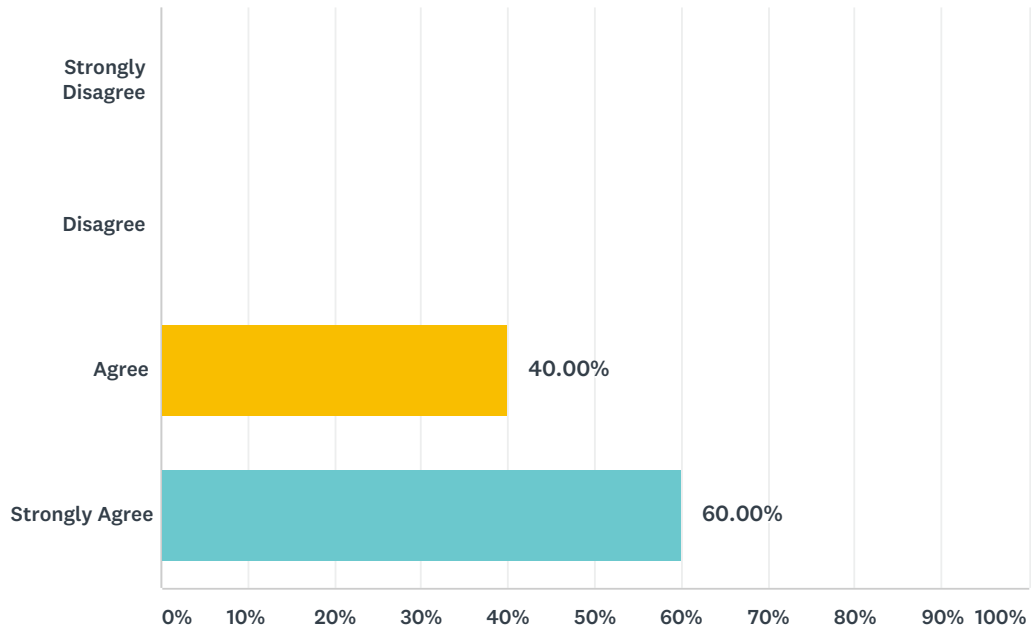
Answered: 13 Skipped: 0



ANSWER CHOICES	RESPONSES	
Yes	38.46%	5
No	61.54%	8
TOTAL		13

Q37 I was satisfied with the speaking events

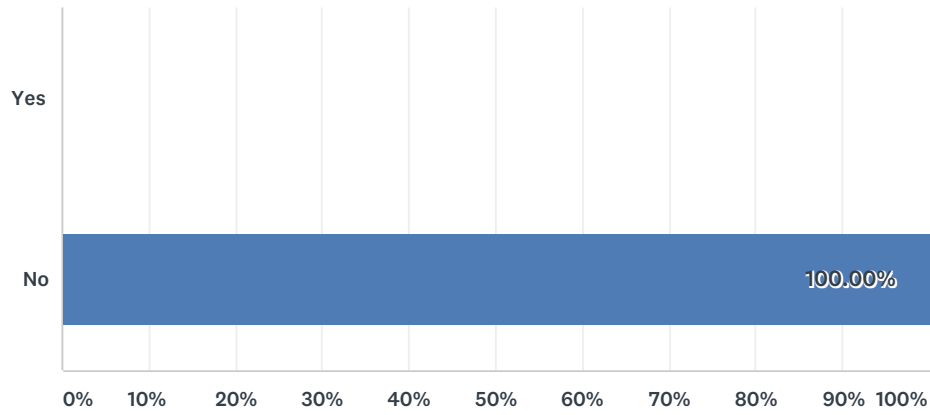
Answered: 5 Skipped: 8



ANSWER CHOICES	RESPONSES	
Strongly Disagree	0.00%	0
Disagree	0.00%	0
Agree	40.00%	2
Strongly Agree	60.00%	3
TOTAL		5

Q38 Did you use Professional Development (Career Services)

Answered: 13 Skipped: 0



ANSWER CHOICES	RESPONSES	
Yes	0.00%	0
No	100.00%	13
TOTAL		13

Q39 I was satisfied with the Professional Development (Career Services)

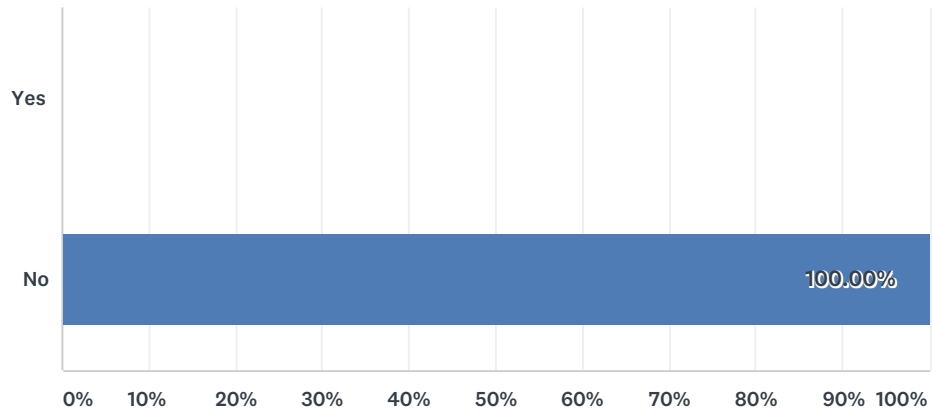
Answered: 0 Skipped: 13

 No matching responses.

ANSWER CHOICES	RESPONSES	
Strongly Disagree	0.00%	0
Disagree	0.00%	0
Agree	0.00%	0
Strongly Agree	0.00%	0
TOTAL		0

Q40 Are you currently receiving educational benefits through the military?

Answered: 13 Skipped: 0



ANSWER CHOICES	RESPONSES	
Yes	0.00%	0
No	100.00%	13
TOTAL		13

Q41 I am...

Answered: 0 Skipped: 13

 No matching responses.

ANSWER CHOICES	RESPONSES	
Active Duty	0.00%	0
A Military Veteran	0.00%	0
A Dependent of an Active Duty or Military Veteran	0.00%	0
TOTAL		0

Q42 I was satisfied with Veteran Services at University of Redlands

Answered: 0 Skipped: 13

 No matching responses.

ANSWER CHOICES	RESPONSES
Strongly Disagree	0.00% 0
Disagree	0.00% 0
Agree	0.00% 0
Strongly Agree	0.00% 0
TOTAL	0

Q43 When you had questions about your VA benefits, did you know whom to contact?

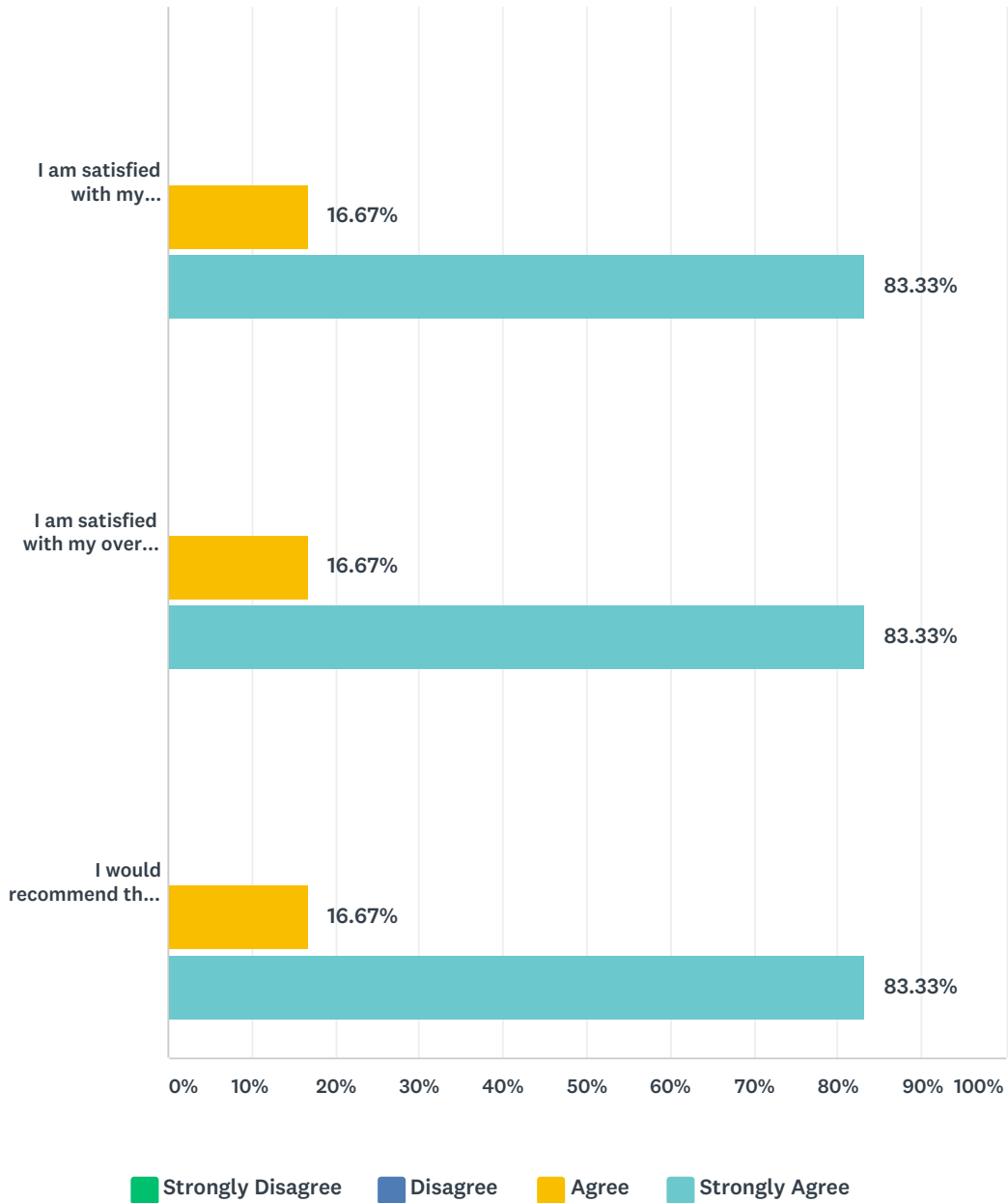
Answered: 0 Skipped: 13

 No matching responses.

ANSWER CHOICES	RESPONSES	
Yes	0.00%	0
Not initially, but I was directed to the correct contact	0.00%	0
No	0.00%	0
TOTAL		0

Q44 Please indicate to what extent you agree with the following statement

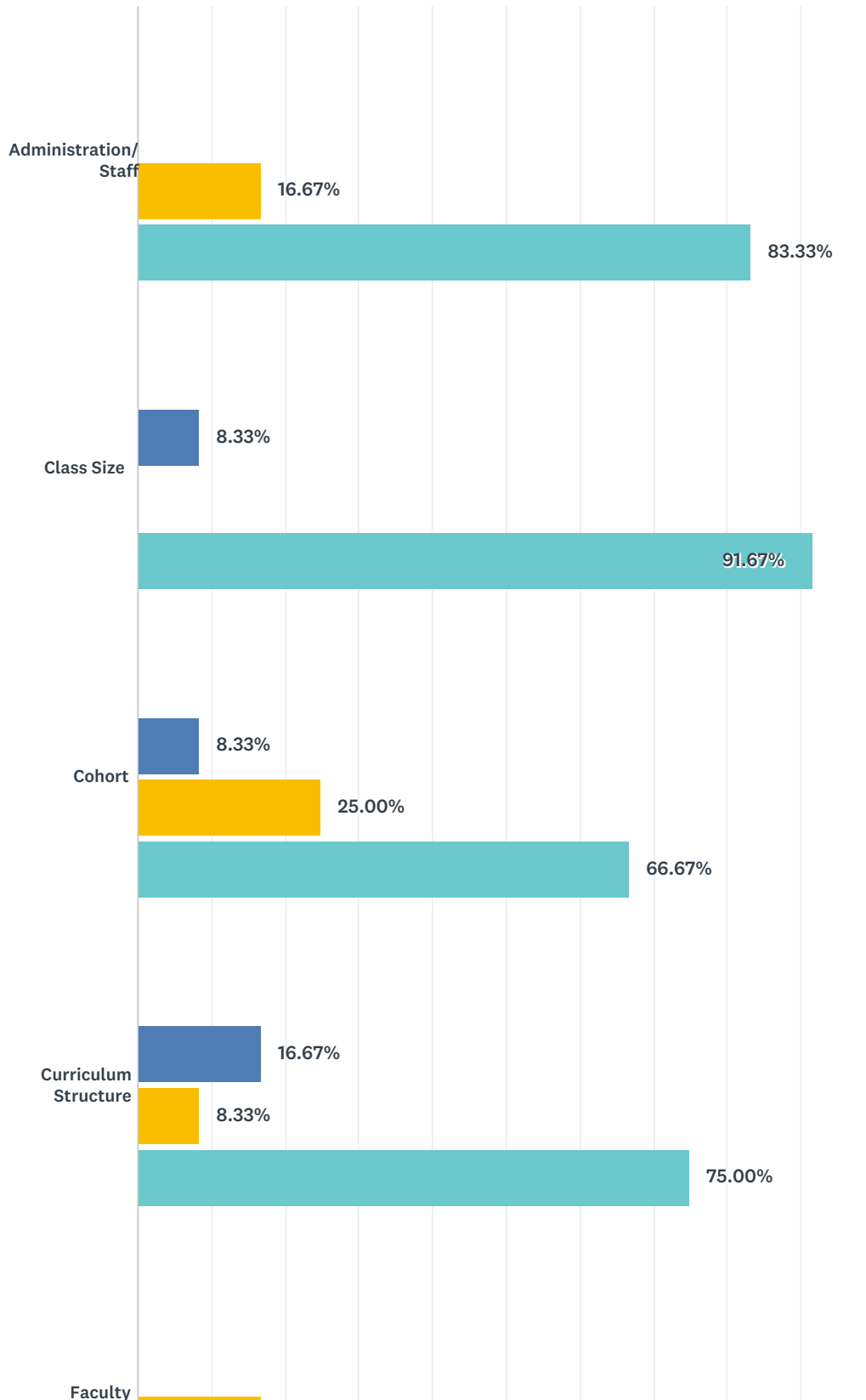
Answered: 12 Skipped: 1



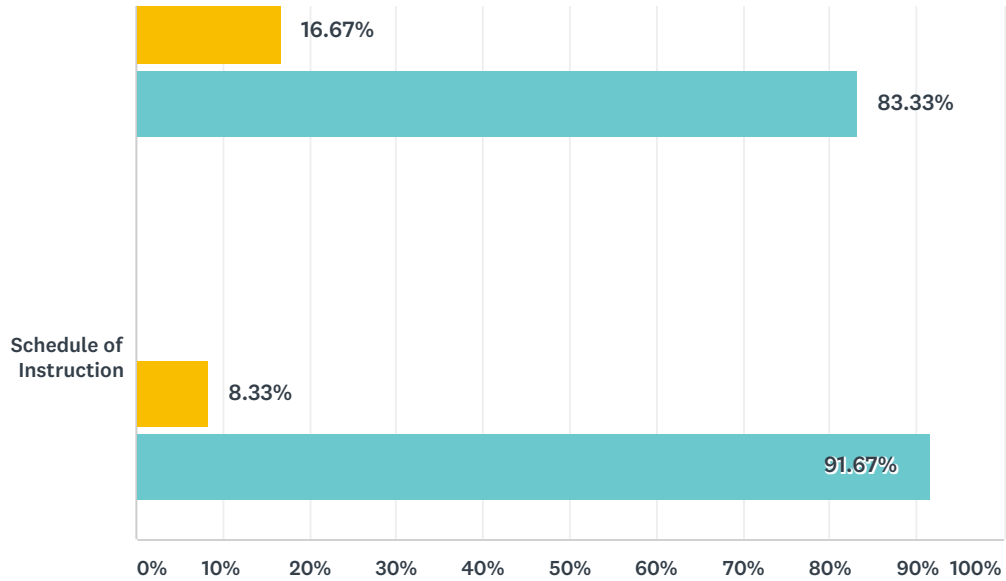
	STRONGLY DISAGREE	DISAGREE	AGREE	STRONGLY AGREE	TOTAL
I am satisfied with my decision to attend the University of Redlands School of Business	0.00% 0	0.00% 0	16.67% 2	83.33% 10	12
I am satisfied with my overall experience attending the University of Redlands School of Business	0.00% 0	0.00% 0	16.67% 2	83.33% 10	12
I would recommend the University of Redlands School of Business to a friend or acquaintance	0.00% 0	0.00% 0	16.67% 2	83.33% 10	12

Q45 The following contributed to my success at the University of Redlands School of Business

Answered: 12 Skipped: 1



2019 School of Business Graduate Survey



■ Strongly Disagree
 ■ Disagree
 ■ Agree
 ■ Strongly Agree

	STRONGLY DISAGREE	DISAGREE	AGREE	STRONGLY AGREE	TOTAL
Administration/Staff	0.00% 0	0.00% 0	16.67% 2	83.33% 10	12
Class Size	0.00% 0	8.33% 1	0.00% 0	91.67% 11	12
Cohort	0.00% 0	8.33% 1	25.00% 3	66.67% 8	12
Curriculum Structure	0.00% 0	16.67% 2	8.33% 1	75.00% 9	12
Faculty	0.00% 0	0.00% 0	16.67% 2	83.33% 10	12
Schedule of Instruction	0.00% 0	0.00% 0	8.33% 1	91.67% 11	12