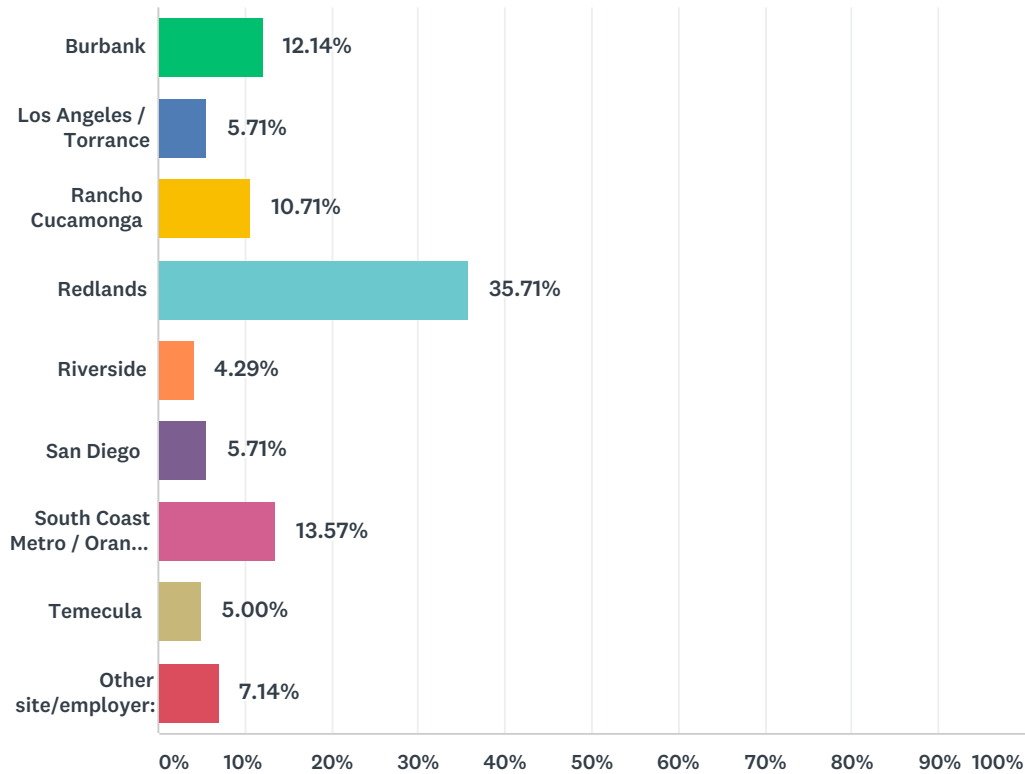


Q1 What campus do you primarily attend?

Answered: 140 Skipped: 0



ANSWER CHOICES	RESPONSES	
Burbank	12.14%	17
Los Angeles / Torrance	5.71%	8
Rancho Cucamonga	10.71%	15
Redlands	35.71%	50
Riverside	4.29%	6
San Diego	5.71%	8
South Coast Metro / Orange County	13.57%	19
Temecula	5.00%	7
Other site/employer:	7.14%	10
TOTAL		140

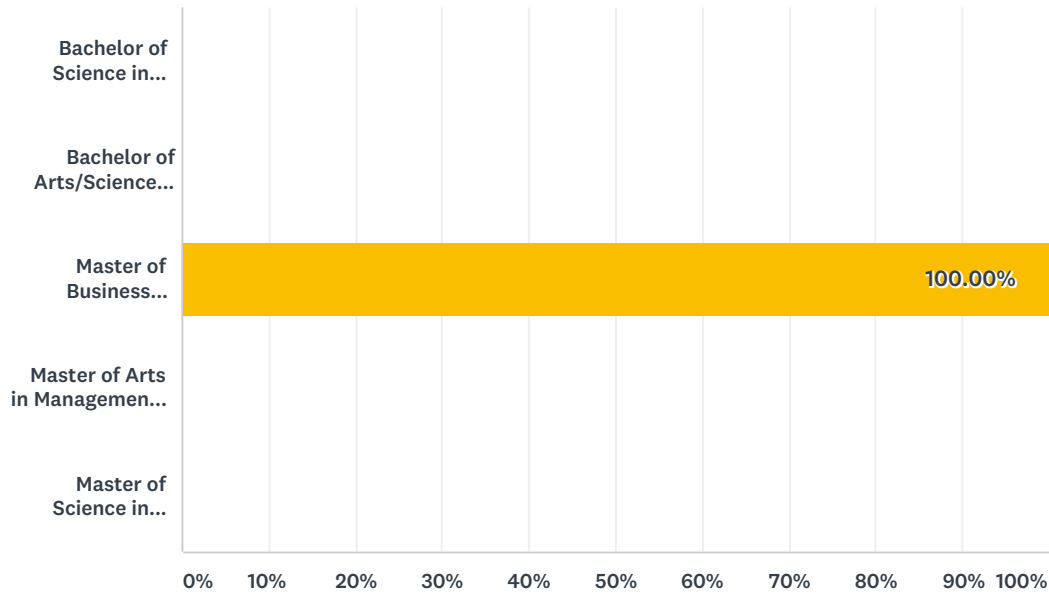
#	OTHER SITE/EMPLOYER:	DATE
1	Utc	4/23/2018 7:13 AM
2	UTC	4/18/2018 10:09 AM
3	UTAS	4/16/2018 9:07 PM
4	Pasadena	4/16/2018 10:25 AM

2018 School of Business Graduate Survey

5	Pasadena	4/16/2018 7:47 AM
6	Pasadena - caltech	4/15/2018 6:14 AM
7	UTC-CHULA Vista	4/9/2018 10:13 PM
8	Pasadena/Caltech (Burbank)	4/9/2018 7:35 AM
9	Utc Aerospace	4/9/2018 7:23 AM
10	Pasadena	4/9/2018 5:10 AM

Q2 What degree program did you pursue?

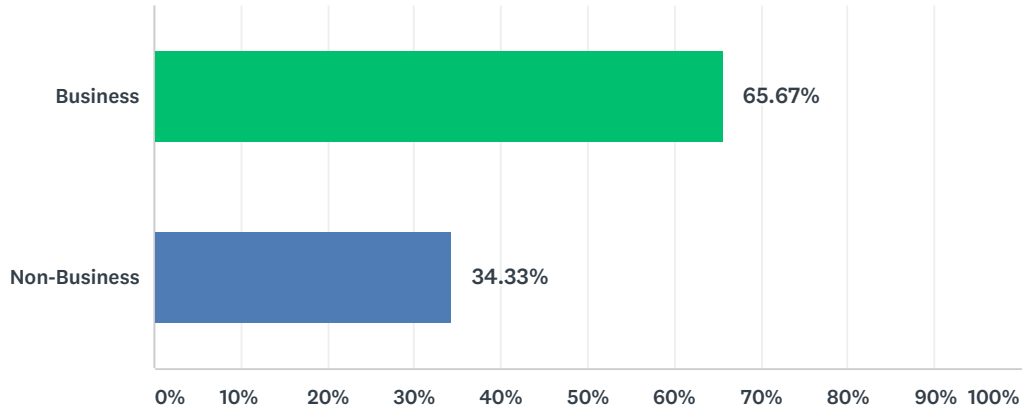
Answered: 140 Skipped: 0



ANSWER CHOICES	RESPONSES	
Bachelor of Science in Business (BSB)	0.00%	0
Bachelor of Arts/Science in Management (BSM/BAM)	0.00%	0
Master of Business Administration (MBA)	100.00%	140
Master of Arts in Management (MAM)	0.00%	0
Master of Science in Information Technology (MSIT)	0.00%	0
TOTAL		140

Q3 My undergraduate degree was in

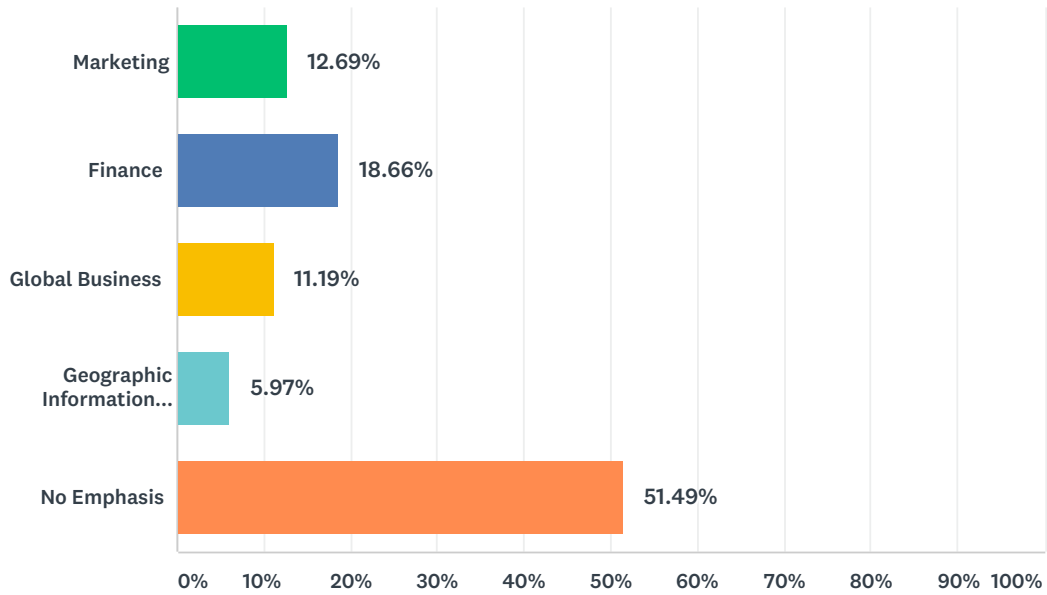
Answered: 134 Skipped: 6



ANSWER CHOICES	RESPONSES	
Business	65.67%	88
Non-Business	34.33%	46
TOTAL		134

Q4 What emphasis did you pursue?

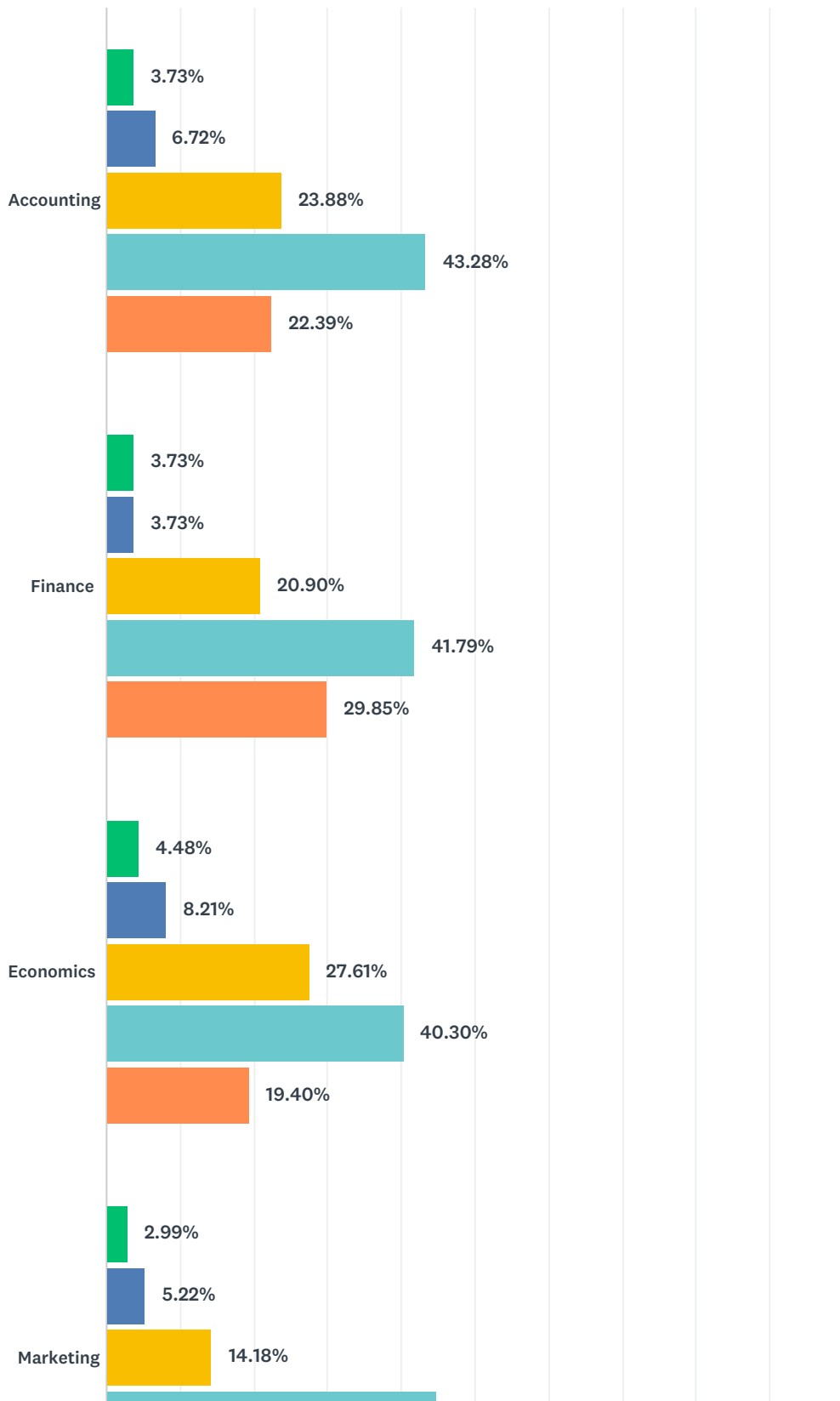
Answered: 134 Skipped: 6



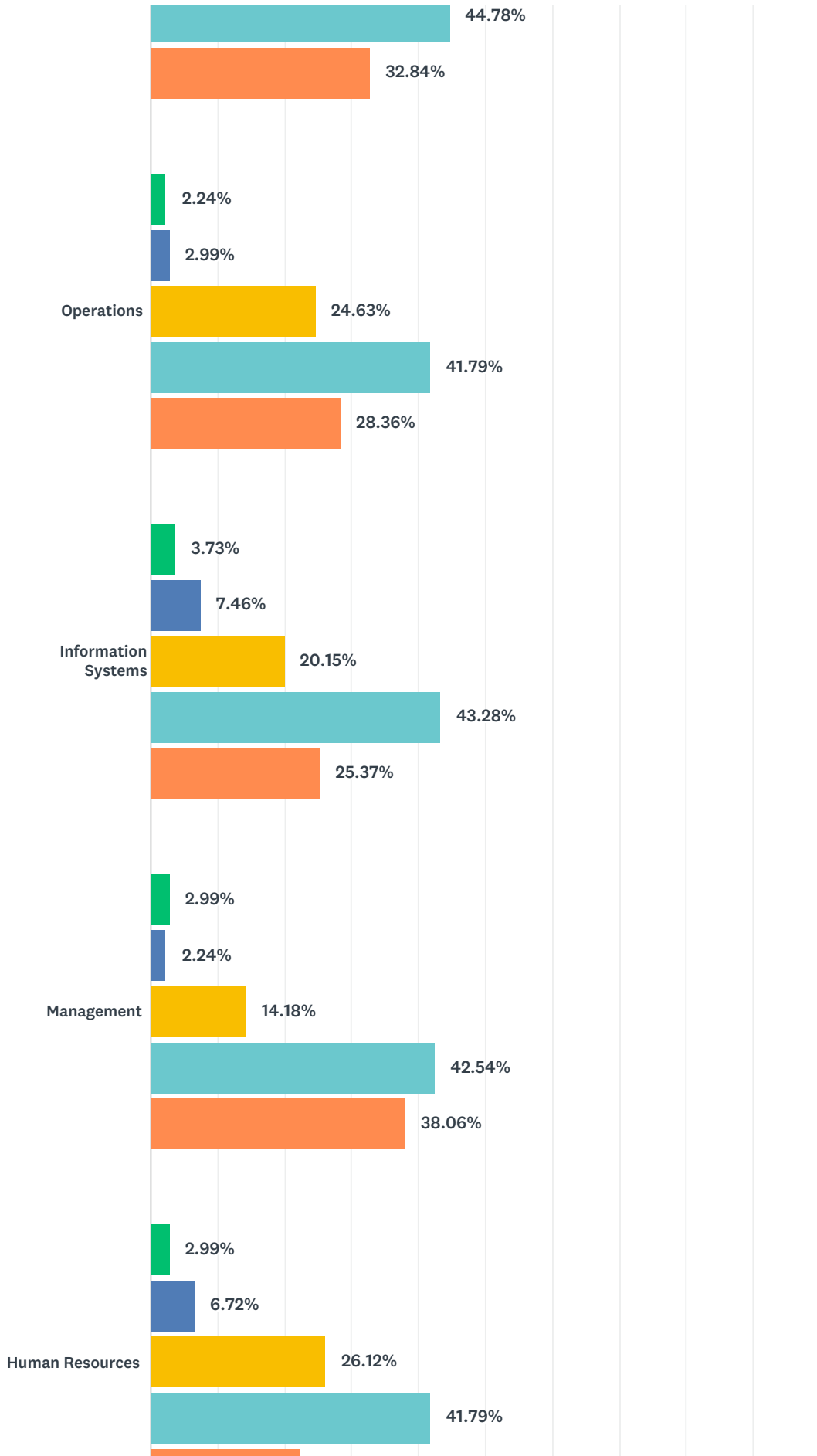
ANSWER CHOICES	RESPONSES	
Marketing	12.69%	17
Finance	18.66%	25
Global Business	11.19%	15
Geographic Information Systems	5.97%	8
No Emphasis	51.49%	69
TOTAL		134

Q5 As a result of the MBA program, I have improved my knowledge in the following business disciplines

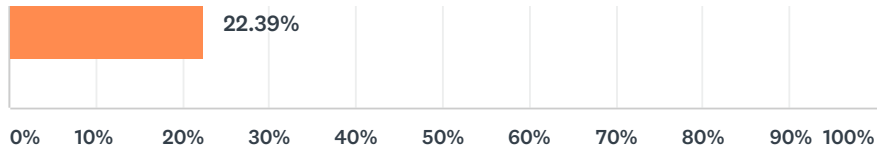
Answered: 134 Skipped: 6



2018 School of Business Graduate Survey



2018 School of Business Graduate Survey



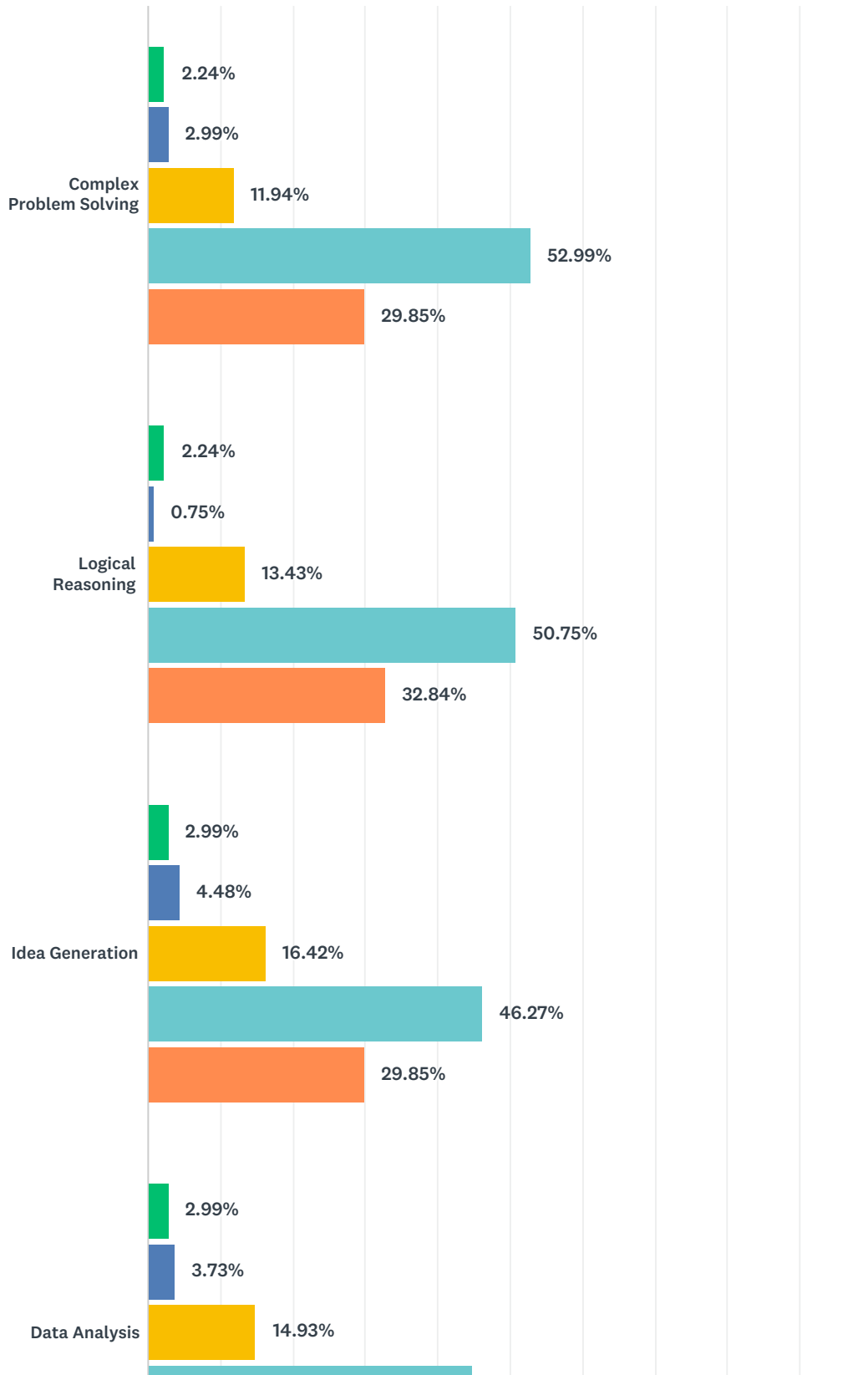
■ Strongly Disagree
 ■ Disagree
 ■ Neutral
 ■ Agree
 ■ Strongly Agree

	STRONGLY DISAGREE (1)	DISAGREE (2)	NEUTRAL (3)	AGREE (4)	STRONGLY AGREE (5)	TOTAL
Accounting	3.73% 5	6.72% 9	23.88% 32	43.28% 58	22.39% 30	134
Finance	3.73% 5	3.73% 5	20.90% 28	41.79% 56	29.85% 40	134
Economics	4.48% 6	8.21% 11	27.61% 37	40.30% 54	19.40% 26	134
Marketing	2.99% 4	5.22% 7	14.18% 19	44.78% 60	32.84% 44	134
Operations	2.24% 3	2.99% 4	24.63% 33	41.79% 56	28.36% 38	134
Information Systems	3.73% 5	7.46% 10	20.15% 27	43.28% 58	25.37% 34	134
Management	2.99% 4	2.24% 3	14.18% 19	42.54% 57	38.06% 51	134
Human Resources	2.99% 4	6.72% 9	26.12% 35	41.79% 56	22.39% 30	134

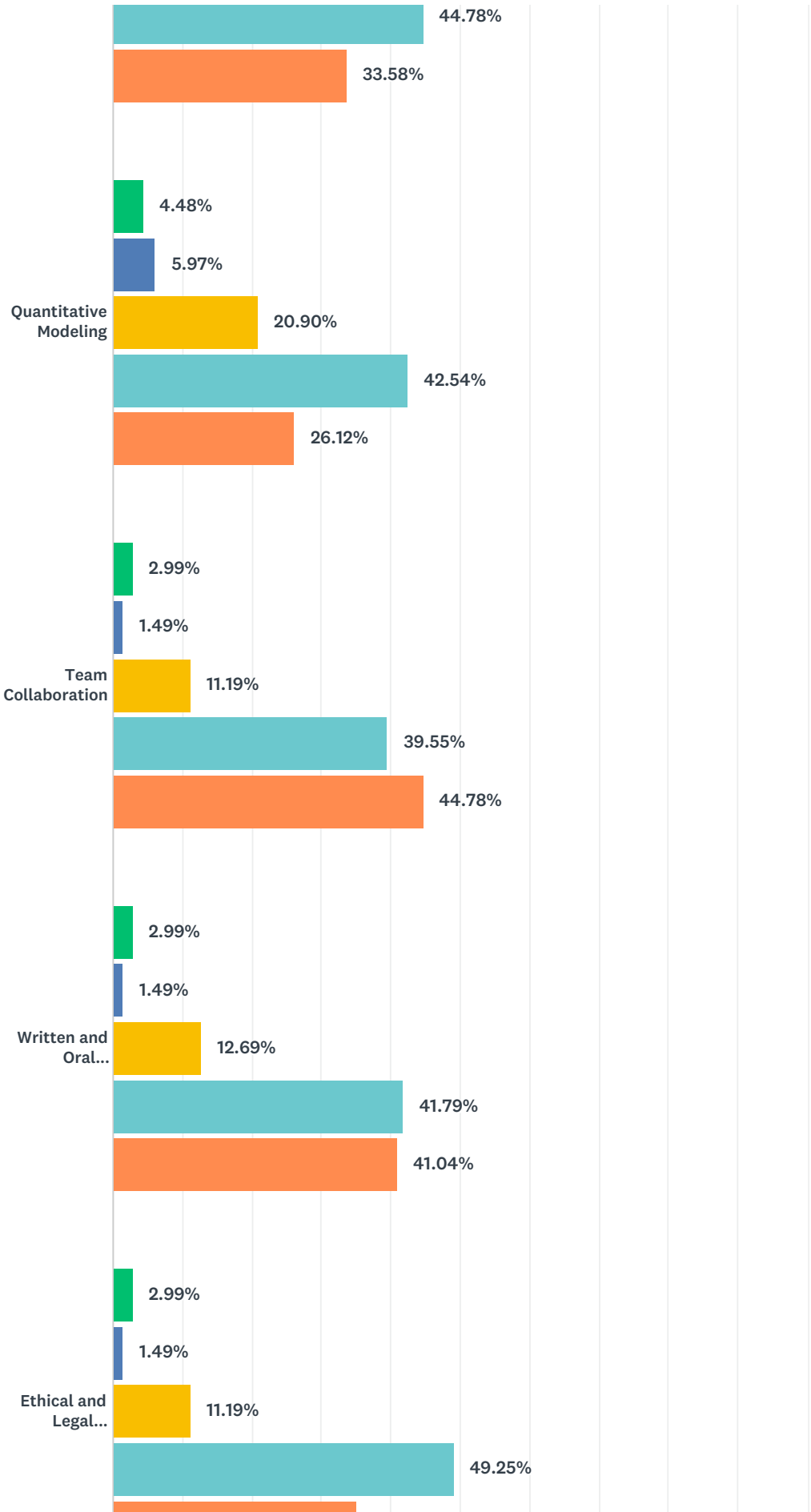
BASIC STATISTICS						
	MINIMUM	MAXIMUM	MEDIAN	MEAN	STANDARD DEVIATION	
Accounting	1.00	5.00	4.00	3.74		1.00
Finance	1.00	5.00	4.00	3.90		0.99
Economics	1.00	5.00	4.00	3.62		1.03
Marketing	1.00	5.00	4.00	3.99		0.97
Operations	1.00	5.00	4.00	3.91		0.92
Information Systems	1.00	5.00	4.00	3.79		1.02
Management	1.00	5.00	4.00	4.10		0.93
Human Resources	1.00	5.00	4.00	3.74		0.98

Q6 As a result of the MBA program, I have improved in the following business skills/competencies

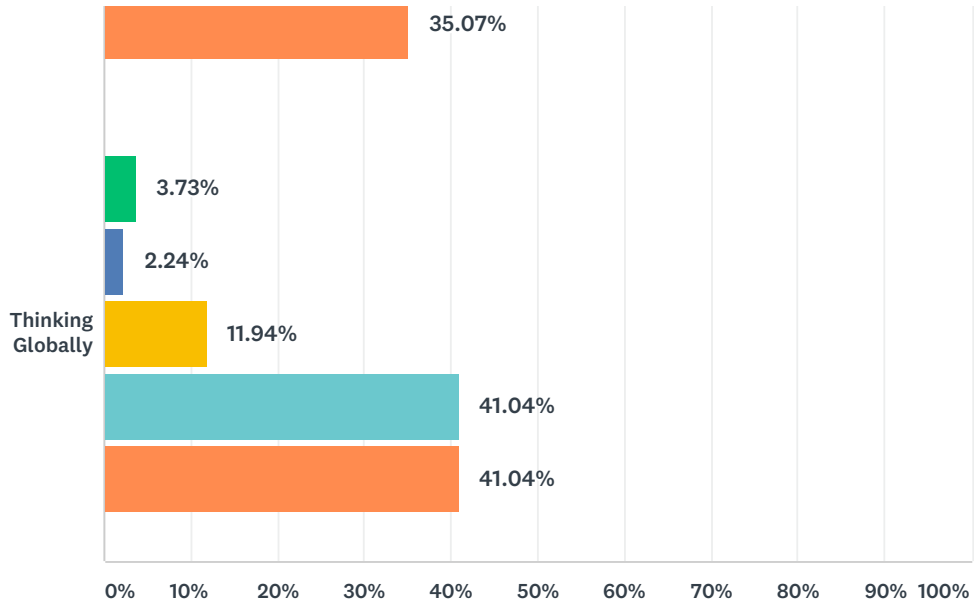
Answered: 134 Skipped: 6



2018 School of Business Graduate Survey



2018 School of Business Graduate Survey



■ Strongly Disagree
 ■ Disagree
 ■ Neutral
 ■ Agree
 ■ Strongly Agree

	STRONGLY DISAGREE (1)	DISAGREE (2)	NEUTRAL (3)	AGREE (4)	STRONGLY AGREE (5)	TOTAL
Complex Problem Solving	2.24% 3	2.99% 4	11.94% 16	52.99% 71	29.85% 40	134
Logical Reasoning	2.24% 3	0.75% 1	13.43% 18	50.75% 68	32.84% 44	134
Idea Generation	2.99% 4	4.48% 6	16.42% 22	46.27% 62	29.85% 40	134
Data Analysis	2.99% 4	3.73% 5	14.93% 20	44.78% 60	33.58% 45	134
Quantitative Modeling	4.48% 6	5.97% 8	20.90% 28	42.54% 57	26.12% 35	134
Team Collaboration	2.99% 4	1.49% 2	11.19% 15	39.55% 53	44.78% 60	134
Written and Oral Communication	2.99% 4	1.49% 2	12.69% 17	41.79% 56	41.04% 55	134
Ethical and Legal Decision- Making	2.99% 4	1.49% 2	11.19% 15	49.25% 66	35.07% 47	134
Thinking Globally	3.73% 5	2.24% 3	11.94% 16	41.04% 55	41.04% 55	134

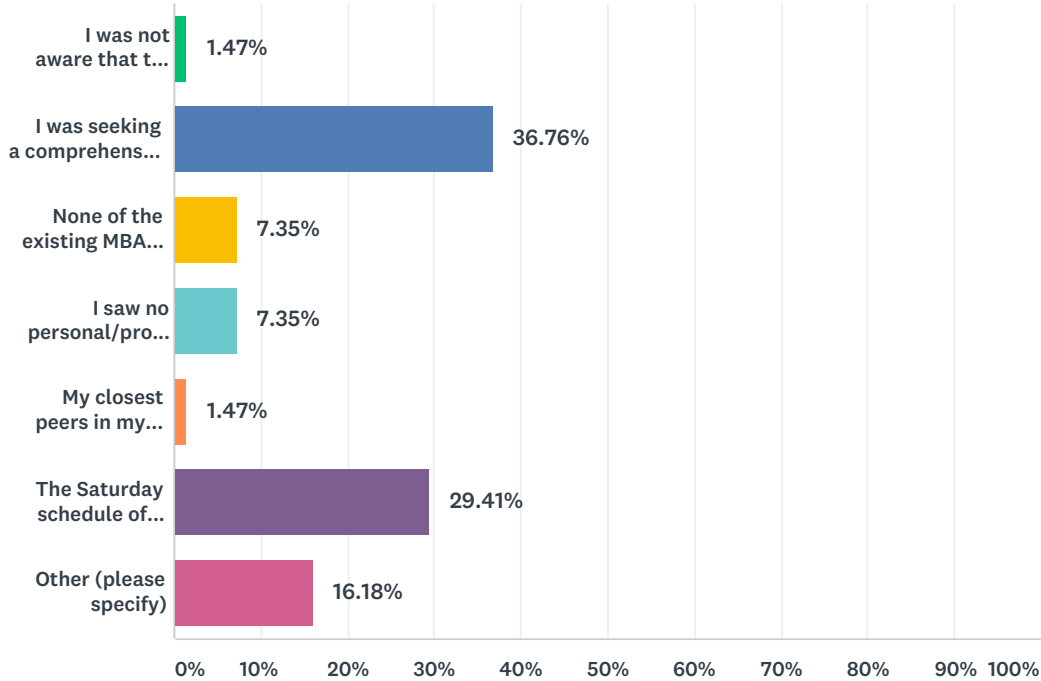
BASIC STATISTICS					
	MINIMUM	MAXIMUM	MEDIAN	MEAN	STANDARD DEVIATION
Complex Problem Solving	1.00	5.00	4.00	4.05	0.86
Logical Reasoning	1.00	5.00	4.00	4.11	0.83
Idea Generation	1.00	5.00	4.00	3.96	0.95

2018 School of Business Graduate Survey

Data Analysis	1.00	5.00	4.00	4.02	0.95
Quantitative Modeling	1.00	5.00	4.00	3.80	1.04
Team Collaboration	1.00	5.00	4.00	4.22	0.92
Written and Oral Communication	1.00	5.00	4.00	4.16	0.92
Ethical and Legal Decision-Making	1.00	5.00	4.00	4.12	0.88
Thinking Globally	1.00	5.00	4.00	4.13	0.97

Q7 What is the main reason you did not choose an emphasis?

Answered: 68 Skipped: 72



ANSWER CHOICES	RESPONSES	
I was not aware that the Redlands MBA offered emphases.	1.47%	1
I was seeking a comprehensive overview of business, rather than an in-depth knowledge in a particular area.	36.76%	25
None of the existing MBA emphases appealed to me.	7.35%	5
I saw no personal/professional value in pursuing an emphasis.	7.35%	5
My closest peers in my cohort did not choose an emphasis.	1.47%	1
The Saturday schedule of classes for the emphasis courses did not fit my personal/professional schedule.	29.41%	20
Other (please specify)	16.18%	11
TOTAL		68

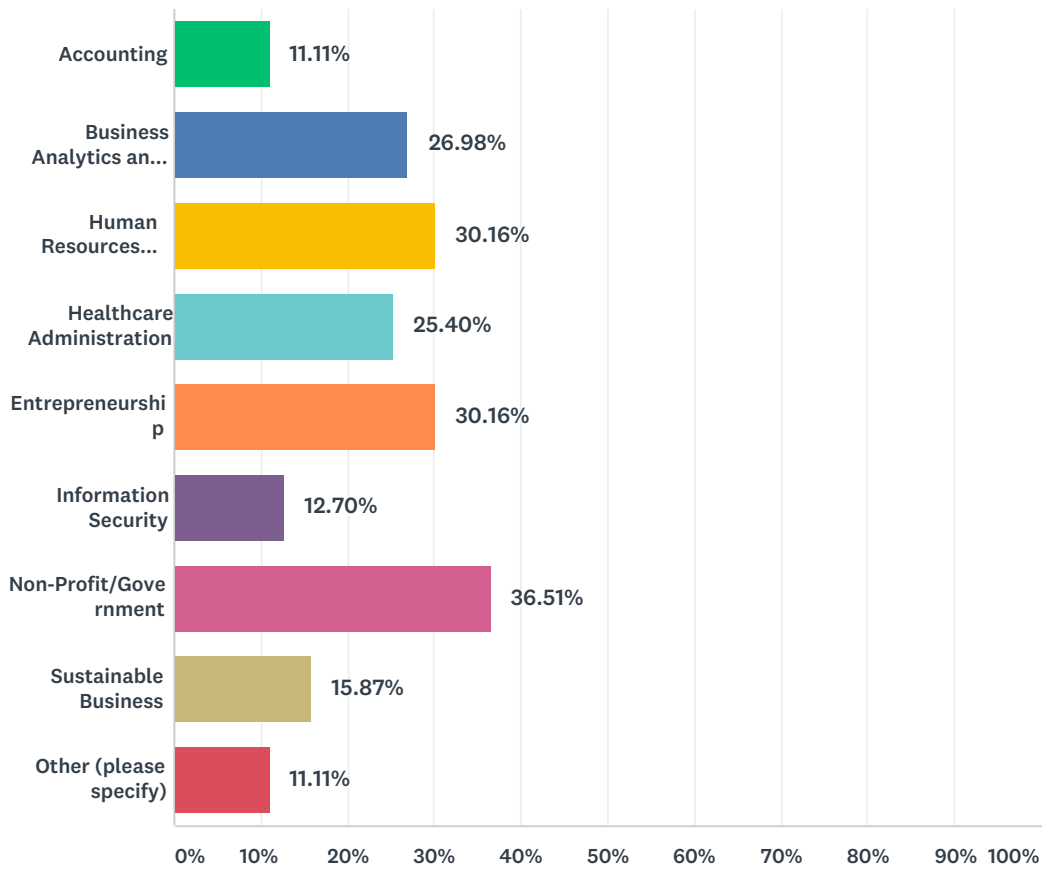
#	OTHER (PLEASE SPECIFY)	DATE
1	Did Information Systems emphasis; was discontinued while I was deployed but allowed to complete the emphasis as an independent study	4/26/2018 7:36 PM
2	The only one that appealed to me was Marketing and that was my emphasis in undergrad. I would have loved if Redlands offered an Entrepreneurship emphasis!!	4/23/2018 7:37 AM
3	Emphasis not appealing and not available on site at UTC	4/23/2018 7:17 AM
4	Choosing an emphasis would require commuting to different Redlands campus	4/18/2018 10:13 AM
5	Program ending time	4/16/2018 9:52 AM
6	I did not wish to drive to another campus, far from San Diego	4/9/2018 3:27 PM
7	I specifically wanted to take the HR class, which was not offered under any of the emphasis programs. I think everyone going into business should take the HR class.	4/9/2018 12:06 PM

2018 School of Business Graduate Survey

8	It is a combination of three of the above. I felt my choosing one of the current emphasis classes I would be missing out on some of the more crucial classes in the program and I wouldn't be as well rounded. Also none of the emphasis programs strongly appealed but happy to see Redlands added a healthcare with economics major to their curriculum. Third reason is that Saturday classes did not fit my personal schedule.	4/9/2018 8:44 AM
9	My undergrad emphasis was in HR Management. This is the field I am pursuing, and U of R did not have this emphasis.	4/9/2018 7:51 AM
10	I wanted emphasis in Healthcare Admin	4/9/2018 7:18 AM
11	The two courses in the finance emphasis I took were not good.	4/9/2018 7:06 AM

Q8 What additional emphases would have made the MBA more attractive to you? (Check all that apply.)

Answered: 63 Skipped: 77



ANSWER CHOICES	RESPONSES	
Accounting	11.11%	7
Business Analytics and Big Data Management	26.98%	17
Human Resources Management	30.16%	19
Healthcare Administration	25.40%	16
Entrepreneurship	30.16%	19
Information Security	12.70%	8
Non-Profit/Government	36.51%	23
Sustainable Business	15.87%	10
Other (please specify)	11.11%	7
Total Respondents: 63		

#	OTHER (PLEASE SPECIFY)	DATE
1	Organizational leadership	4/16/2018 1:07 PM

2018 School of Business Graduate Survey

2	Information technology	4/16/2018 1:05 PM
3	Unknown	4/16/2018 6:50 AM
4	Consulting; Org Behavior; Change Mgmt;	4/9/2018 3:56 PM
5	Project Management	4/9/2018 3:27 PM
6	Sport Management	4/9/2018 9:04 AM
7	Real estate	4/9/2018 5:21 AM

Q9 My skills have improved in the following areas as a result of my degree

Answered: 0 Skipped: 140

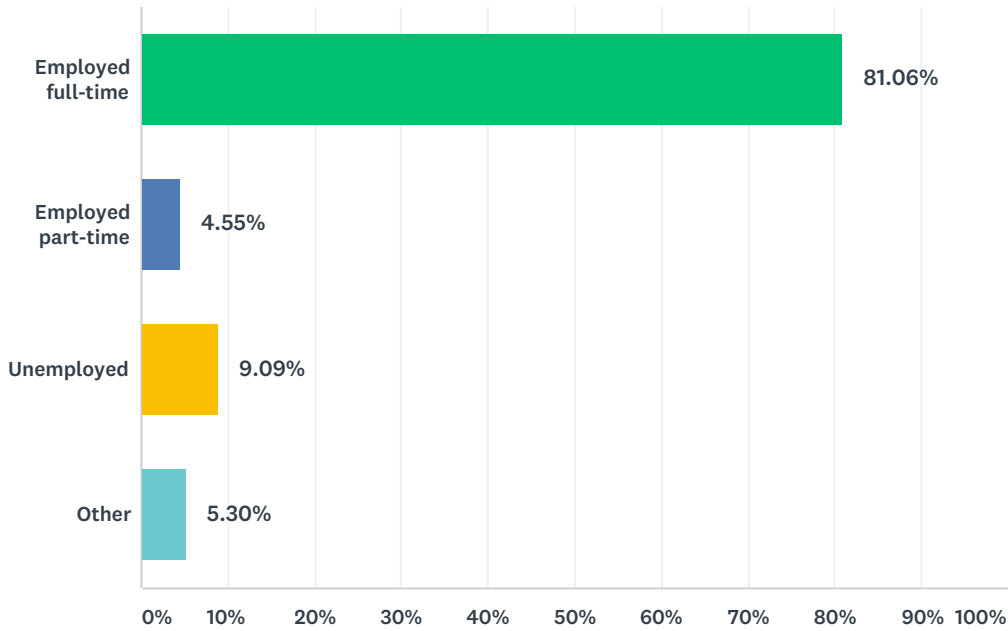
 No matching responses.

	STRONGLY DISAGREE (1)	DISAGREE (2)	NEUTRAL (3)	AGREE (4)	STRONGLY AGREE (5)	TOTAL
Team Collaboration	0.00% 0	0.00% 0	0.00% 0	0.00% 0	0.00% 0	0
Effective communication	0.00% 0	0.00% 0	0.00% 0	0.00% 0	0.00% 0	0
Problem solving	0.00% 0	0.00% 0	0.00% 0	0.00% 0	0.00% 0	0
Desire to learn continuously	0.00% 0	0.00% 0	0.00% 0	0.00% 0	0.00% 0	0
Think globally	0.00% 0	0.00% 0	0.00% 0	0.00% 0	0.00% 0	0
Ethical decision-making	0.00% 0	0.00% 0	0.00% 0	0.00% 0	0.00% 0	0

BASIC STATISTICS						
	MINIMUM	MAXIMUM	MEDIAN	MEAN	STANDARD DEVIATION	
Team Collaboration	0.00	0.00	0.00	0.00		0.00
Effective communication	0.00	0.00	0.00	0.00		0.00
Problem solving	0.00	0.00	0.00	0.00		0.00
Desire to learn continuously	0.00	0.00	0.00	0.00		0.00
Think globally	0.00	0.00	0.00	0.00		0.00
Ethical decision-making	0.00	0.00	0.00	0.00		0.00

Q10 Which one of the following best describes your primary employment status at this time (please check only one box)

Answered: 132 Skipped: 8

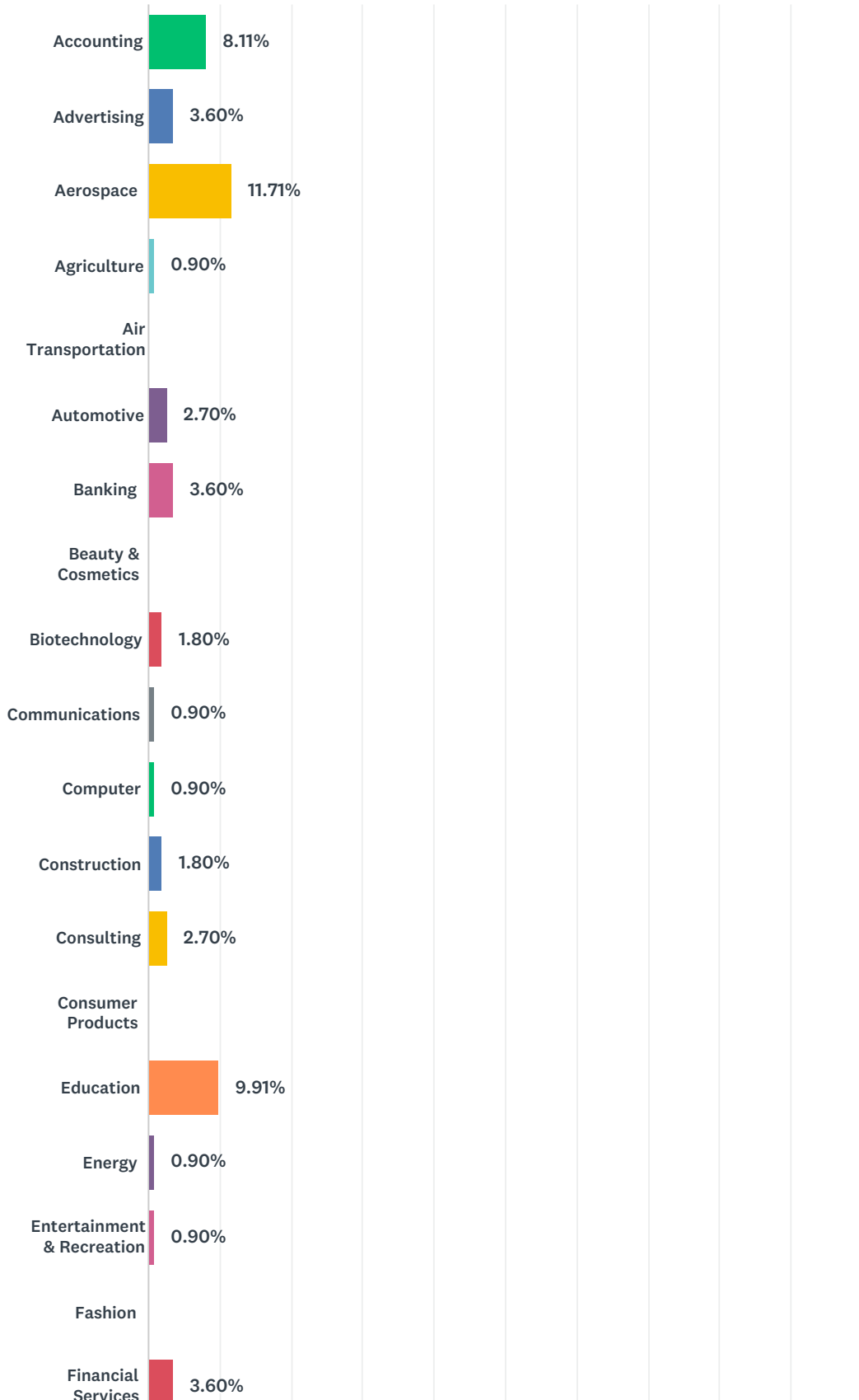


ANSWER CHOICES	RESPONSES	
Employed full-time	81.06%	107
Employed part-time	4.55%	6
Unemployed	9.09%	12
Other	5.30%	7
TOTAL		132

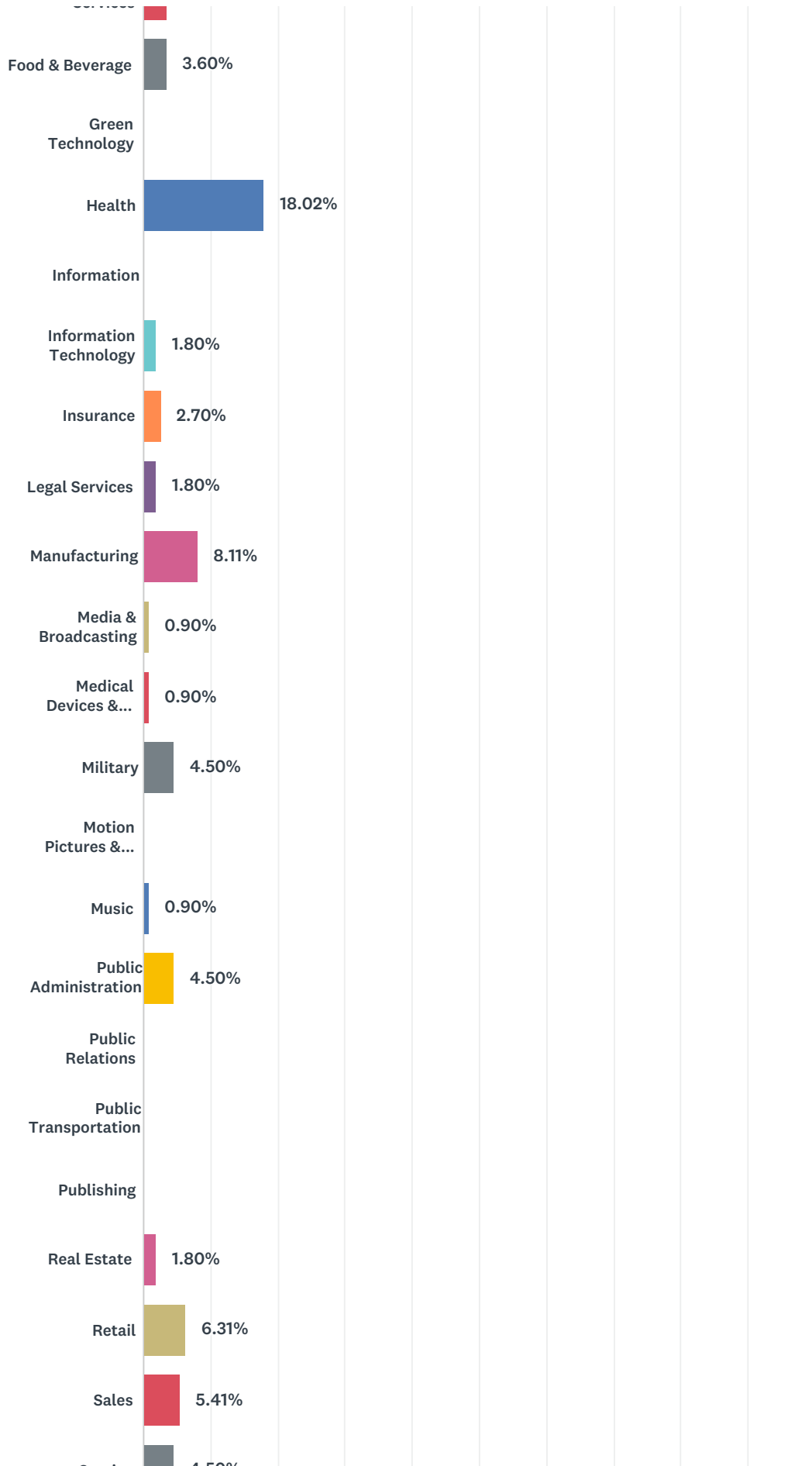
#	IF YOU SELECTED OTHER, PLEASE SPECIFY	DATE
1	Self employed	4/24/2018 6:53 AM
2	Full Employment on Un-Paid Leave	4/16/2018 9:53 AM
3	Self employed	4/16/2018 7:37 AM
4	Self	4/12/2018 5:41 AM
5	Military retired, seeking a new career	4/9/2018 7:16 AM

Q11 Which industry are you currently employed in (check all that apply)?

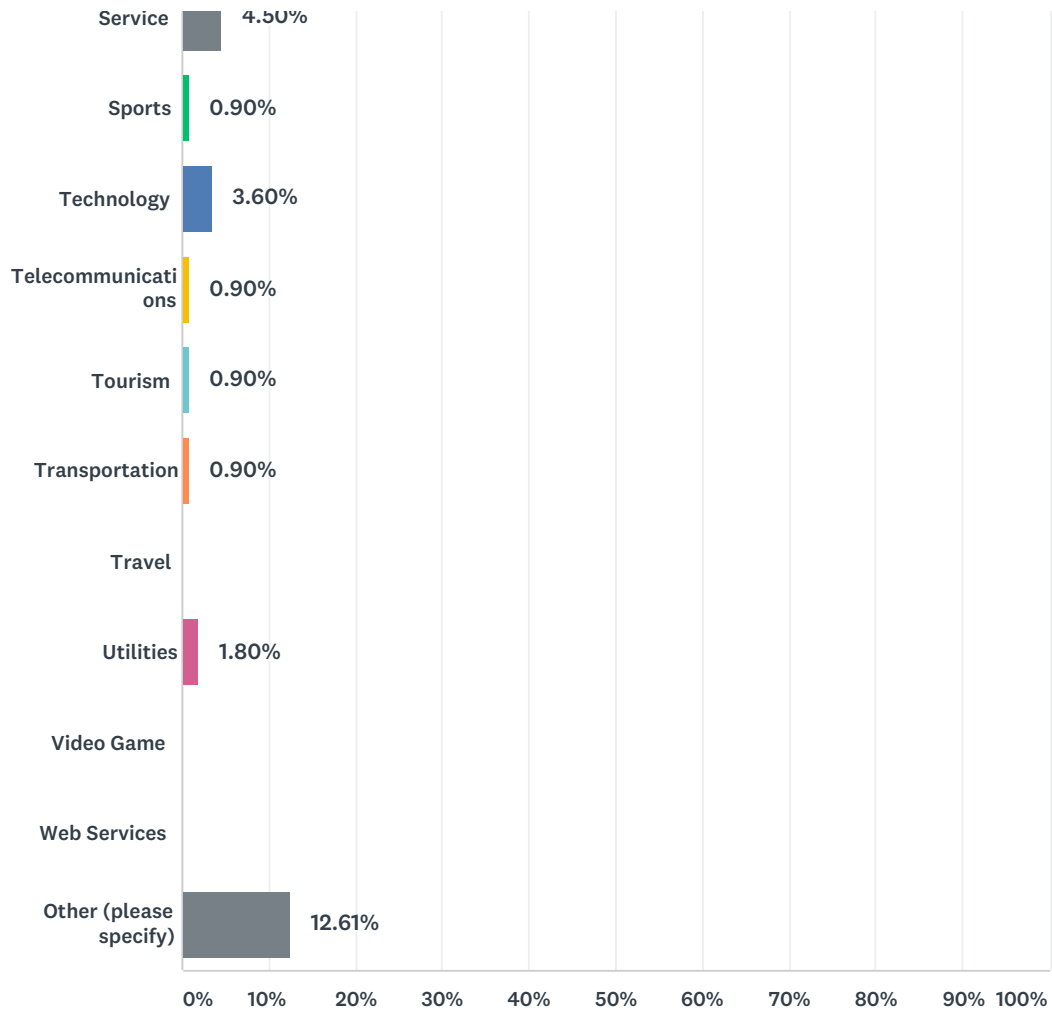
Answered: 111 Skipped: 29



2018 School of Business Graduate Survey



2018 School of Business Graduate Survey



ANSWER CHOICES	RESPONSES	
Accounting	8.11%	9
Advertising	3.60%	4
Aerospace	11.71%	13
Agriculture	0.90%	1
Air Transportation	0.00%	0
Automotive	2.70%	3
Banking	3.60%	4
Beauty & Cosmetics	0.00%	0
Biotechnology	1.80%	2
Communications	0.90%	1
Computer	0.90%	1
Construction	1.80%	2
Consulting	2.70%	3
Consumer Products	0.00%	0

2018 School of Business Graduate Survey

Education	9.91%	11
Energy	0.90%	1
Entertainment & Recreation	0.90%	1
Fashion	0.00%	0
Financial Services	3.60%	4
Food & Beverage	3.60%	4
Green Technology	0.00%	0
Health	18.02%	20
Information	0.00%	0
Information Technology	1.80%	2
Insurance	2.70%	3
Legal Services	1.80%	2
Manufacturing	8.11%	9
Media & Broadcasting	0.90%	1
Medical Devices & Supplies	0.90%	1
Military	4.50%	5
Motion Pictures & Video	0.00%	0
Music	0.90%	1
Public Administration	4.50%	5
Public Relations	0.00%	0
Public Transportation	0.00%	0
Publishing	0.00%	0
Real Estate	1.80%	2
Retail	6.31%	7
Sales	5.41%	6
Service	4.50%	5
Sports	0.90%	1
Technology	3.60%	4
Telecommunications	0.90%	1
Tourism	0.90%	1
Transportation	0.90%	1
Travel	0.00%	0
Utilities	1.80%	2
Video Game	0.00%	0

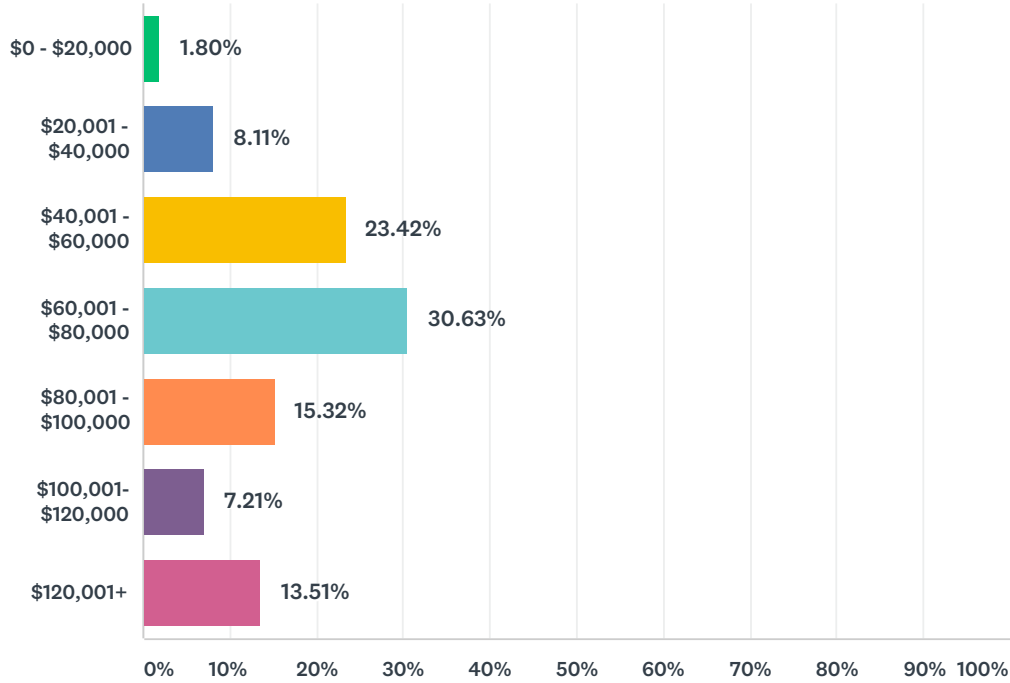
2018 School of Business Graduate Survey

Web Services	0.00%	0
Other (please specify)	12.61%	14
Total Respondents: 111		

#	OTHER (PLEASE SPECIFY)	DATE
1	Cyber Security	4/26/2018 7:37 PM
2	Federal Gov't in Human Resources	4/23/2018 5:20 PM
3	Threat Detection product	4/23/2018 8:58 AM
4	Philanthropy/Fundraising	4/23/2018 7:39 AM
5	Civil Service	4/18/2018 8:42 PM
6	Law enforcement	4/18/2018 7:10 PM
7	Not working	4/18/2018 10:33 AM
8	Engineering	4/16/2018 8:00 PM
9	Small Arms	4/10/2018 8:46 AM
10	Oil & Gas and Power Generation	4/9/2018 3:31 PM
11	Currently Unemployed.	4/9/2018 1:25 PM
12	Retired Military	4/9/2018 7:18 AM
13	Law Enforcement	4/9/2018 6:44 AM
14	Research and development	4/9/2018 5:15 AM

Q12 What is your current annual salary range?

Answered: 111 Skipped: 29



ANSWER CHOICES	RESPONSES	
\$0 - \$20,000	1.80%	2
\$20,001 - \$40,000	8.11%	9
\$40,001 - \$60,000	23.42%	26
\$60,001 - \$80,000	30.63%	34
\$80,001 - \$100,000	15.32%	17
\$100,001 - \$120,000	7.21%	8
\$120,001+	13.51%	15
TOTAL		111

Q13 What is the name of your current employer?

Answered: 111 Skipped: 29

#	RESPONSES	DATE
1	Leidos Cyber, Inc	4/26/2018 7:37 PM
2	EMWD	4/24/2018 10:35 AM
3	Self employed	4/24/2018 6:54 AM
4	MSgt Chandrash S. Malapaka, USMC	4/24/2018 6:09 AM
5	Dept of Veteran Affairs	4/24/2018 5:24 AM
6	Albertsons	4/23/2018 8:00 PM
7	Cedars Sinai medical care foundation	4/23/2018 7:53 PM
8	Maritz Consulting	4/23/2018 7:12 PM
9	VA Long Beach	4/23/2018 5:20 PM
10	UCLA Health	4/23/2018 4:59 PM
11	Vaayu Technology Solutions	4/23/2018 4:09 PM
12	Pomona Valley Hospital	4/23/2018 2:25 PM
13	Centene	4/23/2018 12:33 PM
14	Rapiscan Systems	4/23/2018 8:58 AM
15	PBS	4/23/2018 8:33 AM
16	JPL	4/23/2018 7:51 AM
17	Tech Data	4/23/2018 7:50 AM
18	Sedgwick	4/23/2018 7:45 AM
19	Loma Linda University Health	4/23/2018 7:39 AM
20	UTC	4/23/2018 7:18 AM
21	Kaiser Permanente	4/23/2018 6:54 AM
22	Stearns Lending	4/21/2018 6:30 AM
23	U.S Navy	4/20/2018 5:08 PM
24	JPL	4/20/2018 4:08 PM
25	AMERICAN EXPRESS	4/19/2018 8:30 PM
26	united technologies aerospace systems	4/19/2018 6:33 AM
27	San Bernardino County	4/18/2018 8:42 PM
28	San Bernardino County	4/18/2018 7:10 PM
29	Kaiser Permanente	4/18/2018 5:22 PM
30	Metropolitan Water District of Southern California	4/18/2018 3:04 PM
31	Loma Linda University Children's Hospital	4/18/2018 1:25 PM
32	Epic Management LP	4/18/2018 12:29 PM
33	Autozone Inc.	4/18/2018 12:23 PM
34	Demandforce	4/18/2018 12:06 PM
35	Other	4/18/2018 11:58 AM

2018 School of Business Graduate Survey

36	Esri	4/18/2018 11:19 AM
37	Northrop Grumman	4/18/2018 11:08 AM
38	N/a	4/18/2018 10:33 AM
39	Jet Propulsion Laboratory	4/18/2018 10:16 AM
40	UTC	4/18/2018 10:14 AM
41	University of Redlands	4/18/2018 10:14 AM
42	Alta Loma Enterprises	4/18/2018 10:08 AM
43	Northwest Pipeline Company	4/18/2018 10:02 AM
44	City of Anaheim	4/18/2018 10:02 AM
45	CBT	4/17/2018 10:29 PM
46	United Technologies Aerospace Systems	4/16/2018 9:10 PM
47	Partner	4/16/2018 8:00 PM
48	Veritage LLC dBA Blue Cross Shield of Arizona Advantage	4/16/2018 2:32 PM
49	City of redlands	4/16/2018 1:09 PM
50	King Fahad Specialist Hospital - Dammam	4/16/2018 9:55 AM
51	No	4/16/2018 9:36 AM
52	Hattar investments inc.	4/16/2018 9:27 AM
53	Zensun USA, Inc.	4/16/2018 9:09 AM
54	Target	4/16/2018 9:05 AM
55	City of San Bernardino	4/16/2018 8:42 AM
56	King's Jewelry and Loan	4/16/2018 8:25 AM
57	–	4/16/2018 7:51 AM
58	Medeon Maraon	4/16/2018 7:39 AM
59	JPL	4/16/2018 7:28 AM
60	Western Municipal Water District	4/16/2018 6:57 AM
61	United Technologies Corporation	4/16/2018 6:53 AM
62	Wells Fargo	4/16/2018 6:50 AM
63	Moreno Valley United School District	4/16/2018 6:08 AM
64	AT&T	4/16/2018 6:01 AM
65	SoCal Gas	4/16/2018 5:59 AM
66	American wrecking inc	4/15/2018 6:18 AM
67	East Los Angeles Doctors Hospital - Avanti	4/14/2018 7:09 PM
68	Stater Bros Markets	4/12/2018 8:33 PM
69	Action Sales	4/12/2018 4:17 PM
70	MobilityWorks	4/11/2018 1:56 PM
71	HiWi	4/10/2018 11:27 AM
72	Loma Linda University Health	4/10/2018 10:11 AM
73	Harrah's Resort Southern California	4/10/2018 9:26 AM
74	KRISS USA	4/10/2018 8:46 AM
75	UCR	4/10/2018 8:23 AM
76	SBCUSD	4/10/2018 8:23 AM

2018 School of Business Graduate Survey

77	Qualcomm	4/10/2018 3:11 AM
78	UTC	4/9/2018 10:16 PM
79	Loma Linda University and self employment	4/9/2018 8:07 PM
80	Solar Turbines Incorporated	4/9/2018 3:31 PM
81	Hangar 24 Craft Brewery	4/9/2018 3:25 PM
82	McCrometer	4/9/2018 2:51 PM
83	N/A, Unemployed	4/9/2018 1:25 PM
84	Aerotek	4/9/2018 12:58 PM
85	Val Verde USD	4/9/2018 12:39 PM
86	University of Redlands	4/9/2018 12:17 PM
87	Opus Bank	4/9/2018 12:06 PM
88	Target	4/9/2018 11:48 AM
89	JC Penney	4/9/2018 11:32 AM
90	Avanti Hospitals	4/9/2018 10:37 AM
91	First Command Financial Services	4/9/2018 9:54 AM
92	Mt. San Jacinto College	4/9/2018 9:06 AM
93	Batta Law	4/9/2018 8:48 AM
94	UC Riverside	4/9/2018 8:30 AM
95	United Technologies Corporation, Aerostructures (Soon to be Collins Aerospace)	4/9/2018 8:11 AM
96	University of Redlands	4/9/2018 8:07 AM
97	City of Redlands	4/9/2018 7:53 AM
98	CSL Behring	4/9/2018 7:38 AM
99	UTC Aerospace	4/9/2018 7:27 AM
100	South Coast Community Services	4/9/2018 7:21 AM
101	USMC; Retired	4/9/2018 7:18 AM
102	Loma Linda University	4/9/2018 7:07 AM
103	Colton Joint unified School District	4/9/2018 7:05 AM
104	Riverside County District Attorney's Office	4/9/2018 6:44 AM
105	Inland Empire Health Plan	4/9/2018 6:24 AM
106	Kaiser Permanente	4/9/2018 6:22 AM
107	KB Home	4/9/2018 6:13 AM
108	IEHP	4/9/2018 6:09 AM
109	AIDS Healthcare Foundation	4/9/2018 6:07 AM
110	BankUnited	4/9/2018 5:22 AM
111	Jpl	4/9/2018 5:15 AM

Q14 What is your current title?

Answered: 103 Skipped: 37

#	RESPONSES	DATE
1	Jr. Intrusion Detection Analyst	4/26/2018 7:37 PM
2	Owner	4/24/2018 6:54 AM
3	Assistant Division Career Planner	4/24/2018 6:09 AM
4	HR Specialist	4/24/2018 5:24 AM
5	Operations Specialist	4/23/2018 8:00 PM
6	Pharmacy and UM support specialist	4/23/2018 7:53 PM
7	Consultant	4/23/2018 7:12 PM
8	Education Specialist	4/23/2018 5:20 PM
9	Admin Supervisor	4/23/2018 4:59 PM
10	Vice President / Co-Founder	4/23/2018 4:09 PM
11	Respiratory therapist	4/23/2018 2:25 PM
12	Marketing Manager	4/23/2018 12:33 PM
13	Sr. Logistics Analyst	4/23/2018 8:58 AM
14	Fundraising Producer / Editor	4/23/2018 8:33 AM
15	Porperty administrator	4/23/2018 7:51 AM
16	Area Manager	4/23/2018 7:50 AM
17	Supervisor	4/23/2018 7:45 AM
18	Development Officer	4/23/2018 7:39 AM
19	Technical Program Manager	4/23/2018 7:18 AM
20	Project Manager II	4/23/2018 6:54 AM
21	Sr licensing specialist	4/21/2018 6:30 AM
22	Engineering Department Head	4/20/2018 5:08 PM
23	Resource Analyst	4/20/2018 4:08 PM
24	engineering manager	4/19/2018 6:33 AM
25	Eligibility Worker II	4/18/2018 8:42 PM
26	Process Improvement	4/18/2018 5:22 PM
27	Administrative Analyst	4/18/2018 3:04 PM
28	Encounter Analyst	4/18/2018 12:29 PM
29	Commercial Specialist	4/18/2018 12:23 PM
30	Customer Success Manager	4/18/2018 12:06 PM
31	Manager of System Engineering	4/18/2018 11:08 AM
32	N/a	4/18/2018 10:33 AM
33	Accountant	4/18/2018 10:16 AM
34	Sr ITC Specialist	4/18/2018 10:14 AM
35	Coordinator	4/18/2018 10:08 AM

2018 School of Business Graduate Survey

36	Senior Project Manager	4/18/2018 10:02 AM
37	Utilities Analyst	4/18/2018 10:02 AM
38	Manager - Pricing, Systems & Reporting	4/16/2018 9:10 PM
39	HR Specialist	4/16/2018 8:00 PM
40	Sr. Manager	4/16/2018 2:32 PM
41	Senior project manager	4/16/2018 1:09 PM
42	Diagnosis Coder	4/16/2018 9:55 AM
43	No	4/16/2018 9:36 AM
44	Manger	4/16/2018 9:27 AM
45	Financial Analyst	4/16/2018 9:09 AM
46	Store Team Lead	4/16/2018 9:05 AM
47	Administrative Analyst	4/16/2018 8:42 AM
48	Controller/CFO	4/16/2018 8:25 AM
49	–	4/16/2018 7:51 AM
50	Manager	4/16/2018 7:39 AM
51	Accountant	4/16/2018 7:28 AM
52	Operations Technician III	4/16/2018 6:57 AM
53	Senior Engineering Technician	4/16/2018 6:53 AM
54	Personal banker	4/16/2018 6:50 AM
55	Purchasing Technician	4/16/2018 6:08 AM
56	Retail Sales Manager	4/16/2018 6:01 AM
57	Staff Accountant 1	4/16/2018 5:59 AM
58	Estimator project manager	4/15/2018 6:18 AM
59	Director of Nursing	4/14/2018 7:09 PM
60	Key Carrier	4/12/2018 8:33 PM
61	Assistance Surpervisor	4/12/2018 4:17 PM
62	Regional Marketing Coordinator	4/11/2018 1:56 PM
63	Operations Manager	4/10/2018 11:27 AM
64	Recruiters	4/10/2018 10:11 AM
65	Manager, Planning and Analysis	4/10/2018 9:26 AM
66	Sales Manager - US Retail Sales	4/10/2018 8:46 AM
67	Associate Director of Development	4/10/2018 8:23 AM
68	Account Analyst	4/10/2018 8:23 AM
69	Supervisor, Operations	4/10/2018 3:11 AM
70	Asset Administrator	4/9/2018 10:16 PM
71	Accountant	4/9/2018 8:07 PM
72	Manufacturing Engineer	4/9/2018 3:31 PM
73	Senior Business Analyst/Purchasing Manager	4/9/2018 3:25 PM
74	Operations Director	4/9/2018 2:51 PM
75	N/A, Unemployed	4/9/2018 1:25 PM
76	Manager	4/9/2018 12:58 PM

2018 School of Business Graduate Survey

77	Accountant	4/9/2018 12:39 PM
78	Project Specialist	4/9/2018 12:17 PM
79	VP, Strategies & Growth	4/9/2018 12:06 PM
80	Senior Recruiter	4/9/2018 11:48 AM
81	Manager	4/9/2018 11:32 AM
82	Director of Business Development	4/9/2018 10:37 AM
83	Financial Advisor Trainee	4/9/2018 9:54 AM
84	Outreach Specialist	4/9/2018 9:06 AM
85	Consultant	4/9/2018 8:48 AM
86	Financial Services Analyst	4/9/2018 8:30 AM
87	Manager	4/9/2018 8:11 AM
88	Application Production Manager	4/9/2018 8:07 AM
89	Human Resources Technician	4/9/2018 7:53 AM
90	Director, Clinical Project Management	4/9/2018 7:38 AM
91	Purchase Order Administrator	4/9/2018 7:27 AM
92	Compliance Officer	4/9/2018 7:21 AM
93	Seeking employment	4/9/2018 7:18 AM
94	Administrative Assistant	4/9/2018 7:07 AM
95	Attendance Assistant	4/9/2018 7:05 AM
96	Sr DA investigator	4/9/2018 6:44 AM
97	Business Analyst I	4/9/2018 6:24 AM
98	Area Operations Administrator	4/9/2018 6:22 AM
99	Senior Director	4/9/2018 6:13 AM
100	Behavioral Health Specialist	4/9/2018 6:09 AM
101	Network Engineer II	4/9/2018 6:07 AM
102	Vice President	4/9/2018 5:22 AM
103	Material control administrator	4/9/2018 5:15 AM

Q15 What is your employer's current email address?

Answered: 82 Skipped: 58

#	RESPONSES	DATE
1	Menvyinc@gmail.com	4/24/2018 6:54 AM
2	chandrash.malapaka@usmc.mil	4/24/2018 6:09 AM
3	Phillip.vega@cshs.org	4/23/2018 7:53 PM
4	james.marron@va.gov	4/23/2018 5:20 PM
5	jsenaratna@vaayuts.com	4/23/2018 4:09 PM
6	Unknown@yahoo.com	4/23/2018 2:25 PM
7	info@jpl.nasa.gov	4/23/2018 7:51 AM
8	gabriel.x.cisneros@kp.org	4/23/2018 6:54 AM
9	Jayka21p@hotmail.com	4/21/2018 6:30 AM
10	carlos.lolin@socom.mil	4/20/2018 5:08 PM
11	gustavo.mendoza@hss.sbcounty.gov	4/18/2018 8:42 PM
12	steven.r.vides@kp.org	4/18/2018 5:22 PM
13	Autozone@autozone.com	4/18/2018 12:23 PM
14	Greg.barber@ngc.com	4/18/2018 11:08 AM
15	evan.vongvay@utas.utc.com	4/18/2018 10:14 AM
16	jzarate@anaheim.net	4/18/2018 10:02 AM
17	john.vicente@utas.utc.com	4/16/2018 9:10 PM
18	Donotreply@aol.com	4/16/2018 8:00 PM
19	Reynamelendrez.vrl@gmail.com	4/16/2018 2:32 PM
20	Tswope@cittofredlands.org	4/16/2018 1:09 PM
21	Contact@kfsh.med.sa	4/16/2018 9:55 AM
22	No@no.com	4/16/2018 9:36 AM
23	Adeeb_a@hotmail.com	4/16/2018 9:27 AM
24	menglei.ma@zensunusa.com	4/16/2018 9:09 AM
25	Brian.Higgins2@target.com	4/16/2018 9:05 AM
26	burguan_sh@sbcity.org	4/16/2018 8:42 AM
27	kevin@kingspawn.com	4/16/2018 8:25 AM
28	A@A.com	4/16/2018 7:51 AM
29	licensedtojam@gmail.com	4/16/2018 7:39 AM
30	na@jpl.nasa.gov	4/16/2018 7:28 AM
31	nbarnes@wmwd.com	4/16/2018 6:57 AM
32	oswaldo.herrera@utas.utc.com	4/16/2018 6:53 AM
33	Rafael.a.fuentesjr@wellsfargo.com	4/16/2018 6:50 AM
34	Bwilliams1@mvusd.net	4/16/2018 6:08 AM
35	jd100b@att.com	4/16/2018 6:01 AM

2018 School of Business Graduate Survey

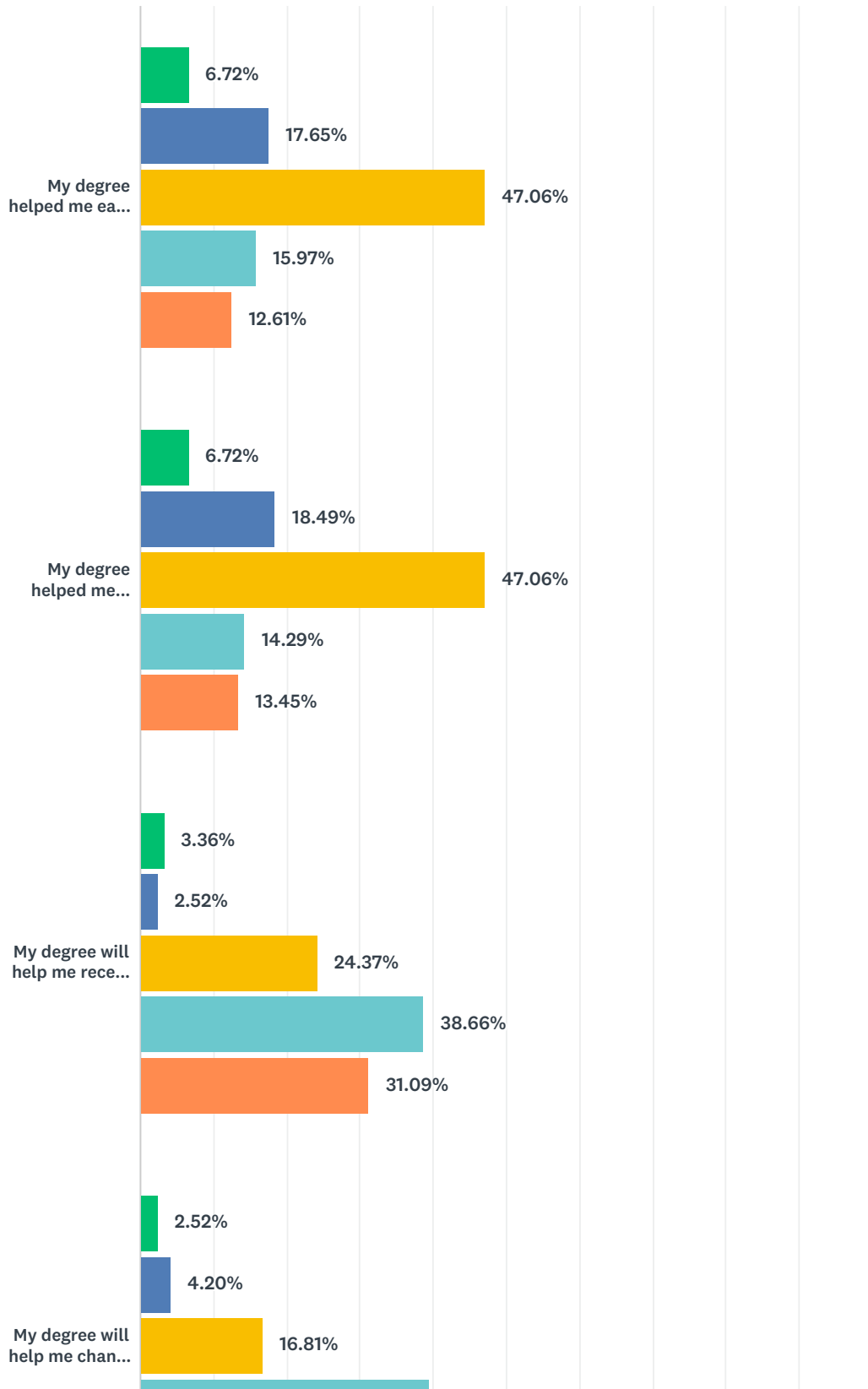
36	RRamirez17@semprautilities.com	4/16/2018 5:59 AM
37	Britney@americanwreckinginc.com	4/15/2018 6:18 AM
38	kmdiaz@avantihospitals.com	4/14/2018 7:09 PM
39	sb@staterbros.com	4/12/2018 8:33 PM
40	chungta.han@actionsales.com	4/12/2018 4:17 PM
41	molly.ellis@mobilityworks.com	4/11/2018 1:56 PM
42	info@hiwifusion.com	4/10/2018 11:27 AM
43	Bbaroi@llu.edu	4/10/2018 10:11 AM
44	nocompanyemail@email.com	4/10/2018 9:26 AM
45	sales@kriss-usa.com	4/10/2018 8:46 AM
46	advancement@ucr.edu	4/10/2018 8:23 AM
47	carol.walker@sbcusd.com	4/10/2018 8:23 AM
48	gabrielc@qti.qualcomm.com	4/10/2018 3:11 AM
49	Why@why.com	4/9/2018 10:16 PM
50	jtrivera@llu.edu	4/9/2018 8:07 PM
51	akemann_matthew@solarturbines.com	4/9/2018 3:31 PM
52	cs@hangar24brewry.com	4/9/2018 3:25 PM
53	frankb@mccrometer.com	4/9/2018 2:51 PM
54	unemployed@unemployed.na	4/9/2018 1:25 PM
55	jluu@aerotek.com	4/9/2018 12:58 PM
56	snicholas@valverde.edu	4/9/2018 12:39 PM
57	marianna_mielewczyk@redlands.edu	4/9/2018 12:17 PM
58	jhcarter@opusbank.com	4/9/2018 12:06 PM
59	Amanda.flood@target.com	4/9/2018 11:48 AM
60	Jcpenney@jcpenny.com	4/9/2018 11:32 AM
61	Rgiles@avantihospitals.com	4/9/2018 10:37 AM
62	mcsolanovillada@firstcommand.com	4/9/2018 9:54 AM
63	johernandez@msjc.edu	4/9/2018 9:06 AM
64	nataliebatta@gmail.com	4/9/2018 8:48 AM
65	angela.duran@ucr.edu	4/9/2018 8:30 AM
66	richard.pekarske@utas.utas.edu	4/9/2018 8:11 AM
67	schoolofbusiness@redlands.edu	4/9/2018 8:07 AM
68	mvizcarra@cityofredlands.org	4/9/2018 7:53 AM
69	mollie.barrett@csbehrling.com	4/9/2018 7:38 AM
70	Christina.lanners@utas.utas.edu	4/9/2018 7:27 AM
71	Mwhite@southcoastcs.org	4/9/2018 7:21 AM
72	kelly.b.norman@gmail.com	4/9/2018 7:18 AM
73	azecher@llu.edu	4/9/2018 7:07 AM
74	giovanna_deleon@cjustd.net	4/9/2018 7:05 AM
75	liamdoyle@rivcoda.org	4/9/2018 6:44 AM
76	grana-c@iehpa.org	4/9/2018 6:24 AM

2018 School of Business Graduate Survey

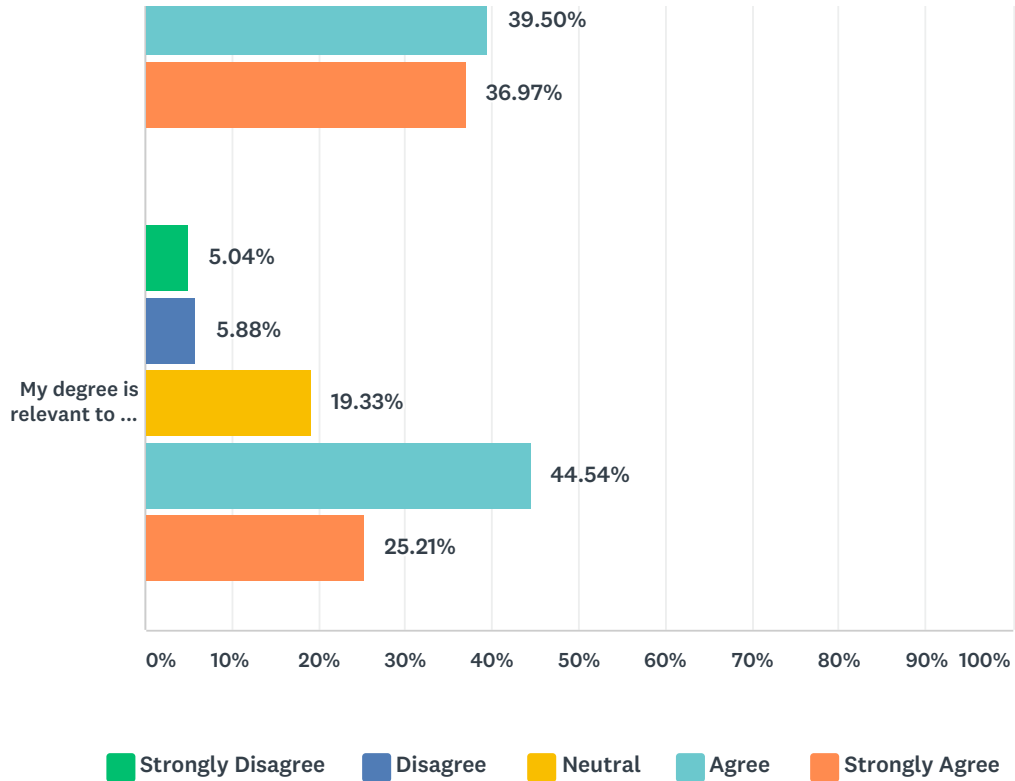
77	Mario.a.herrera@kp.org	4/9/2018 6:22 AM
78	emontano@kbhome.com	4/9/2018 6:13 AM
79	Unavailable@na.com	4/9/2018 6:09 AM
80	Wessam.hallak@aidshealth.org	4/9/2018 6:07 AM
81	Jjohnson@bankunited.com	4/9/2018 5:22 AM
82	Ruzanna.yeranosyan@jpl.nasa.gov	4/9/2018 5:15 AM

Q16 Please indicate your extent of agreement with the following statements

Answered: 119 Skipped: 21



2018 School of Business Graduate Survey

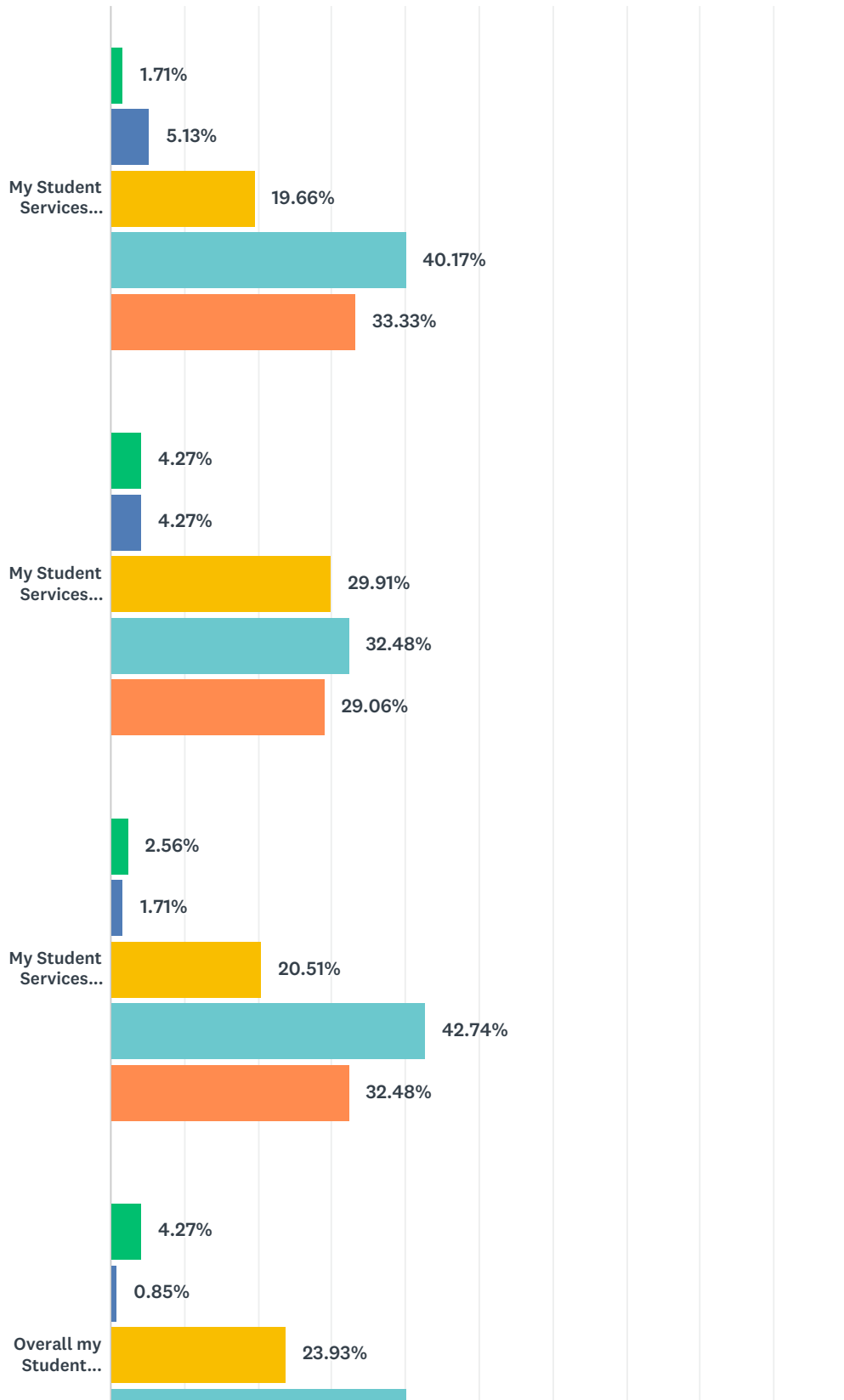


	STRONGLY DISAGREE (1)	DISAGREE (2)	NEUTRAL (3)	AGREE (4)	STRONGLY AGREE (5)	TOTAL
My degree helped me earn a promotion	6.72% 8	17.65% 21	47.06% 56	15.97% 19	12.61% 15	119
My degree helped me change jobs	6.72% 8	18.49% 22	47.06% 56	14.29% 17	13.45% 16	119
My degree will help me receive a promotion within the next 5 years	3.36% 4	2.52% 3	24.37% 29	38.66% 46	31.09% 37	119
My degree will help me change jobs within the next 5 years	2.52% 3	4.20% 5	16.81% 20	39.50% 47	36.97% 44	119
My degree is relevant to my current job	5.04% 6	5.88% 7	19.33% 23	44.54% 53	25.21% 30	119

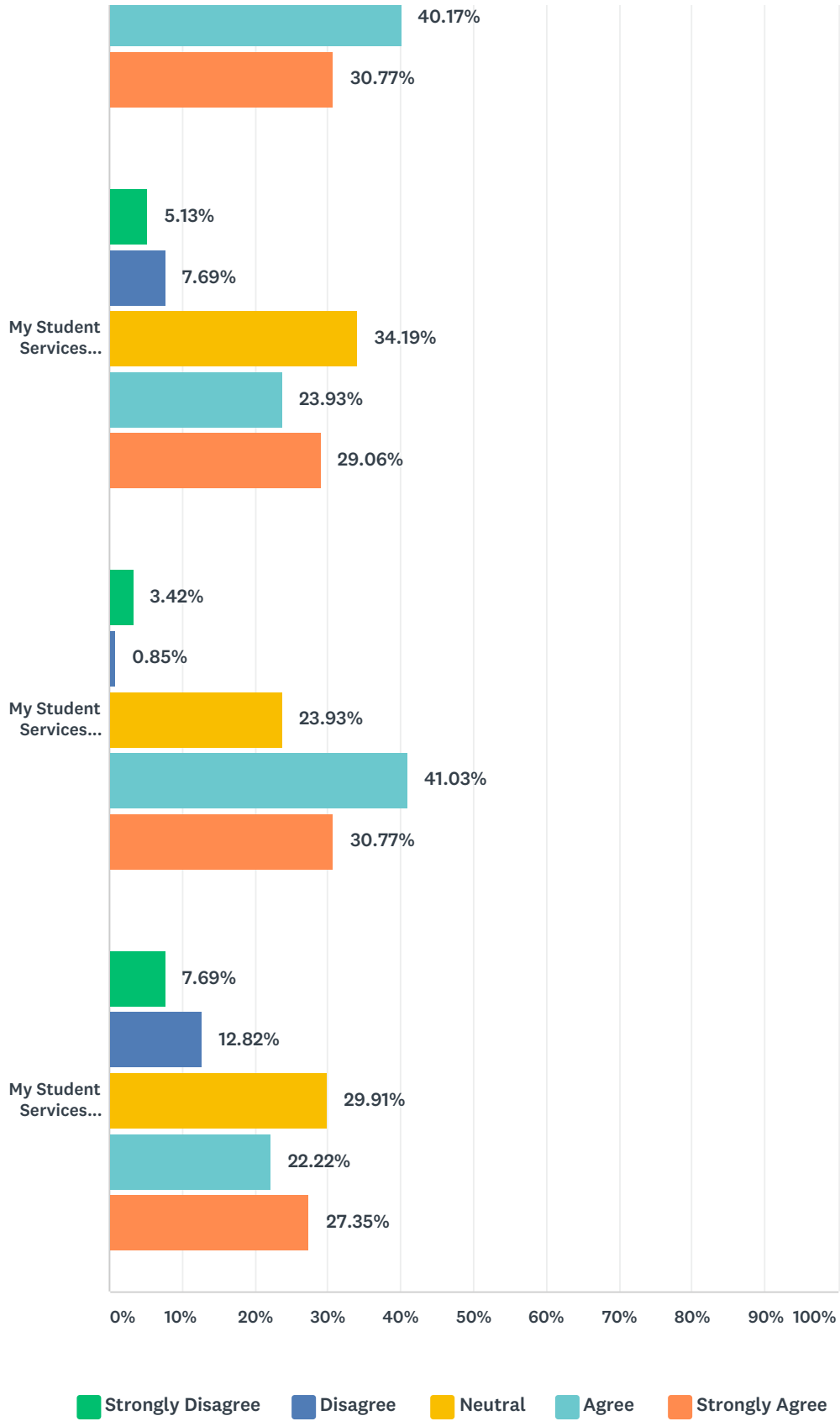
BASIC STATISTICS						
	MINIMUM	MAXIMUM	MEDIAN	MEAN	STANDARD DEVIATION	
My degree helped me earn a promotion	1.00	5.00	3.00	3.10		1.05
My degree helped me change jobs	1.00	5.00	3.00	3.09		1.06
My degree will help me receive a promotion within the next 5 years	1.00	5.00	4.00	3.92		0.98
My degree will help me change jobs within the next 5 years	1.00	5.00	4.00	4.04		0.96
My degree is relevant to my current job	1.00	5.00	4.00	3.79		1.04

Q17 Please indicate your extent of agreement with the following statements

Answered: 117 Skipped: 23



2018 School of Business Graduate Survey



	STRONGLY DISAGREE (1)	DISAGREE (2)	NEUTRAL (3)	AGREE (4)	STRONGLY AGREE (5)	TOTAL
My Student Services Manager was responsive	1.71%	5.13%	19.66%	40.17%	33.33%	117
	2	6	23	47	39	

2018 School of Business Graduate Survey

My Student Services Manager provided effective academic advising	4.27% 5	4.27% 5	29.91% 35	32.48% 38	29.06% 34	117
My Student Services Manager maintained a professional relationship	2.56% 3	1.71% 2	20.51% 24	42.74% 50	32.48% 38	117
Overall my Student Services Manager was supportive of me during the program	4.27% 5	0.85% 1	23.93% 28	40.17% 47	30.77% 36	117
My Student Services Manager provided me with personalized advising	5.13% 6	7.69% 9	34.19% 40	23.93% 28	29.06% 34	117
My Student Services Manager was knowledgeable and available to answer my questions	3.42% 4	0.85% 1	23.93% 28	41.03% 48	30.77% 36	117
My Student Services Manager was instrumental in helping me complete my degree	7.69% 9	12.82% 15	29.91% 35	22.22% 26	27.35% 32	117

BASIC STATISTICS

	MINIMUM	MAXIMUM	MEDIAN	MEAN	STANDARD DEVIATION
My Student Services Manager was responsive	1.00	5.00	4.00	3.98	0.94
My Student Services Manager provided effective academic advising	1.00	5.00	4.00	3.78	1.05
My Student Services Manager maintained a professional relationship	1.00	5.00	4.00	4.01	0.91
Overall my Student Services Manager was supportive of me during the program	1.00	5.00	4.00	3.92	0.98
My Student Services Manager provided me with personalized advising	1.00	5.00	4.00	3.64	1.13
My Student Services Manager was knowledgeable and available to answer my questions	1.00	5.00	4.00	3.95	0.94
My Student Services Manager was instrumental in helping me complete my degree	1.00	5.00	3.00	3.49	1.23

Q18 Please tell us one or two things the School of Business could do to enhance our academic advising services.

Answered: 56 Skipped: 84

#	RESPONSES	DATE
1	N/A	4/26/2018 7:39 PM
2	I did not have any contact with my academic adviser.	4/24/2018 6:11 AM
3	None	4/24/2018 5:25 AM
4	Personally reach out to students to see how they are doing	4/23/2018 8:04 PM
5	1. Better Industry networking for MBAs students 2. Create a Linked-in or another Network group limited to Redland's MBA Alums	4/23/2018 4:12 PM
6	Providing job search tips to students especially those who want to switch careers like myself	4/23/2018 2:28 PM
7	Be more proactive and check in periodically.	4/23/2018 12:35 PM
8	Continue having good Professors	4/23/2018 9:13 AM
9	I honestly don't even know who my academic adviser was? The only person that I heard from consistently was Christine Taitano	4/23/2018 7:44 AM
10	More face to face opportunities	4/23/2018 6:55 AM
11	None at the moment	4/20/2018 5:10 PM
12	Proactively engage with students	4/19/2018 7:40 AM
13	Quarterly check-ups, constant communication and feedback	4/18/2018 8:46 PM
14	n/a	4/18/2018 5:23 PM
15	More regular check-ins	4/18/2018 3:05 PM
16	Having more regular conversations with my Student Manager.	4/18/2018 1:26 PM
17	Reach out to students	4/18/2018 12:26 PM
18	Be more proactive with the students success.	4/18/2018 12:08 PM
19	Should make the program more engaging, perhaps less emphasis on writing papers	4/18/2018 10:16 AM
20	improve the on-line registration system	4/18/2018 10:15 AM
21	Didnt really need my student services manager. But also at the same time she wasnt hardly at campus for us to ask questions in person.	4/18/2018 10:13 AM
22	I never used them.	4/18/2018 10:03 AM
23	Library-online library	4/17/2018 10:32 PM
24	I never used the academic advising services	4/17/2018 12:37 PM
25	Provide course descriptions for the emphasis'. There was a stock course in the finance emphasis that I really would have liked to take	4/16/2018 1:12 PM
26	Costs and teachers labeled	4/16/2018 9:37 AM
27	Actually advise, I never spoke to my manager.	4/16/2018 7:52 AM
28	We are a cohort group, we are not aware of other academic opportunities within our degree. Or some of those opportunities are focused to the main campus at Redlands.	4/16/2018 6:58 AM
29	The team is a great team	4/16/2018 6:20 AM
30	Schedule an appointment before the program starts and more frequent check ins	4/16/2018 6:03 AM

2018 School of Business Graduate Survey

31	I was confused as to who my adviser was most of the time, but when I did finally figure it out they were helpful	4/14/2018 7:11 PM
32	Accountability. I missed out on valuable opportunities because of lack of communication. Also advisors changed during my program and I was not notified.	4/12/2018 6:43 PM
33	More flexible class schedule	4/12/2018 4:18 PM
34	More academic involvement	4/11/2018 1:57 PM
35	Visit classroom	4/10/2018 10:13 AM
36	I didn't use academic advising services.	4/10/2018 9:26 AM
37	The Academic Advisers had little communication with me. Classes were pre-assigned and required interaction was minimal.	4/10/2018 8:51 AM
38	Make them available at regional campuses when we are there. They schedule times to visit while we are working, we are professional students so going to campus at 2pm is not possible.	4/10/2018 8:25 AM
39	Make sure the Advisors are knowledgeable and willing to assist the students	4/9/2018 8:11 PM
40	Individual meetings with students to assess goals and best strategy. I had no emphasis, but I assume there were course offerings that may have interested me more and also satisfied the requirements..	4/9/2018 3:59 PM
41	Give Amy Owens more money, and don't let Bob Arganbright retire.	4/9/2018 3:35 PM
42	My student advisor was horrible and left the campus. My new advsior was ok but I was too far along in the program to work with him.	4/9/2018 3:28 PM
43	Increase the number of professors that have working knowledge of their profession. Preferably someone working in the profession.	4/9/2018 2:54 PM
44	Offer more information on Certificates pertaining to our education path to enhance our overall graduation value/professional worth for employers.	4/9/2018 1:39 PM
45	N/A	4/9/2018 12:59 PM
46	Check with the students half way through program	4/9/2018 12:41 PM
47	Publicize the services you offer. I had no idea "advising" was available - I only reached out when I had administrative issues.	4/9/2018 12:08 PM
48	I have never had a meeting with my advisor in person	4/9/2018 11:52 AM
49	Make sure your student services managers know what they are doing	4/9/2018 11:34 AM
50	n/a	4/9/2018 9:08 AM
51	Provide the opportunity for the 12months MBA to choose an emphasis	4/9/2018 8:24 AM
52	Well, perhaps it is just me, but i dont know who my student services manager is, never really had any type of academic counseling. Most questions were simple about our systems, which were answered quickly and accurately. With this type of program I didnt have a need for continued guidance and advice.	4/9/2018 7:41 AM
53	Student Advisor could schedule visits to the campus once a month.	4/9/2018 7:29 AM
54	To be a little bit more specific in the options for Capstone.	4/9/2018 7:22 AM
55	Better course work and instructors	4/9/2018 6:47 AM
56	NA	4/9/2018 6:25 AM

Q19 What was the most beneficial aspect of your academic advising experience?

Answered: 51 Skipped: 89

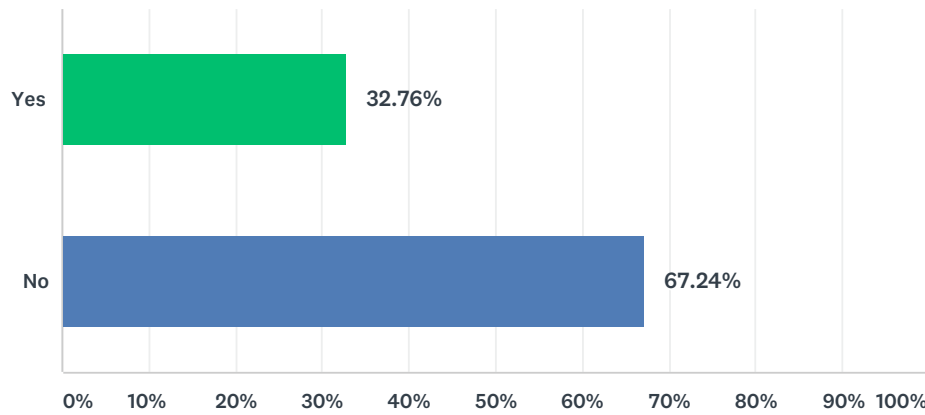
#	RESPONSES	DATE
1	Scheduling an appointment to fit my specific needs and develop plans of actions for me to complete	4/26/2018 7:39 PM
2	n/a	4/24/2018 6:11 AM
3	Scheduling	4/24/2018 5:25 AM
4	Not sure	4/23/2018 8:04 PM
5	My Student Services Manager, Autumn made sure I could finish the degree in 18 months	4/23/2018 4:12 PM
6	N/A	4/23/2018 2:28 PM
7	having professional discussions during class lectures	4/23/2018 9:13 AM
8	they helped me FINISH!	4/23/2018 8:34 AM
9	See answer above...	4/23/2018 7:44 AM
10	Easily accessible	4/21/2018 6:32 AM
11	Being there to answer my questions when I needed them	4/20/2018 5:10 PM
12	THE PRE-SET SCHEDULE AND ENROLLMENT IN CLASSES	4/19/2018 8:32 PM
13	N/A	4/19/2018 7:40 AM
14	Professors were very receptive to our success and academic needs	4/18/2018 8:46 PM
15	n/a	4/18/2018 5:23 PM
16	None	4/18/2018 3:05 PM
17	Faculty was welcoming	4/18/2018 12:26 PM
18	N/A	4/18/2018 12:08 PM
19	Presenting course scheduling options	4/18/2018 11:11 AM
20	Team collaboration and communication skills improved	4/18/2018 10:16 AM
21	I guess being able to communicate through email if needed	4/18/2018 10:13 AM
22	the small class sizes	4/18/2018 10:03 AM
23	I never used the academic advising services	4/17/2018 12:37 PM
24	Having someone available to ask questions	4/16/2018 1:12 PM
25	Guidance from my advisor	4/16/2018 1:07 PM
26	providing tutors for subjects	4/16/2018 10:40 AM
27	n/a	4/16/2018 7:52 AM
28	Being able to know that someone is aware of what's going on	4/16/2018 6:20 AM
29	Ensuring I was on pace to graduate.	4/16/2018 6:03 AM
30	N/A	4/12/2018 6:43 PM
31	Help with switching campuses	4/11/2018 1:57 PM
32	N/A	4/10/2018 8:51 AM
33	Ability to email questions.	4/10/2018 8:25 AM

2018 School of Business Graduate Survey

34	Tutoring	4/10/2018 8:24 AM
35	When Le Nguyen became my advisor. He answered emails in a timely manner and treated me with respect.	4/9/2018 8:11 PM
36	Answering my questions, but I would have appreciated greater involvement and communication before I had questions or had to seek out things that applied to me (scholarships, programs, opportunities, etc.)	4/9/2018 3:59 PM
37	The encouragement I received from Amy Owens throughout my education at Redlands. Plus, she made my concurrent curriculum simple and easy for me in undergrad.	4/9/2018 3:35 PM
38	Nothing...my old advisor had no clue about me. She initiated a drop in a class which has caused me to double up during one term. Absolute horrible experience.	4/9/2018 3:28 PM
39	They were responsive to email and phone calls.	4/9/2018 2:54 PM
40	Enrollment and course scheduling was much easier.	4/9/2018 1:39 PM
41	N/A	4/9/2018 12:59 PM
42	They were able to answer any questions I had	4/9/2018 12:41 PM
43	N/A	4/9/2018 12:08 PM
44	They respond to emails quickly	4/9/2018 11:52 AM
45	None	4/9/2018 11:34 AM
46	n/a	4/9/2018 9:08 AM
47	Capstone	4/9/2018 8:24 AM
48	The academic advising was always very responsive when needed.	4/9/2018 7:54 AM
49	didnt really use it.	4/9/2018 7:41 AM
50	Giving right direction	4/9/2018 7:29 AM
51	The prompt and timely service.	4/9/2018 7:22 AM

Q20 Over the course of your program, did you obtain tutoring offered through the University?

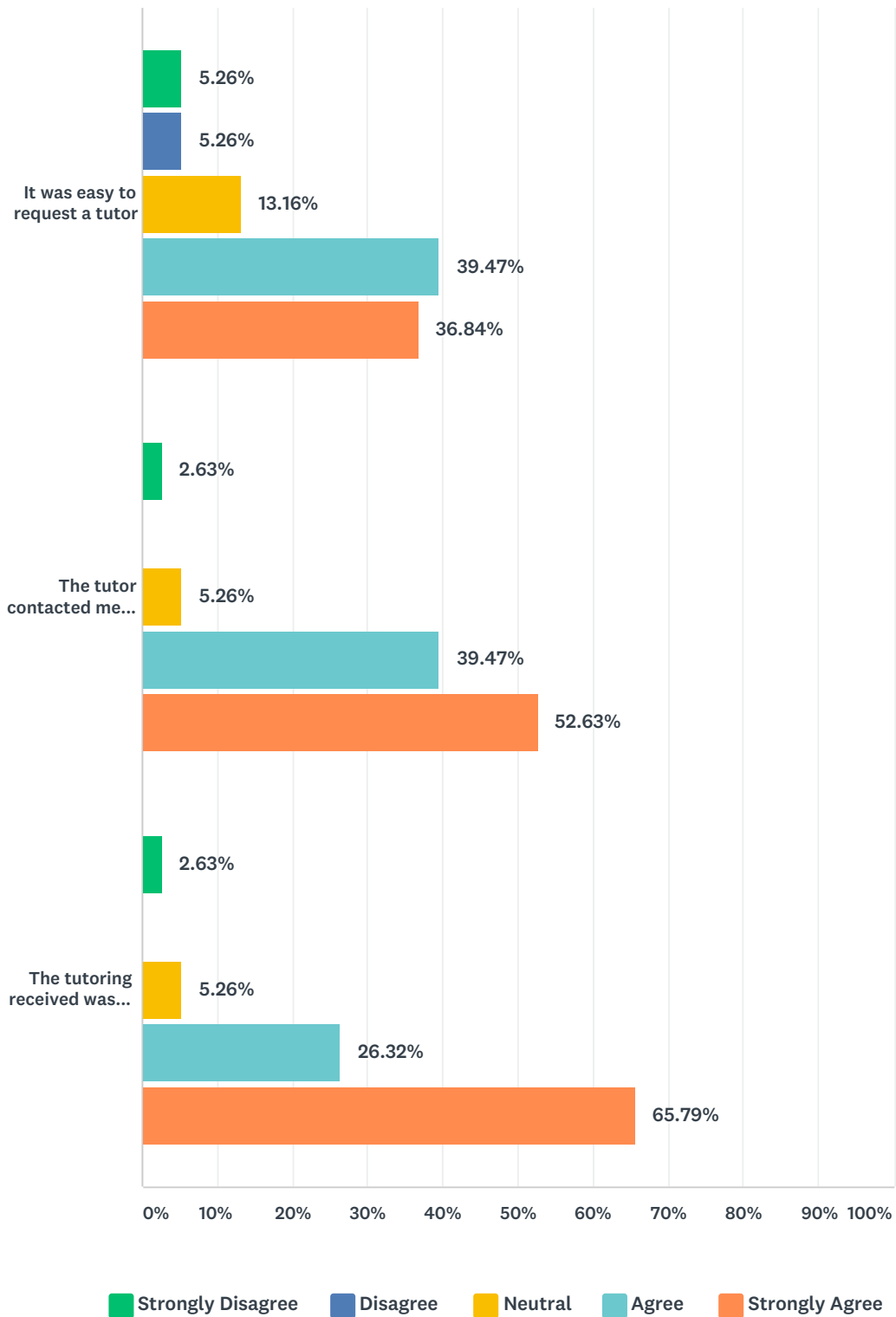
Answered: 116 Skipped: 24



ANSWER CHOICES	RESPONSES	
Yes	32.76%	38
No	67.24%	78
TOTAL		116

Q21 Please indicate your extent of agreement with the following statements regarding tutoring

Answered: 38 Skipped: 102



	STRONGLY DISAGREE (1)	DISAGREE (2)	NEUTRAL (3)	AGREE (4)	STRONGLY AGREE (5)	TOTAL
--	-----------------------	--------------	-------------	-----------	--------------------	-------

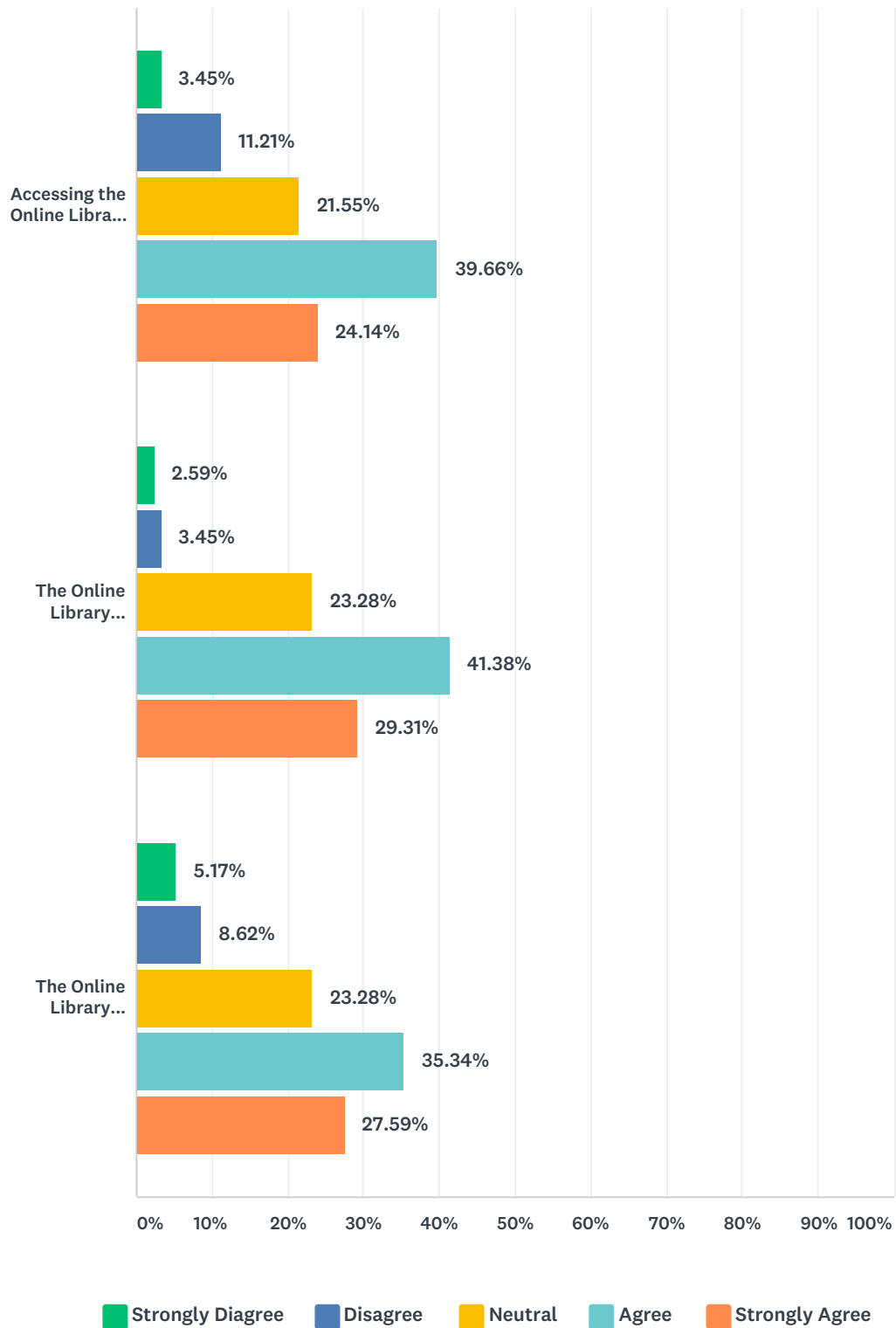
2018 School of Business Graduate Survey

It was easy to request a tutor	5.26% 2	5.26% 2	13.16% 5	39.47% 15	36.84% 14	38
The tutor contacted me in a timely matter	2.63% 1	0.00% 0	5.26% 2	39.47% 15	52.63% 20	38
The tutoring received was effective	2.63% 1	0.00% 0	5.26% 2	26.32% 10	65.79% 25	38

BASIC STATISTICS						
	MINIMUM	MAXIMUM	MEDIAN	MEAN	STANDARD DEVIATION	
It was easy to request a tutor	1.00	5.00	4.00	3.97		1.09
The tutor contacted me in a timely matter	1.00	5.00	5.00	4.39		0.81
The tutoring received was effective	1.00	5.00	5.00	4.53		0.82

Q22 Please indicate your extent of agreement with the following statements regarding our Online Library Resources

Answered: 116 Skipped: 24



	STRONGLY DIAGREE (1)	DISAGREE (2)	NEUTRAL (3)	AGREE (4)	STRONGLY AGREE (5)	TOTAL
--	-------------------------	-----------------	----------------	--------------	-----------------------	-------

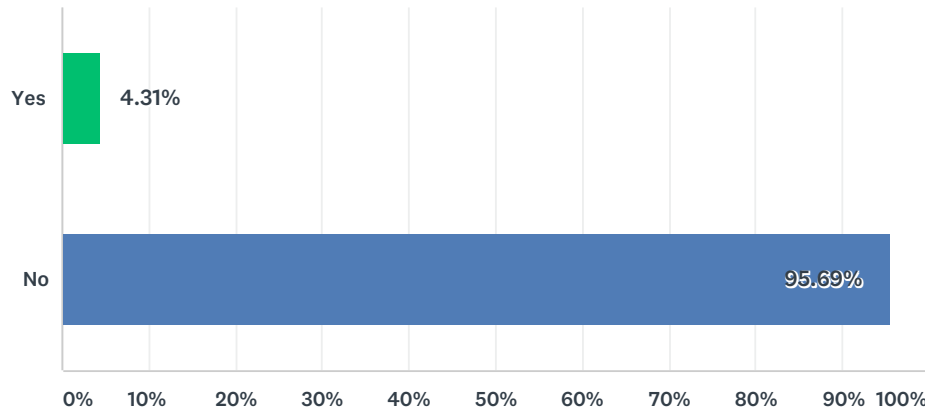
2018 School of Business Graduate Survey

Accessing the Online Library Resources was easy	3.45% 4	11.21% 13	21.55% 25	39.66% 46	24.14% 28	116
The Online Library Resources available were useful	2.59% 3	3.45% 4	23.28% 27	41.38% 48	29.31% 34	116
The Online Library Resources were important to my academic success	5.17% 6	8.62% 10	23.28% 27	35.34% 41	27.59% 32	116

BASIC STATISTICS						
	MINIMUM	MAXIMUM	MEDIAN	MEAN	STANDARD DEVIATION	
Accessing the Online Library Resources was easy	1.00	5.00	4.00	3.70		1.06
The Online Library Resources available were useful	1.00	5.00	4.00	3.91		0.94
The Online Library Resources were important to my academic success	1.00	5.00	4.00	3.72		1.11

Q23 Did you participate in the Quantitative (Math) Workshop?

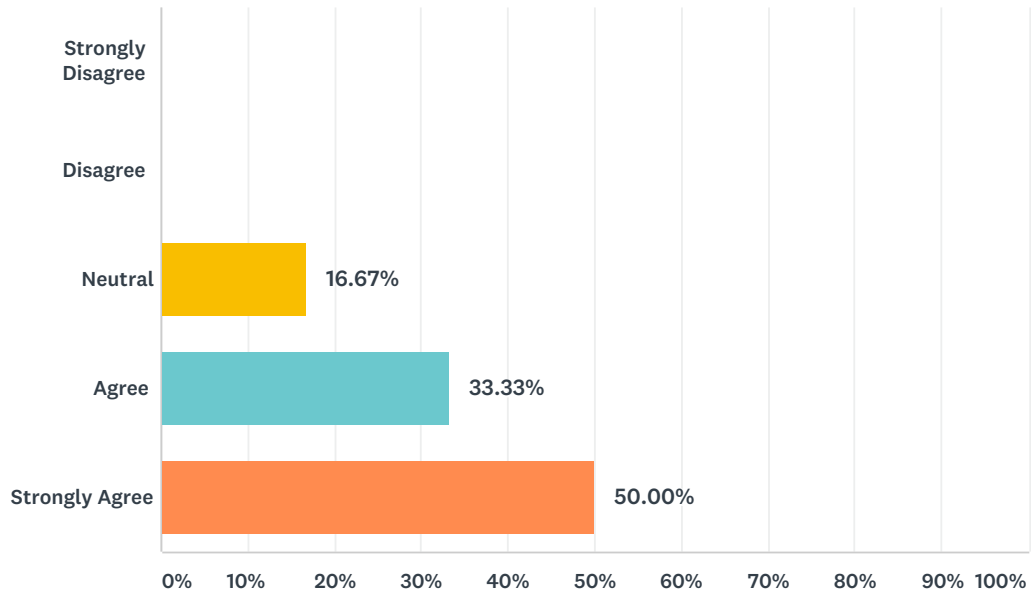
Answered: 116 Skipped: 24



ANSWER CHOICES	RESPONSES	
Yes	4.31%	5
No	95.69%	111
TOTAL		116

Q24 I was satisfied with the Quantitative (Math) Workshop)

Answered: 6 Skipped: 134

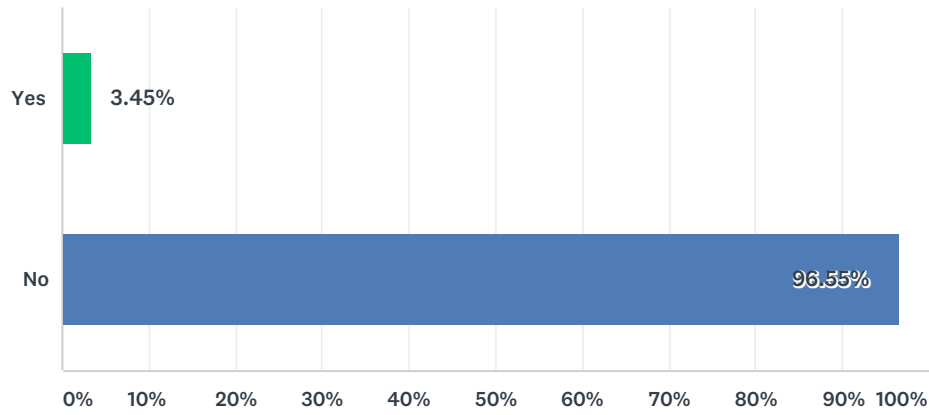


ANSWER CHOICES	RESPONSES	
Strongly Disagree (1)	0.00%	0
Disagree (2)	0.00%	0
Neutral (3)	16.67%	1
Agree (4)	33.33%	2
Strongly Agree (5)	50.00%	3
TOTAL		6

BASIC STATISTICS				
Minimum	Maximum	Median	Mean	Standard Deviation
3.00	5.00	4.50	4.33	0.75

Q25 Did you participate in the Qualitative (English/Writing) Workshop?

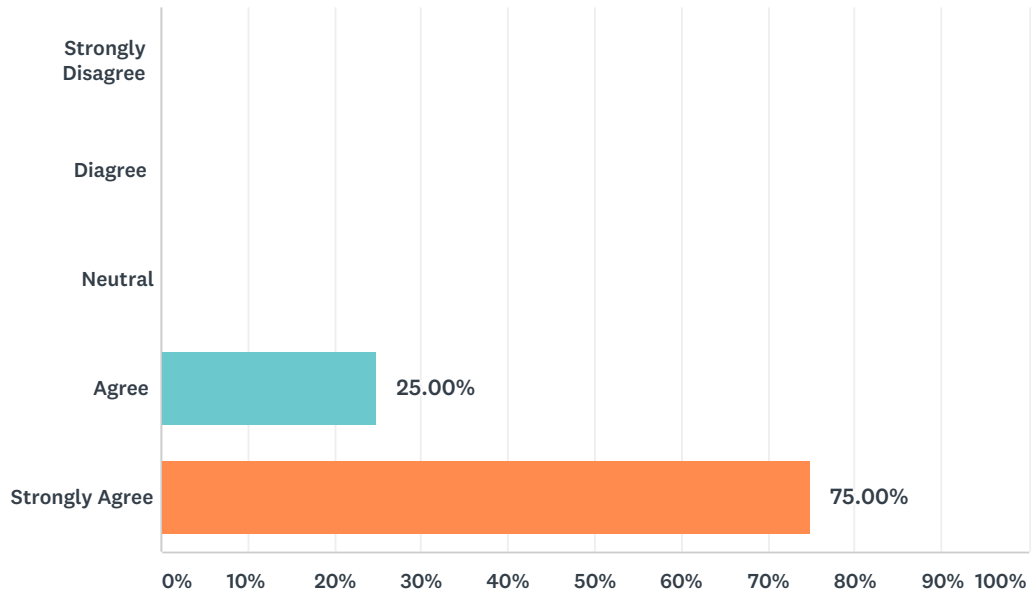
Answered: 116 Skipped: 24



ANSWER CHOICES	RESPONSES	
Yes	3.45%	4
No	96.55%	112
TOTAL		116

Q26 I was satisfied with the Qualitative (English/Writing) Workshop

Answered: 4 Skipped: 136

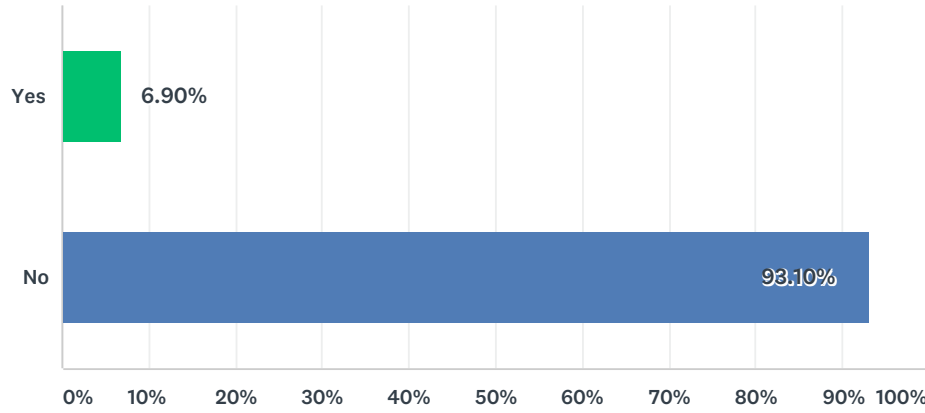


ANSWER CHOICES	RESPONSES	
Strongly Disagree (1)	0.00%	0
Disagree (2)	0.00%	0
Neutral (3)	0.00%	0
Agree (4)	25.00%	1
Strongly Agree (5)	75.00%	3
TOTAL		4

BASIC STATISTICS				
Minimum	Maximum	Median	Mean	Standard Deviation
4.00	5.00	5.00	4.75	0.43

Q27 Did you participate in the Mentor Program?

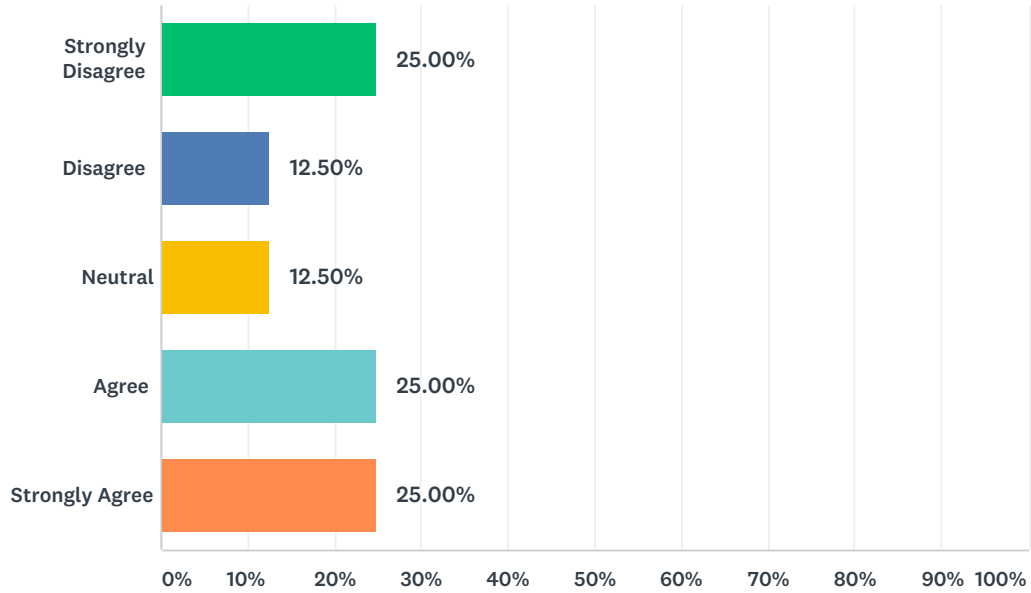
Answered: 116 Skipped: 24



ANSWER CHOICES	RESPONSES	
Yes	6.90%	8
No	93.10%	108
TOTAL		116

Q28 I was satisfied with the Mentor Program

Answered: 8 Skipped: 132

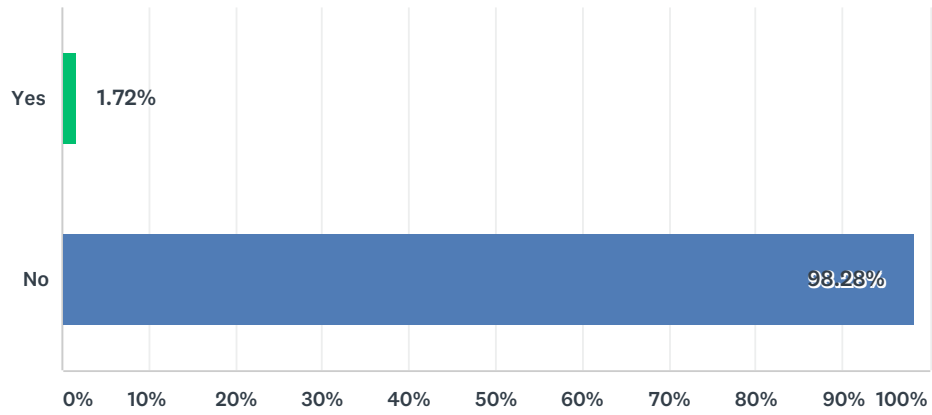


ANSWER CHOICES	RESPONSES	
Strongly Disagree (1)	25.00%	2
Disagree (2)	12.50%	1
Neutral (3)	12.50%	1
Agree (4)	25.00%	2
Strongly Agree (5)	25.00%	2
TOTAL		8

BASIC STATISTICS				
Minimum	Maximum	Median	Mean	Standard Deviation
1.00	5.00	3.50	3.13	1.54

Q29 Did you use Disability Services?

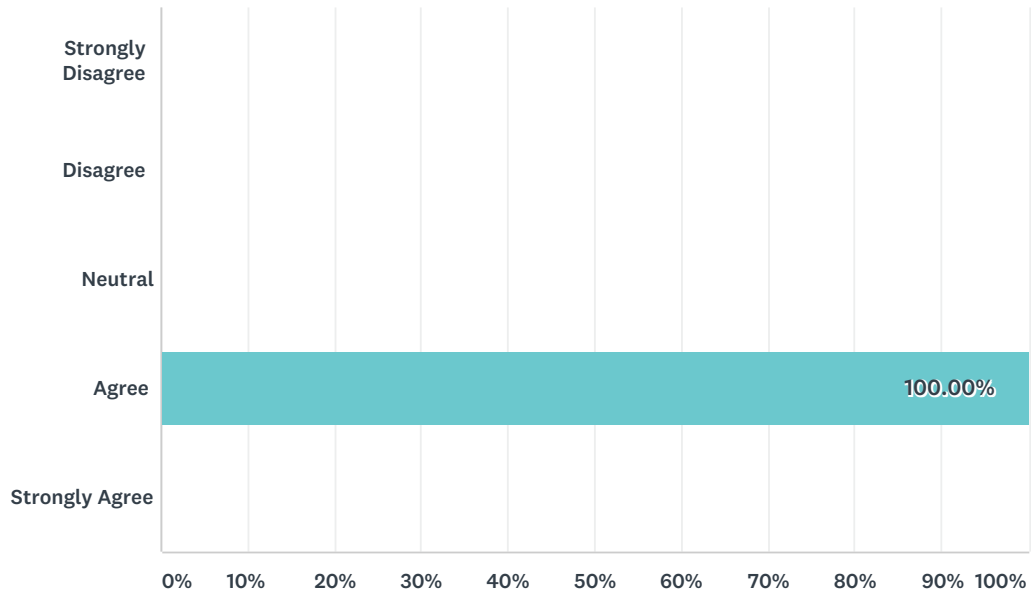
Answered: 116 Skipped: 24



ANSWER CHOICES	RESPONSES	
Yes	1.72%	2
No	98.28%	114
TOTAL		116

Q30 I was satisfied with Disability Services

Answered: 2 Skipped: 138

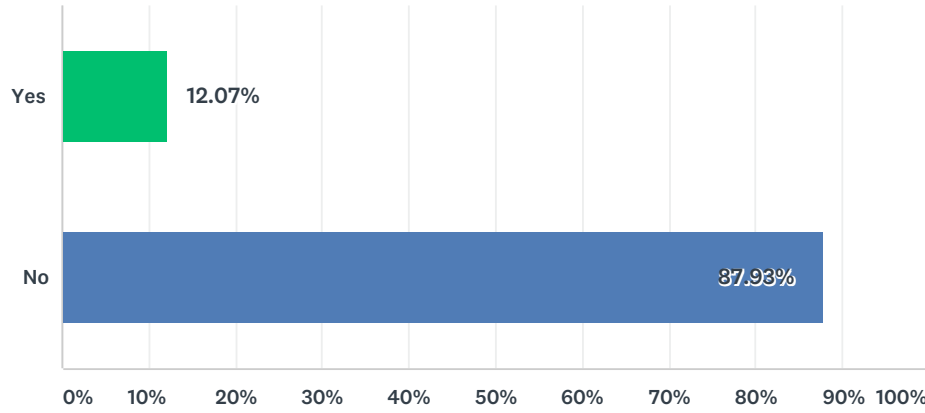


ANSWER CHOICES	RESPONSES	
Strongly Disagree (1)	0.00%	0
Disagree (2)	0.00%	0
Neutral (3)	0.00%	0
Agree (4)	100.00%	2
Strongly Agree (5)	0.00%	0
TOTAL		2

BASIC STATISTICS				
Minimum	Maximum	Median	Mean	Standard Deviation
4.00	4.00	4.00	4.00	0.00

Q31 Did you participate in Study Abroad?

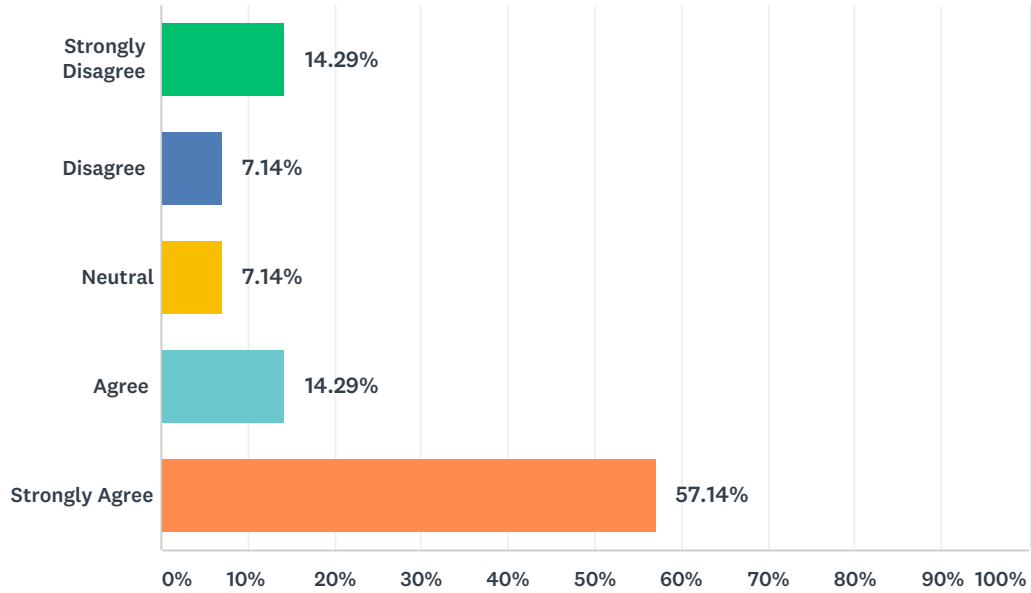
Answered: 116 Skipped: 24



ANSWER CHOICES	RESPONSES	
Yes	12.07%	14
No	87.93%	102
TOTAL		116

Q32 I was satisfied with my Study Abroad trip

Answered: 14 Skipped: 126

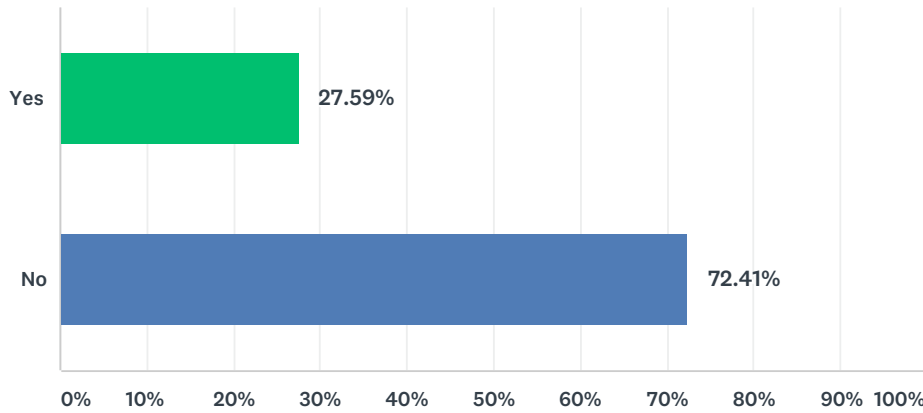


ANSWER CHOICES	RESPONSES	
Strongly Disagree (1)	14.29%	2
Disagree (2)	7.14%	1
Neutral (3)	7.14%	1
Agree (4)	14.29%	2
Strongly Agree (5)	57.14%	8
TOTAL		14

BASIC STATISTICS				
Minimum	Maximum	Median	Mean	Standard Deviation
1.00	5.00	5.00	3.93	1.49

Q33 Did you attend any speaking events while at University of Redlands?

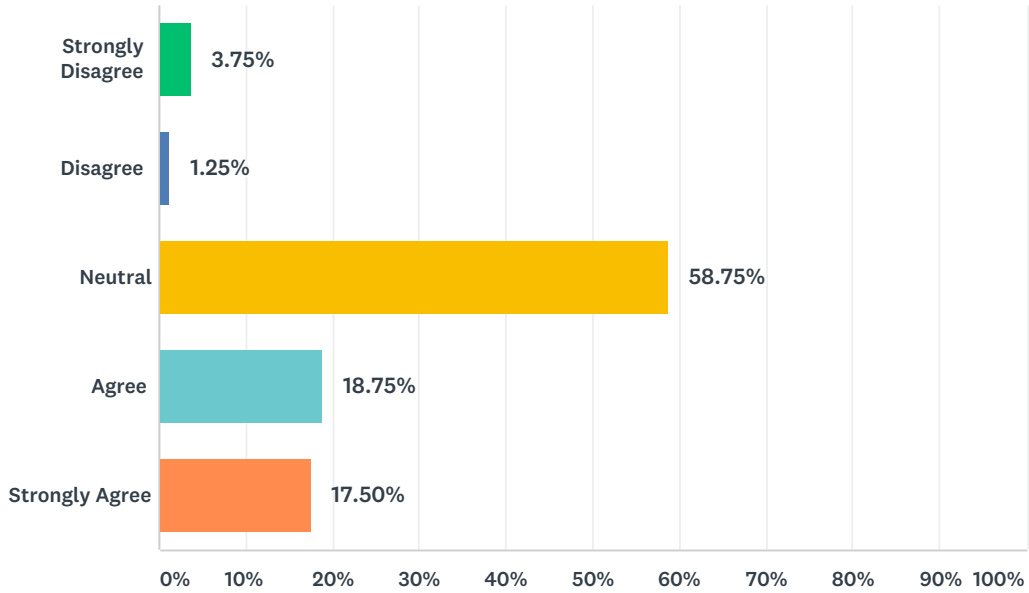
Answered: 116 Skipped: 24



ANSWER CHOICES	RESPONSES	
Yes	27.59%	32
No	72.41%	84
TOTAL		116

Q34 I was satisfied with the speaking events

Answered: 80 Skipped: 60

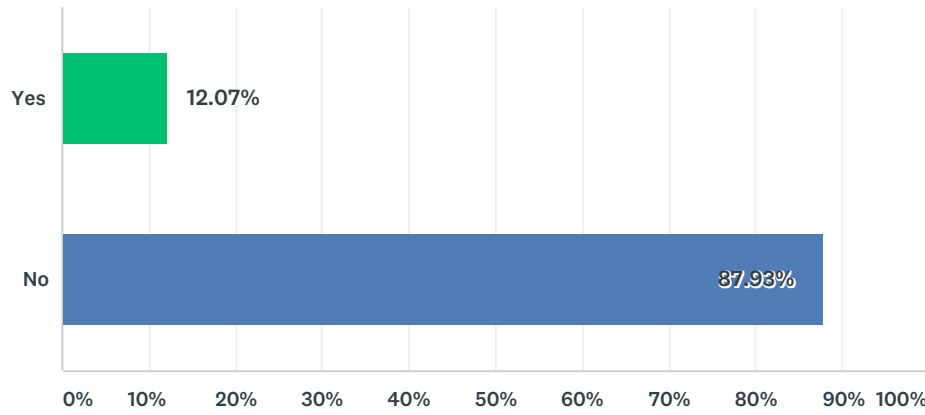


ANSWER CHOICES	RESPONSES	
Strongly Disagree (1)	3.75%	3
Disagree (2)	1.25%	1
Neutral (3)	58.75%	47
Agree (4)	18.75%	15
Strongly Agree (5)	17.50%	14
TOTAL		80

BASIC STATISTICS				
Minimum	Maximum	Median	Mean	Standard Deviation
1.00	5.00	3.00	3.45	0.92

Q35 Did you use Professional Development (Career Services)

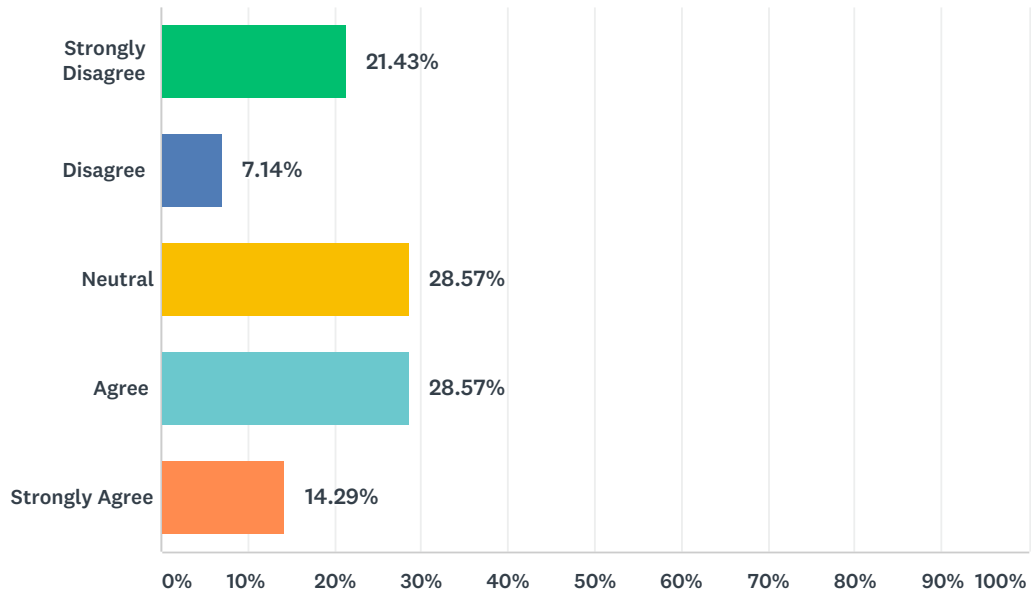
Answered: 116 Skipped: 24



ANSWER CHOICES	RESPONSES	
Yes	12.07%	14
No	87.93%	102
TOTAL		116

Q36 I was satisfied with the Professional Development (Career Services)

Answered: 14 Skipped: 126

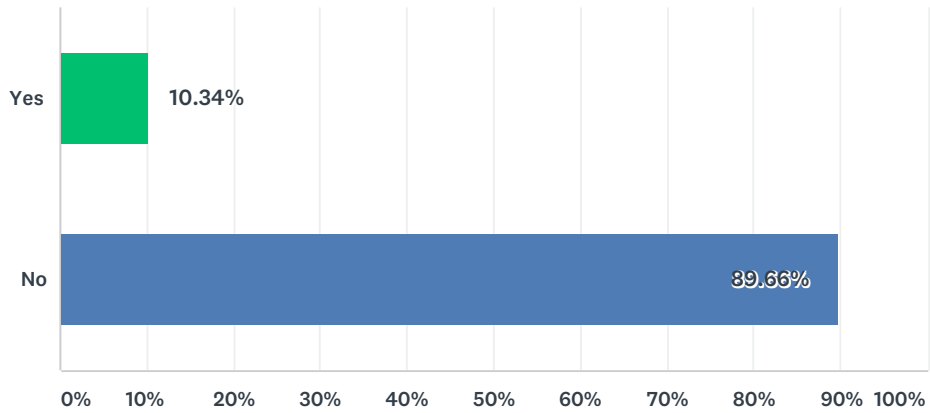


ANSWER CHOICES	RESPONSES	
Strongly Disagree (1)	21.43%	3
Disagree (2)	7.14%	1
Neutral (3)	28.57%	4
Agree (4)	28.57%	4
Strongly Agree (5)	14.29%	2
TOTAL		14

BASIC STATISTICS				
Minimum	Maximum	Median	Mean	Standard Deviation
1.00	5.00	3.00	3.07	1.33

Q37 Are you currently receiving educational benefits through the military?

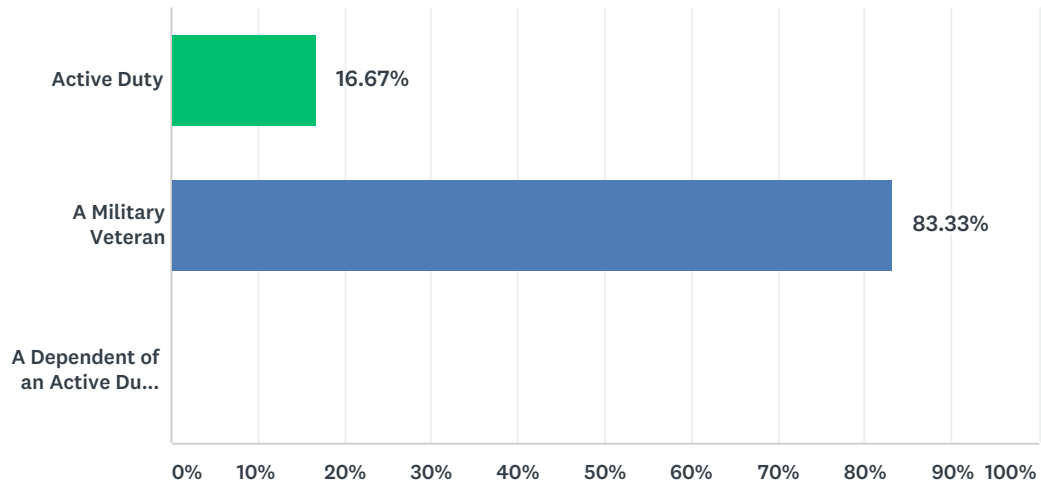
Answered: 116 Skipped: 24



ANSWER CHOICES	RESPONSES	
Yes	10.34%	12
No	89.66%	104
TOTAL		116

Q38 I am...

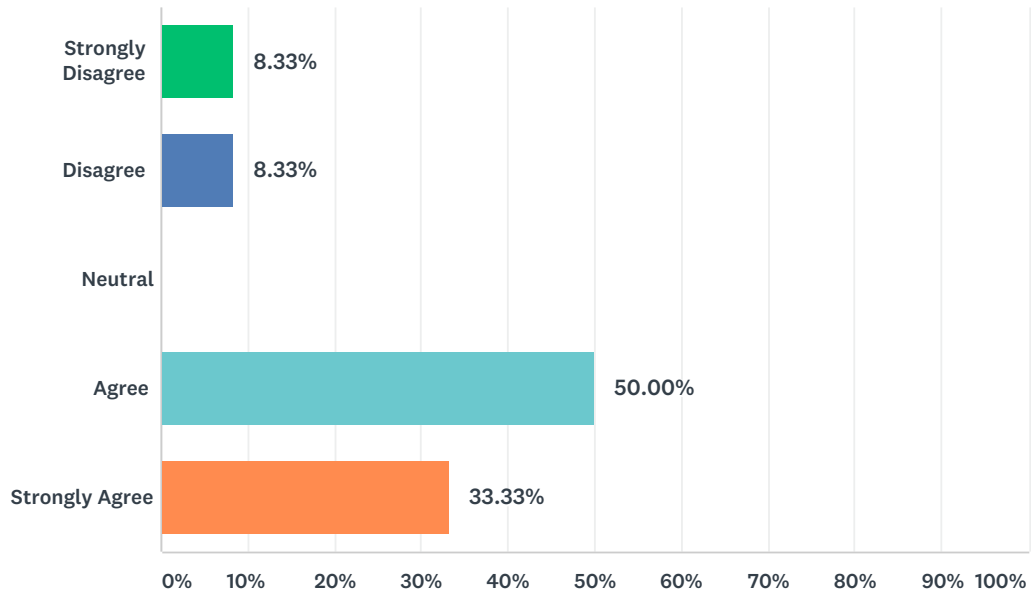
Answered: 12 Skipped: 128



ANSWER CHOICES	RESPONSES	
Active Duty	16.67%	2
A Military Veteran	83.33%	10
A Dependent of an Active Duty or Military Veteran	0.00%	0
TOTAL		12

Q39 I was satisfied with Veteran Services at University of Redlands

Answered: 12 Skipped: 128

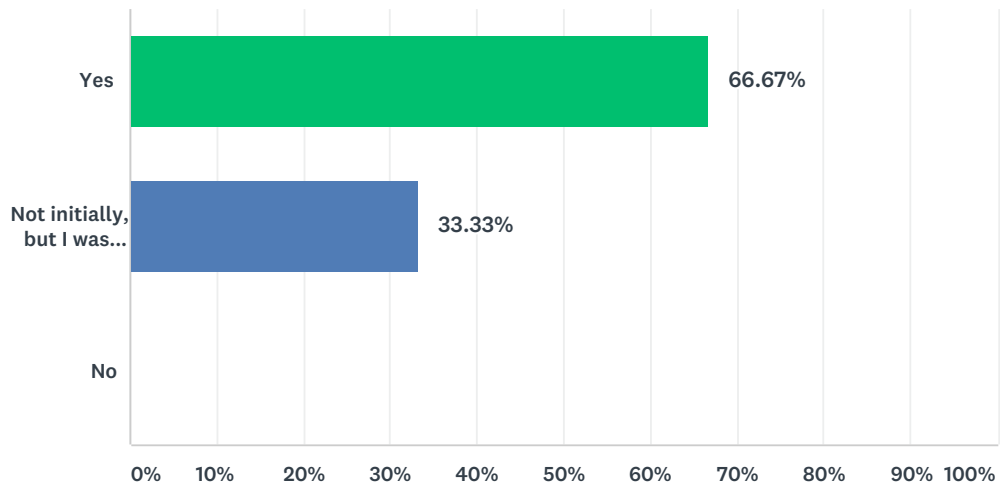


ANSWER CHOICES	RESPONSES	
Strongly Disagree (1)	8.33%	1
Disagree (2)	8.33%	1
Neutral (3)	0.00%	0
Agree (4)	50.00%	6
Strongly Agree (5)	33.33%	4
TOTAL		12

BASIC STATISTICS				
Minimum	Maximum	Median	Mean	Standard Deviation
1.00	5.00	4.00	3.92	1.19

Q40 When you had questions about your VA benefits, did you know whom to contact?

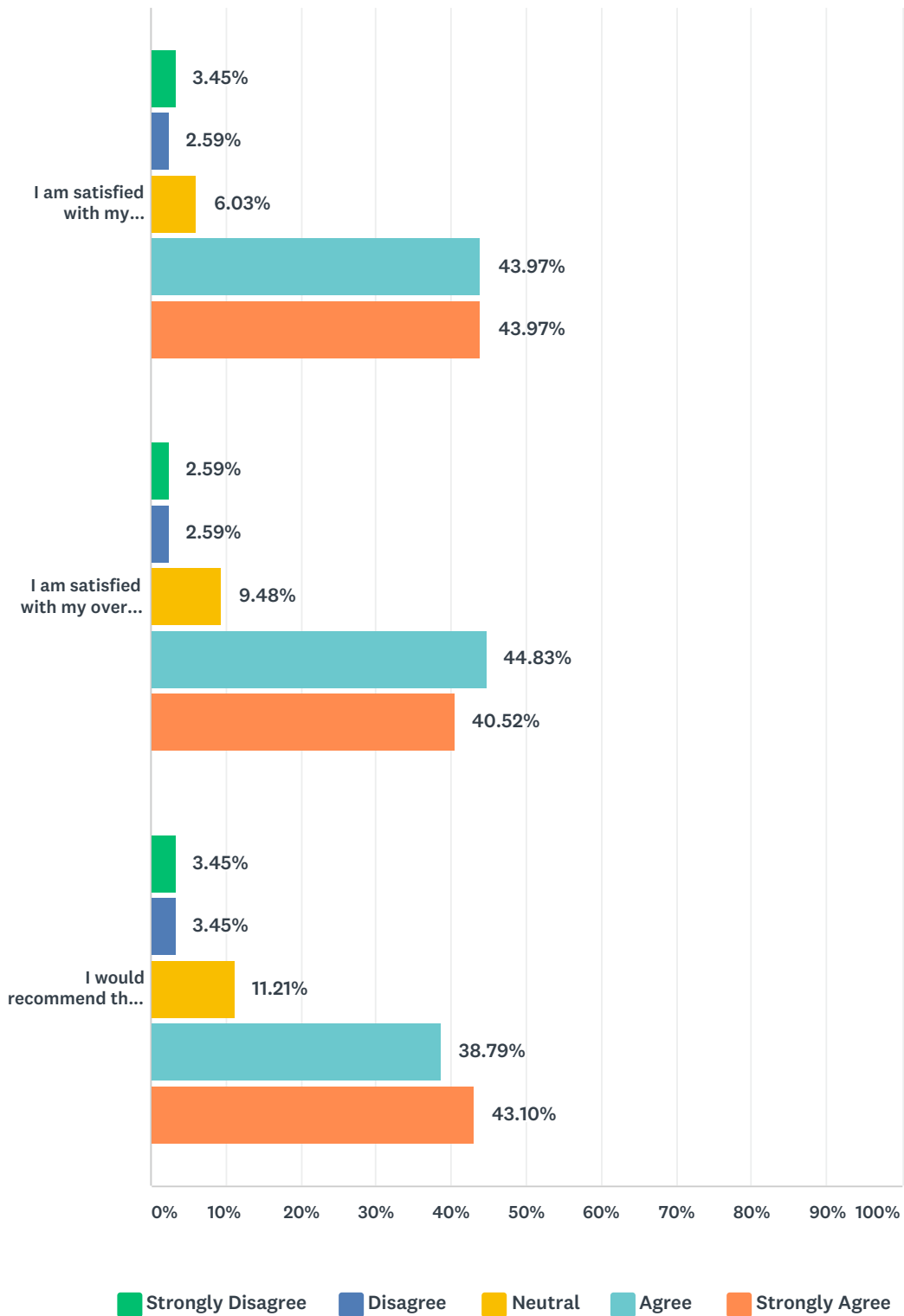
Answered: 12 Skipped: 128



ANSWER CHOICES	RESPONSES	
Yes	66.67%	8
Not initially, but I was directed to the correct contact	33.33%	4
No	0.00%	0
TOTAL		12

Q41 Please indicate to what extent you agree with the following statement

Answered: 116 Skipped: 24



	STRONGLY DISAGREE (1)	DISAGREE (2)	NEUTRAL (3)	AGREE (4)	STRONGLY AGREE (5)	TOTAL
--	-----------------------	--------------	-------------	-----------	--------------------	-------

2018 School of Business Graduate Survey

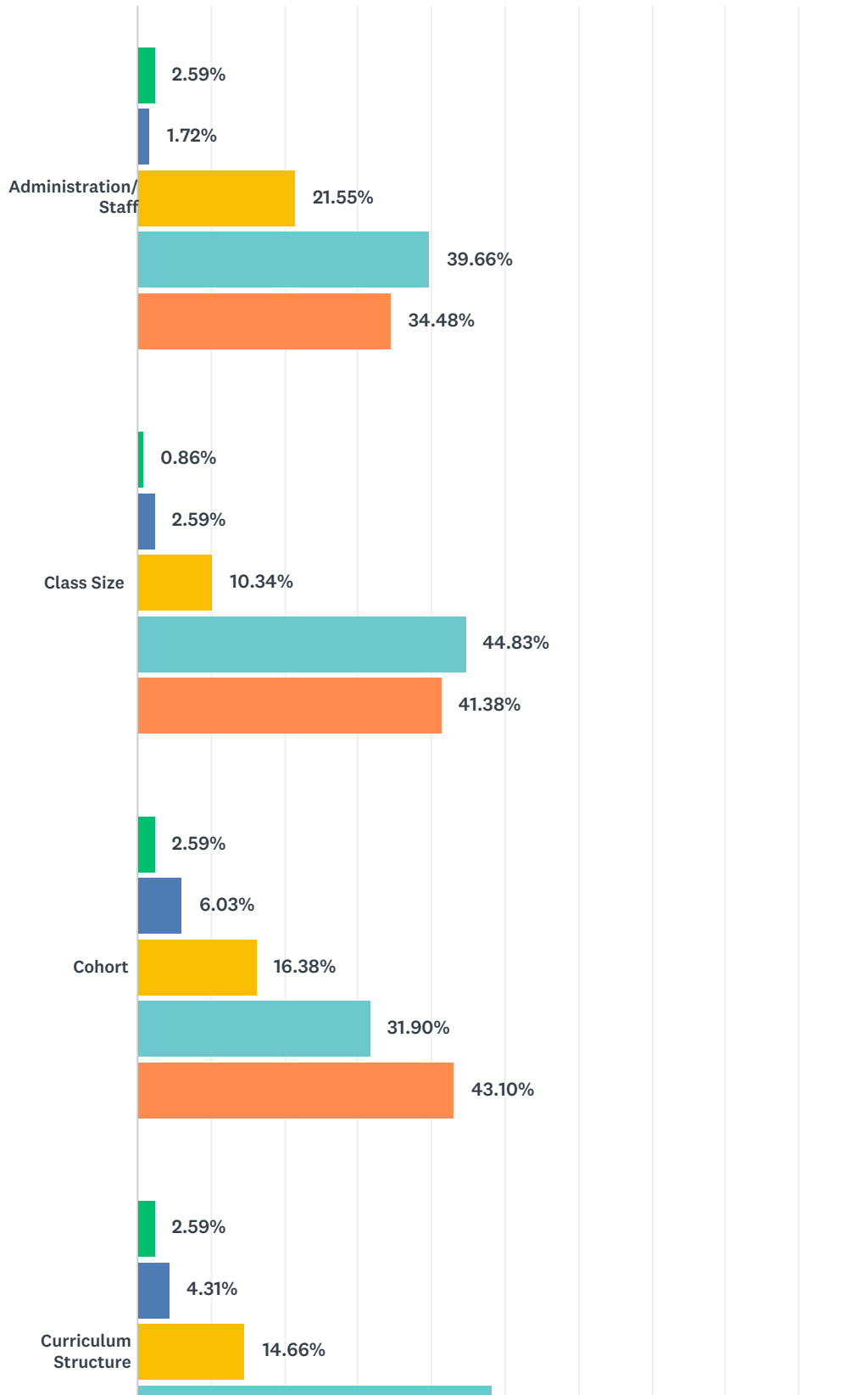
I am satisfied with my decision to attend the University of Redlands School of Business	3.45% 4	2.59% 3	6.03% 7	43.97% 51	43.97% 51	116
I am satisfied with my overall experience attending the University of Redlands School of Business	2.59% 3	2.59% 3	9.48% 11	44.83% 52	40.52% 47	116
I would recommend the University of Redlands School of Business to a friend or acquaintance	3.45% 4	3.45% 4	11.21% 13	38.79% 45	43.10% 50	116

BASIC STATISTICS

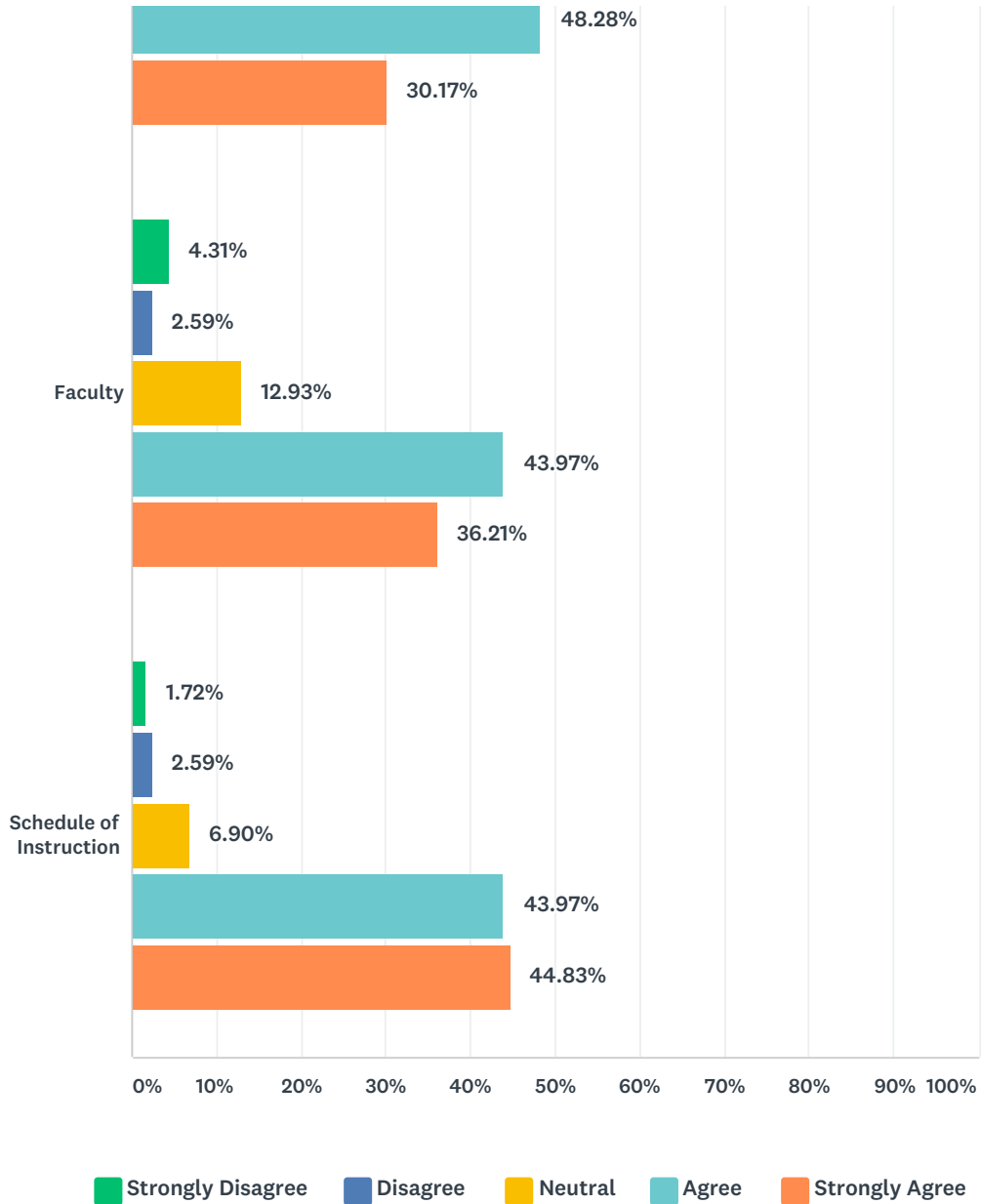
	MINIMUM	MAXIMUM	MEDIAN	MEAN	STANDARD DEVIATION
I am satisfied with my decision to attend the University of Redlands School of Business	1.00	5.00	4.00	4.22	0.93
I am satisfied with my overall experience attending the University of Redlands School of Business	1.00	5.00	4.00	4.18	0.90
I would recommend the University of Redlands School of Business to a friend or acquaintance	1.00	5.00	4.00	4.15	0.98

Q42 The following contributed to my success at the University of Redlands School of Business

Answered: 116 Skipped: 24



2018 School of Business Graduate Survey



	STRONGLY DISAGREE (1)	DISAGREE (2)	NEUTRAL (3)	AGREE (4)	STRONGLY AGREE (5)	TOTAL
Administration/Staff	2.59% 3	1.72% 2	21.55% 25	39.66% 46	34.48% 40	116
Class Size	0.86% 1	2.59% 3	10.34% 12	44.83% 52	41.38% 48	116
Cohort	2.59% 3	6.03% 7	16.38% 19	31.90% 37	43.10% 50	116
Curriculum Structure	2.59% 3	4.31% 5	14.66% 17	48.28% 56	30.17% 35	116
Faculty	4.31% 5	2.59% 3	12.93% 15	43.97% 51	36.21% 42	116
Schedule of Instruction	1.72% 2	2.59% 3	6.90% 8	43.97% 51	44.83% 52	116

2018 School of Business Graduate Survey

BASIC STATISTICS					
	MINIMUM	MAXIMUM	MEDIAN	MEAN	STANDARD DEVIATION
Administration/Staff	1.00	5.00	4.00	4.02	0.93
Class Size	1.00	5.00	4.00	4.23	0.80
Cohort	1.00	5.00	4.00	4.07	1.03
Curriculum Structure	1.00	5.00	4.00	3.99	0.92
Faculty	1.00	5.00	4.00	4.05	0.99
Schedule of Instruction	1.00	5.00	4.00	4.28	0.84

Q43 If you would like to be entered in our drawing, please provide us with the following information. This information will only be used to contact you in the event you win.

Answered: 35 Skipped: 105

ANSWER CHOICES	RESPONSES	
Name	100.00%	35
Company	0.00%	0
Address	0.00%	0
Address 2	0.00%	0
City/Town	0.00%	0
State/Province	0.00%	0
ZIP/Postal Code	0.00%	0
Country	0.00%	0
Email Address	100.00%	35
Phone Number	100.00%	35

#	NAME	DATE
1	Jerome Rabanal	4/26/2018 7:41 PM
2	Aaron Johnson	4/24/2018 6:57 AM
3	Matthew Brown	4/24/2018 6:14 AM
4	Kenneth Winbush Jr	4/24/2018 5:27 AM
5	Phillip	4/23/2018 7:56 PM
6	Larry Jones	4/23/2018 7:15 PM
7	James Marron	4/23/2018 5:24 PM
8	Jay Senaratna	4/23/2018 4:15 PM
9	Bismark Atrokeh	4/23/2018 2:31 PM
10	Jo Nisha Kelly	4/23/2018 12:38 PM
11	Carrie Holsombach	4/23/2018 10:32 AM
12	Johnnya Burruss	4/23/2018 8:35 AM
13	ryan bayfield	4/23/2018 7:55 AM
14	Elizabeth Horeczko	4/23/2018 7:48 AM
15	Tiffanie Haynal	4/23/2018 7:47 AM
16	Generoso Tarantino	4/23/2018 7:22 AM
17	Jessica Perez	4/21/2018 6:34 AM
18	Carlos Lolin	4/20/2018 5:13 PM
19	Alexandria Deisler	4/20/2018 4:16 PM
20	Michael Husted	4/19/2018 3:09 PM

2018 School of Business Graduate Survey

21	Hugo Almaraz	4/19/2018 6:37 AM
22	Gustavo Mendoza	4/18/2018 8:49 PM
23	Steven Vides	4/18/2018 5:28 PM
24	Jannine Rojo	4/18/2018 3:07 PM
25	Shandra Secor	4/18/2018 1:28 PM
26	Andrew C. Garcia	4/18/2018 12:29 PM
27	Jene Rhodes	4/18/2018 12:10 PM
28	Adam	4/18/2018 12:00 PM
29	Ally Guthrie	4/18/2018 11:21 AM
30	Greg B	4/18/2018 11:14 AM
31	Carmen Tanielian	4/18/2018 10:19 AM
32	Evan Vongvay	4/18/2018 10:19 AM
33	Sonia Gomez	4/18/2018 10:19 AM
34	Eunice chaidez	4/18/2018 10:17 AM
35	Jorge Zarate	4/18/2018 10:04 AM
#	COMPANY	DATE
	There are no responses.	
#	ADDRESS	DATE
	There are no responses.	
#	ADDRESS 2	DATE
	There are no responses.	
#	CITY/TOWN	DATE
	There are no responses.	
#	STATE/PROVINCE	DATE
	There are no responses.	
#	ZIP/POSTAL CODE	DATE
	There are no responses.	
#	COUNTRY	DATE
	There are no responses.	
#	EMAIL ADDRESS	DATE
1	jerome.rabanal@gmail.com	4/26/2018 7:41 PM
2	phantom82.aj@gmail.com	4/24/2018 6:57 AM
3	matthew.le.brown@gmail.com	4/24/2018 6:14 AM
4	kdz80@yahoo.com	4/24/2018 5:27 AM
5	piovega@gmail.com	4/23/2018 7:56 PM
6	ljustmc12@outlook.com	4/23/2018 7:15 PM
7	marronjj@outlook.com	4/23/2018 5:24 PM
8	jay.senaratna@gmail.com	4/23/2018 4:15 PM
9	atrokeh@yshoo.com	4/23/2018 2:31 PM
10	jonisha_kelly@redlands.edu	4/23/2018 12:38 PM
11	carriebear93@live.com	4/23/2018 10:32 AM

2018 School of Business Graduate Survey

12	jcenter31381@gmail.com	4/23/2018 8:35 AM
13	RDBAYFIELD@GMAIL.COM	4/23/2018 7:55 AM
14	elizabeth.horeczko@gmail.com	4/23/2018 7:48 AM
15	tiffanieengle@gmail.com	4/23/2018 7:47 AM
16	elbe95@gmail.com	4/23/2018 7:22 AM
17	Jayka21p@hotmail.com	4/21/2018 6:34 AM
18	clolin14@gmail.com	4/20/2018 5:13 PM
19	alexandria.deisler.22@gmail.com	4/20/2018 4:16 PM
20	mikehusted1904@gmail.com	4/19/2018 3:09 PM
21	hugoalmaraz@hotmail.com	4/19/2018 6:37 AM
22	gusgismendoza17@gmail.com	4/18/2018 8:49 PM
23	srvides@gmail.com	4/18/2018 5:28 PM
24	jam92gr@gmail.com	4/18/2018 3:07 PM
25	shandracady@gmail.com	4/18/2018 1:28 PM
26	acg2590@yahoo.com	4/18/2018 12:29 PM
27	Jene.L.Rhodes@gmail.com	4/18/2018 12:10 PM
28	unzenadam@gmail.com	4/18/2018 12:00 PM
29	allyson.guthrie@gmail.com	4/18/2018 11:21 AM
30	surf_n_safari@yahoo.com	4/18/2018 11:14 AM
31	carmen.rocha@jpl.nasa.gov	4/18/2018 10:19 AM
32	evan.vongvay@utas.utc.com	4/18/2018 10:19 AM
33	sonia_gomez@redlands.edu	4/18/2018 10:19 AM
34	eunice.chaidez@hotmail.com	4/18/2018 10:17 AM
35	jzarate@anaheim.net	4/18/2018 10:04 AM
#	PHONE NUMBER	DATE
1	619-808-6116	4/26/2018 7:41 PM
2	9092526224	4/24/2018 6:57 AM
3	540-272-2295	4/24/2018 6:14 AM
4	9518930029	4/24/2018 5:27 AM
5	9092130754	4/23/2018 7:56 PM
6	9092607565	4/23/2018 7:15 PM
7	714-234-3116	4/23/2018 5:24 PM
8	9513179545	4/23/2018 4:15 PM
9	9092511314	4/23/2018 2:31 PM
10	3234512716	4/23/2018 12:38 PM
11	9094356522	4/23/2018 10:32 AM
12	9092688212	4/23/2018 8:35 AM
13	6263424110	4/23/2018 7:55 AM
14	9093208223	4/23/2018 7:48 AM
15	423-364-9571	4/23/2018 7:47 AM
16	6196323496	4/23/2018 7:22 AM

2018 School of Business Graduate Survey

17	7147916121	4/21/2018 6:34 AM
18	6193848616	4/20/2018 5:13 PM
19	13104296278	4/20/2018 4:16 PM
20	6192468867	4/19/2018 3:09 PM
21	5623311433	4/19/2018 6:37 AM
22	626-862-5483	4/18/2018 8:49 PM
23	3232283179	4/18/2018 5:28 PM
24	3235747575	4/18/2018 3:07 PM
25	2088676511	4/18/2018 1:28 PM
26	9092303221	4/18/2018 12:29 PM
27	9092613025	4/18/2018 12:10 PM
28	7604850195	4/18/2018 12:00 PM
29	2099929780	4/18/2018 11:21 AM
30	4243373799	4/18/2018 11:14 AM
31	818-354-4003	4/18/2018 10:19 AM
32	815504017	4/18/2018 10:19 AM
33	9097488355	4/18/2018 10:19 AM
34	9095349597	4/18/2018 10:17 AM
35	7142255084	4/18/2018 10:04 AM