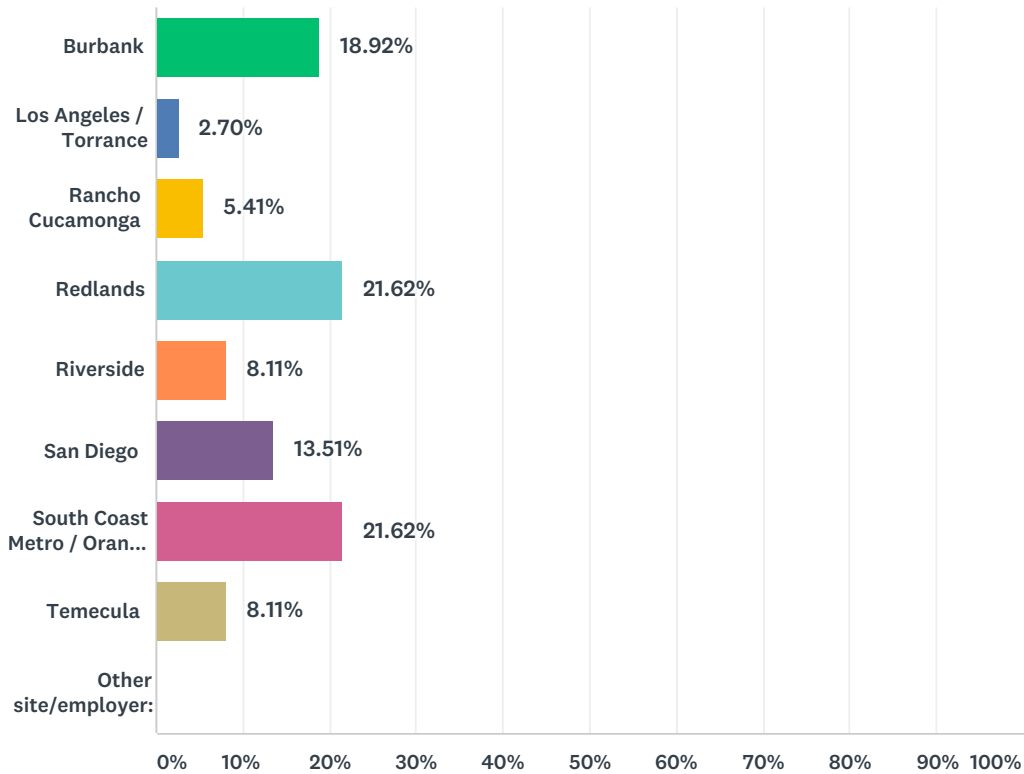


Q1 What campus do you primarily attend?

Answered: 37 Skipped: 0

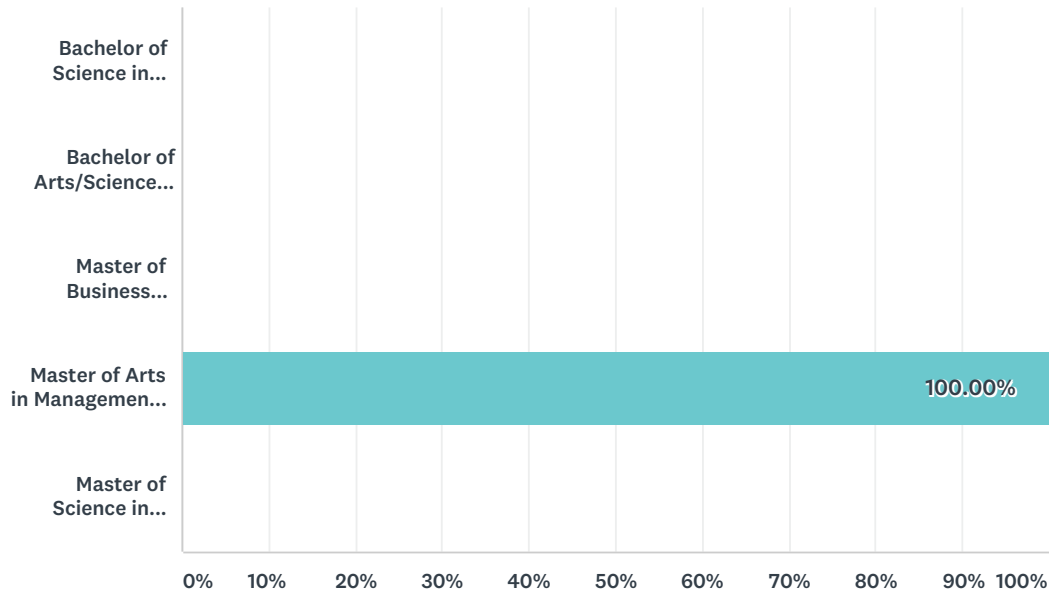


ANSWER CHOICES	RESPONSES	
Burbank	18.92%	7
Los Angeles / Torrance	2.70%	1
Rancho Cucamonga	5.41%	2
Redlands	21.62%	8
Riverside	8.11%	3
San Diego	13.51%	5
South Coast Metro / Orange County	21.62%	8
Temecula	8.11%	3
Other site/employer:	0.00%	0
TOTAL		37

#	OTHER SITE/EMPLOYER:	DATE
	There are no responses.	

Q2 What degree program did you pursue?

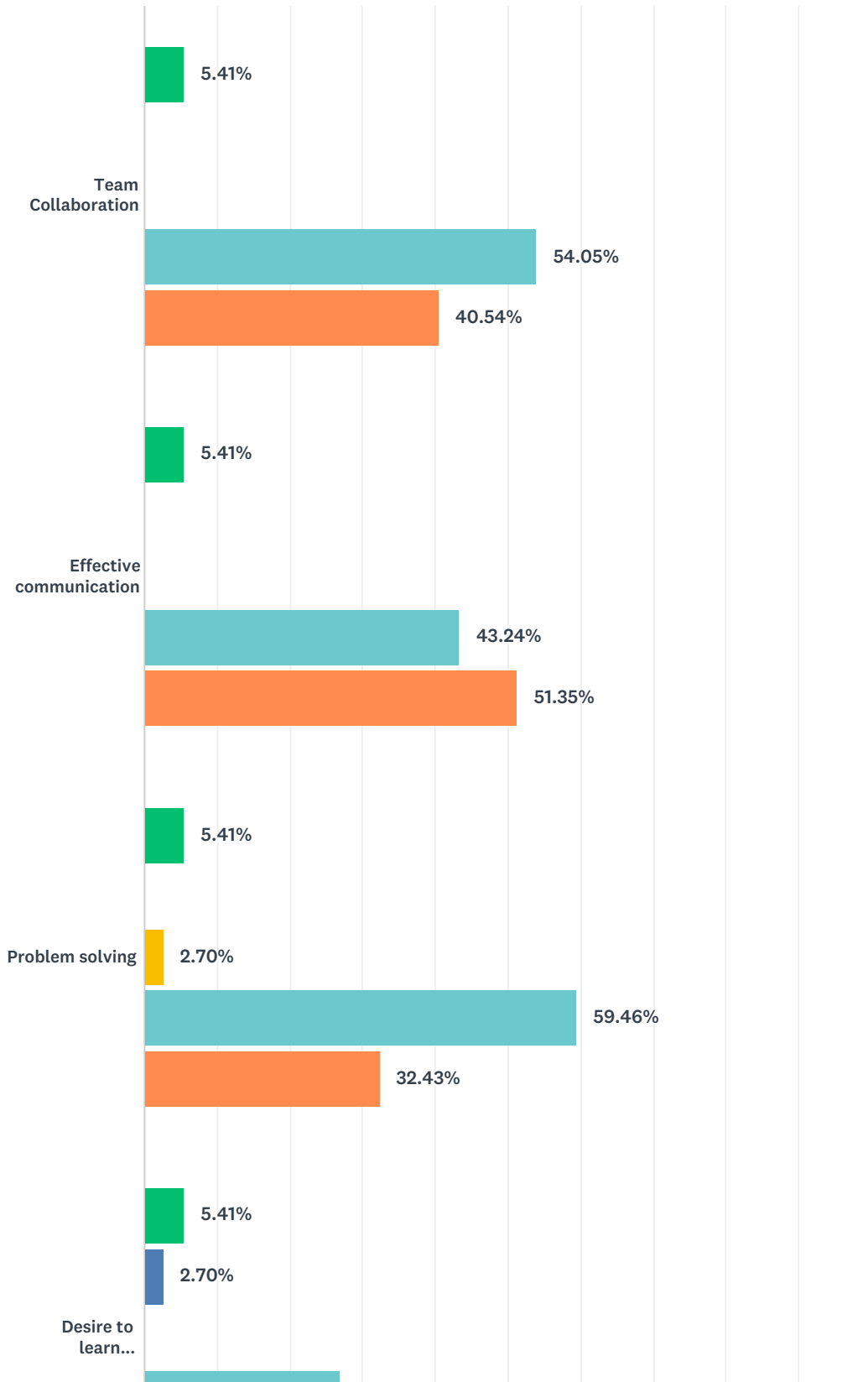
Answered: 37 Skipped: 0



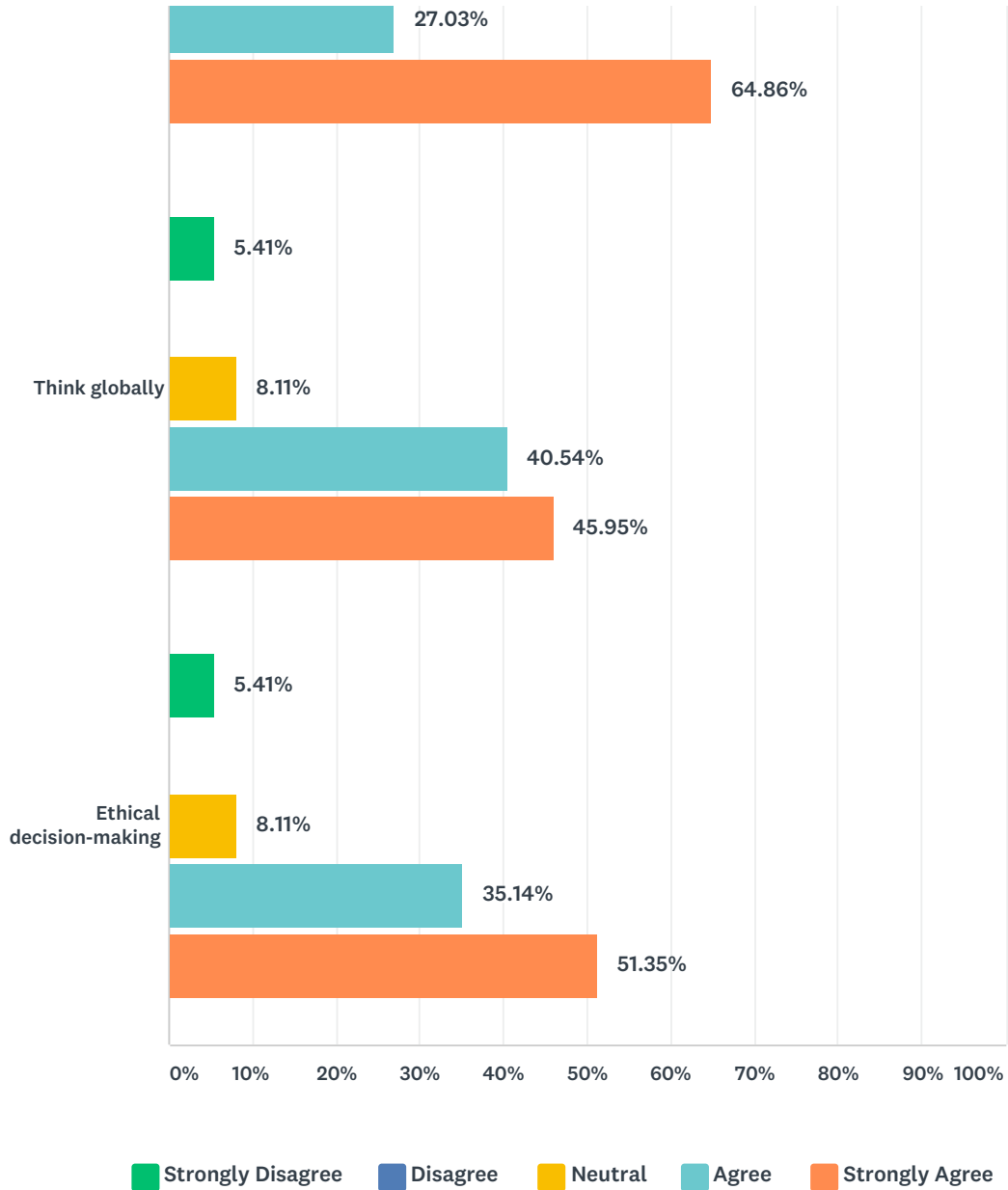
ANSWER CHOICES	RESPONSES	
Bachelor of Science in Business (BSB)	0.00%	0
Bachelor of Arts/Science in Management (BSM/BAM)	0.00%	0
Master of Business Administration (MBA)	0.00%	0
Master of Arts in Management (MAM)	100.00%	37
Master of Science in Information Technology (MSIT)	0.00%	0
TOTAL		37

Q9 My skills have improved in the following areas as a result of my degree

Answered: 37 Skipped: 0



2018 School of Business Graduate Survey



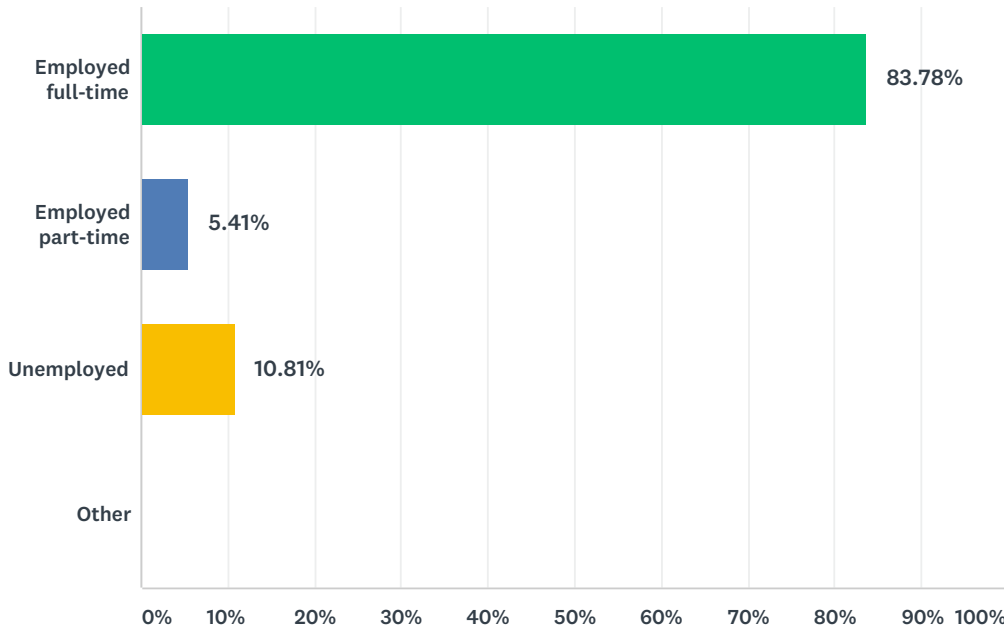
	STRONGLY DISAGREE (1)	DISAGREE (2)	NEUTRAL (3)	AGREE (4)	STRONGLY AGREE (5)	TOTAL
Team Collaboration	5.41% 2	0.00% 0	0.00% 0	54.05% 20	40.54% 15	37
Effective communication	5.41% 2	0.00% 0	0.00% 0	43.24% 16	51.35% 19	37
Problem solving	5.41% 2	0.00% 0	2.70% 1	59.46% 22	32.43% 12	37
Desire to learn continuously	5.41% 2	2.70% 1	0.00% 0	27.03% 10	64.86% 24	37
Think globally	5.41% 2	0.00% 0	8.11% 3	40.54% 15	45.95% 17	37
Ethical decision-making	5.41% 2	0.00% 0	8.11% 3	35.14% 13	51.35% 19	37

2018 School of Business Graduate Survey

BASIC STATISTICS					
	MINIMUM	MAXIMUM	MEDIAN	MEAN	STANDARD DEVIATION
Team Collaboration	1.00	5.00	4.00	4.24	0.91
Effective communication	1.00	5.00	5.00	4.35	0.94
Problem solving	1.00	5.00	4.00	4.14	0.91
Desire to learn continuously	1.00	5.00	5.00	4.43	1.03
Think globally	1.00	5.00	4.00	4.22	0.99
Ethical decision-making	1.00	5.00	5.00	4.27	1.00

Q10 Which one of the following best describes your primary employment status at this time (please check only one box)

Answered: 37 Skipped: 0

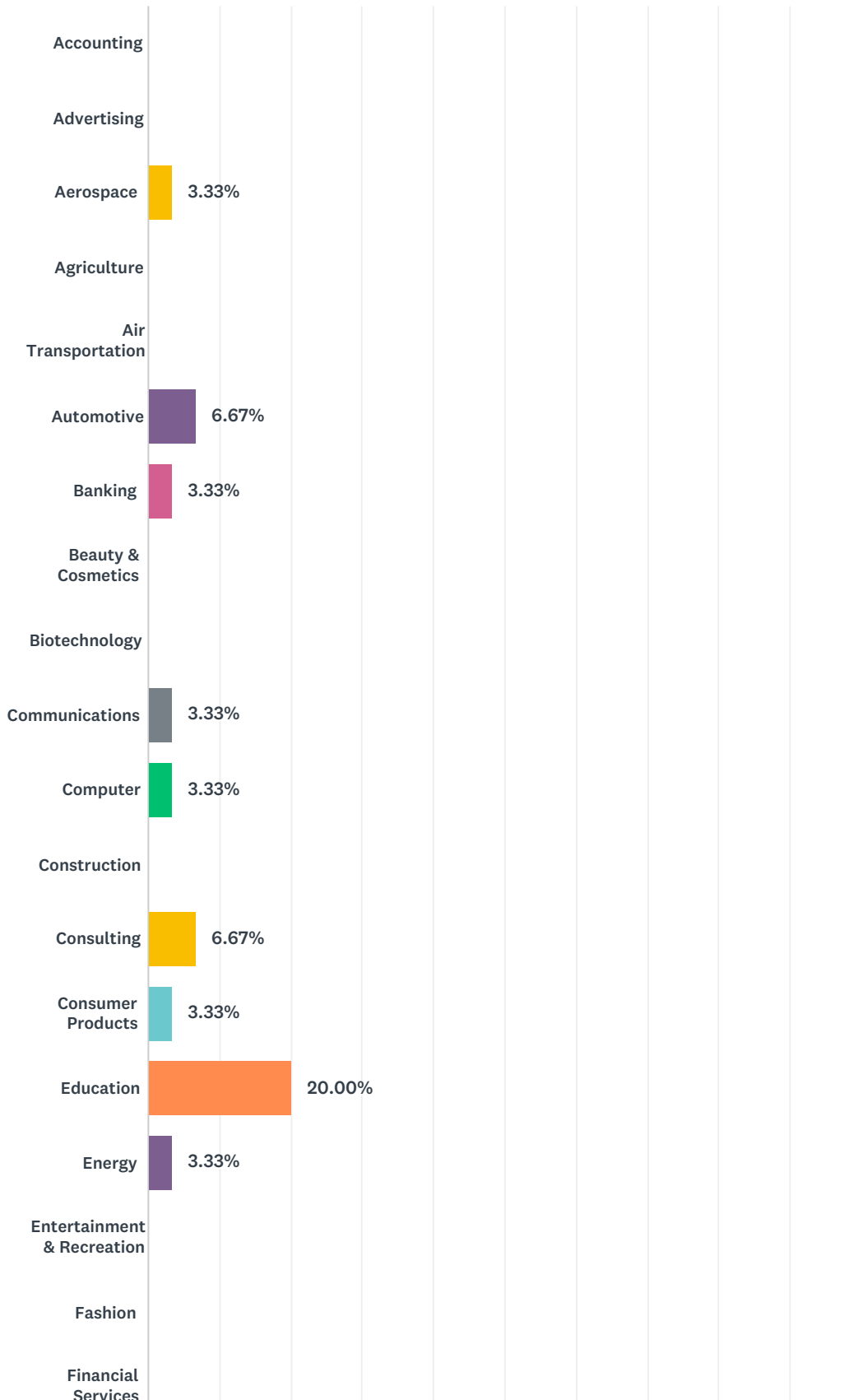


ANSWER CHOICES	RESPONSES	
Employed full-time	83.78%	31
Employed part-time	5.41%	2
Unemployed	10.81%	4
Other	0.00%	0
TOTAL		37

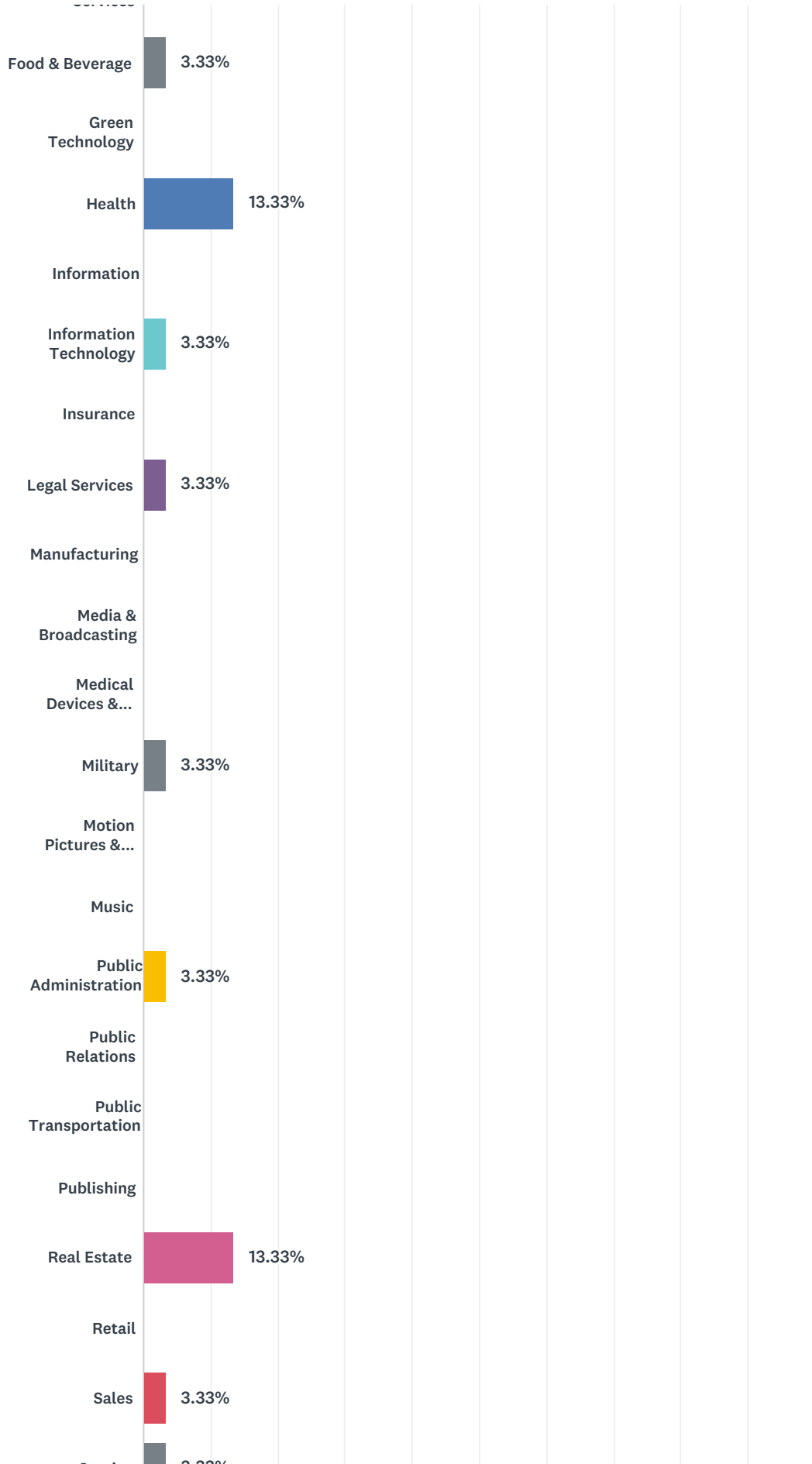
#	IF YOU SELECTED OTHER, PLEASE SPECIFY	DATE
	There are no responses.	

Q11 Which industry are you currently employed in (check all that apply)?

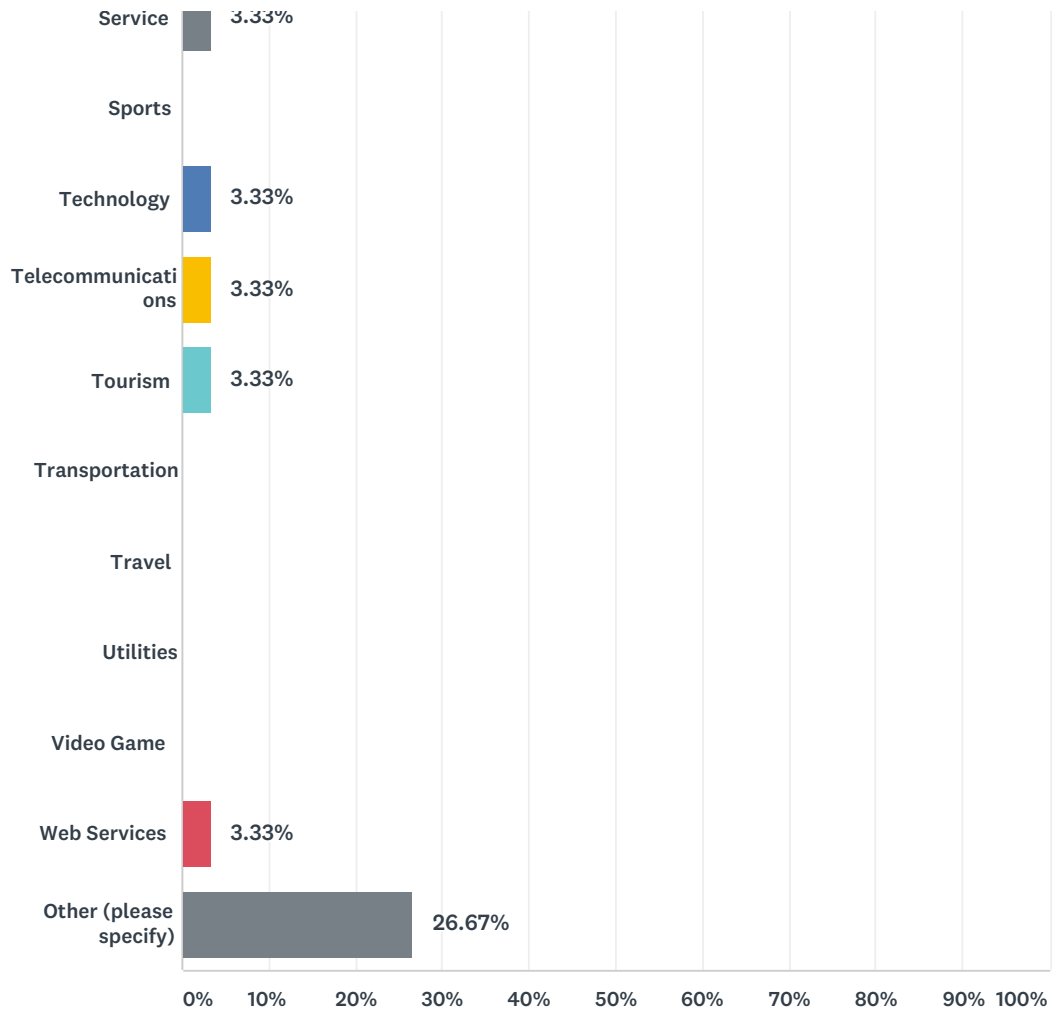
Answered: 30 Skipped: 7



2018 School of Business Graduate Survey



2018 School of Business Graduate Survey



ANSWER CHOICES	RESPONSES
Accounting	0.00% 0
Advertising	0.00% 0
Aerospace	3.33% 1
Agriculture	0.00% 0
Air Transportation	0.00% 0
Automotive	6.67% 2
Banking	3.33% 1
Beauty & Cosmetics	0.00% 0
Biotechnology	0.00% 0
Communications	3.33% 1
Computer	3.33% 1
Construction	0.00% 0
Consulting	6.67% 2
Consumer Products	3.33% 1

2018 School of Business Graduate Survey

Education	20.00%	6
Energy	3.33%	1
Entertainment & Recreation	0.00%	0
Fashion	0.00%	0
Financial Services	0.00%	0
Food & Beverage	3.33%	1
Green Technology	0.00%	0
Health	13.33%	4
Information	0.00%	0
Information Technology	3.33%	1
Insurance	0.00%	0
Legal Services	3.33%	1
Manufacturing	0.00%	0
Media & Broadcasting	0.00%	0
Medical Devices & Supplies	0.00%	0
Military	3.33%	1
Motion Pictures & Video	0.00%	0
Music	0.00%	0
Public Administration	3.33%	1
Public Relations	0.00%	0
Public Transportation	0.00%	0
Publishing	0.00%	0
Real Estate	13.33%	4
Retail	0.00%	0
Sales	3.33%	1
Service	3.33%	1
Sports	0.00%	0
Technology	3.33%	1
Telecommunications	3.33%	1
Tourism	3.33%	1
Transportation	0.00%	0
Travel	0.00%	0
Utilities	0.00%	0
Video Game	0.00%	0

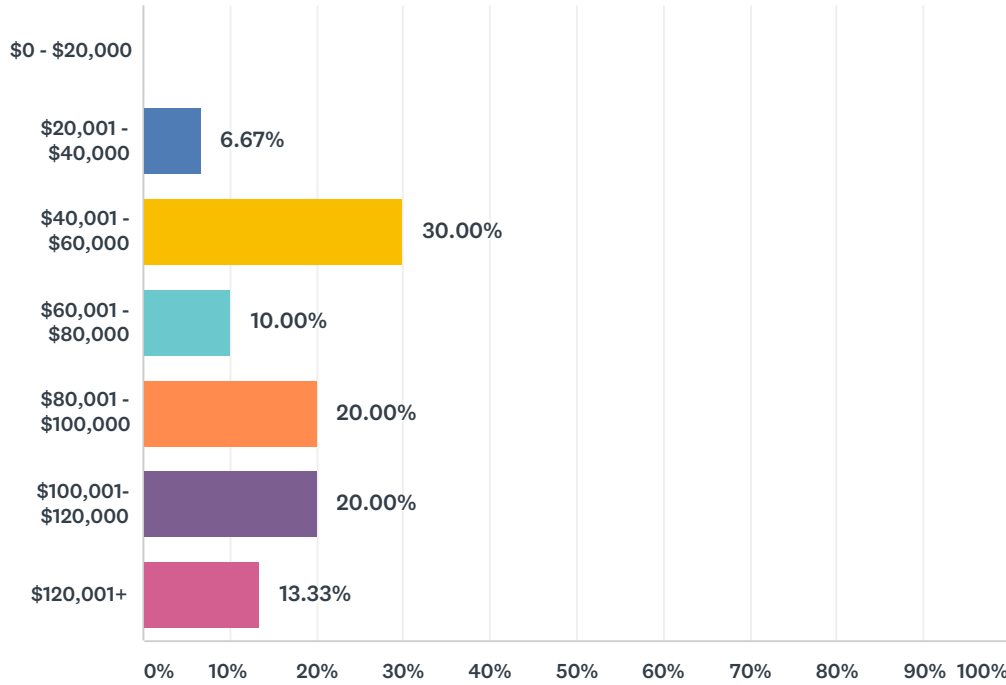
2018 School of Business Graduate Survey

Web Services	3.33%	1
Other (please specify)	26.67%	8
Total Respondents: 30		

#	OTHER (PLEASE SPECIFY)	DATE
1	Hi	4/24/2018 7:47 AM
2	Supply Chain	4/23/2018 8:13 PM
3	Non profit	4/23/2018 7:20 AM
4	Law Enforcement	4/19/2018 10:19 PM
5	Local Government	4/16/2018 7:39 AM
6	Veteran Advocacy	4/16/2018 6:58 AM
7	Environmental	4/16/2018 6:55 AM
8	Property management	4/9/2018 6:58 AM

Q12 What is your current annual salary range?

Answered: 30 Skipped: 7



ANSWER CHOICES	RESPONSES	
\$0 - \$20,000	0.00%	0
\$20,001 - \$40,000	6.67%	2
\$40,001 - \$60,000	30.00%	9
\$60,001 - \$80,000	10.00%	3
\$80,001 - \$100,000	20.00%	6
\$100,001 - \$120,000	20.00%	6
\$120,001+	13.33%	4
TOTAL		30

Q13 What is the name of your current employer?

Answered: 30 Skipped: 7

#	RESPONSES	DATE
1	Silverado	4/25/2018 9:07 PM
2	UCI	4/24/2018 3:24 PM
3	Forest Lawn	4/24/2018 7:47 AM
4	The Home Depot	4/23/2018 8:13 PM
5	The Community College Foundation	4/23/2018 7:20 AM
6	Caltech	4/20/2018 8:53 PM
7	Pinnacle travel services	4/20/2018 10:24 AM
8	Riverside Sheriff	4/19/2018 10:19 PM
9	CSN	4/19/2018 2:38 PM
10	UTAS	4/18/2018 1:25 PM
11	163 California Air National Guard	4/18/2018 10:39 AM
12	Qualcomm	4/18/2018 10:15 AM
13	Healthcare Partners	4/18/2018 10:05 AM
14	California Institute of Technology	4/18/2018 10:02 AM
15	Optima Family Services, Inc.	4/16/2018 1:41 PM
16	Loma Linda university medical center	4/16/2018 12:58 PM
17	County of Riverside	4/16/2018 10:15 AM
18	AFSC	4/16/2018 7:54 AM
19	City of Huntington Beach	4/16/2018 7:39 AM
20	American Legion	4/16/2018 6:58 AM
21	AT&T	4/16/2018 6:55 AM
22	U.S. Naval Hospital Camp Pendleton	4/16/2018 6:50 AM
23	STAR FINANCIAL CORPORATION	4/10/2018 11:33 AM
24	County of San Bernardino	4/9/2018 2:41 PM
25	California of Technology	4/9/2018 8:13 AM
26	Riverside City College	4/9/2018 7:50 AM
27	Tesla	4/9/2018 7:23 AM
28	Alliance Residential Company	4/9/2018 6:58 AM
29	2AM LLC	4/9/2018 5:55 AM
30	County of Riverside	4/9/2018 5:32 AM

Q14 What is your current title?

Answered: 28 Skipped: 9

#	RESPONSES	DATE
1	Senior Human Resources Analyst	4/24/2018 3:24 PM
2	Regional Ssles Manager	4/24/2018 7:47 AM
3	HR Manager	4/23/2018 8:13 PM
4	Development Specialist	4/23/2018 7:20 AM
5	Development Assistant	4/20/2018 8:53 PM
6	Supervisor	4/20/2018 10:24 AM
7	Deputy Sheriff	4/19/2018 10:19 PM
8	Continuous improvement specialist	4/18/2018 1:25 PM
9	Pilot	4/18/2018 10:39 AM
10	Project Manager	4/18/2018 10:15 AM
11	SR. Site administrator	4/18/2018 10:05 AM
12	JCAP Business Operations Manager	4/18/2018 10:02 AM
13	Vice President	4/16/2018 1:41 PM
14	Director	4/16/2018 12:58 PM
15	Senior Real Estate Agent	4/16/2018 10:15 AM
16	Facilitator	4/16/2018 7:54 AM
17	Code Enforcement Officer II	4/16/2018 7:39 AM
18	Service Officer	4/16/2018 6:58 AM
19	Environmentsl Health & Safety Manager	4/16/2018 6:55 AM
20	Health Technician	4/16/2018 6:50 AM
21	OPERATION MANAGEMENT TRAINEE	4/10/2018 11:33 AM
22	Emergency Services Coordinator	4/9/2018 2:41 PM
23	Event Manager	4/9/2018 8:13 AM
24	Instructional Department Specialist	4/9/2018 7:50 AM
25	Service Technician	4/9/2018 7:23 AM
26	Leasing Agent	4/9/2018 6:58 AM
27	Quality Analyst Assistant	4/9/2018 5:55 AM
28	Investigator	4/9/2018 5:32 AM

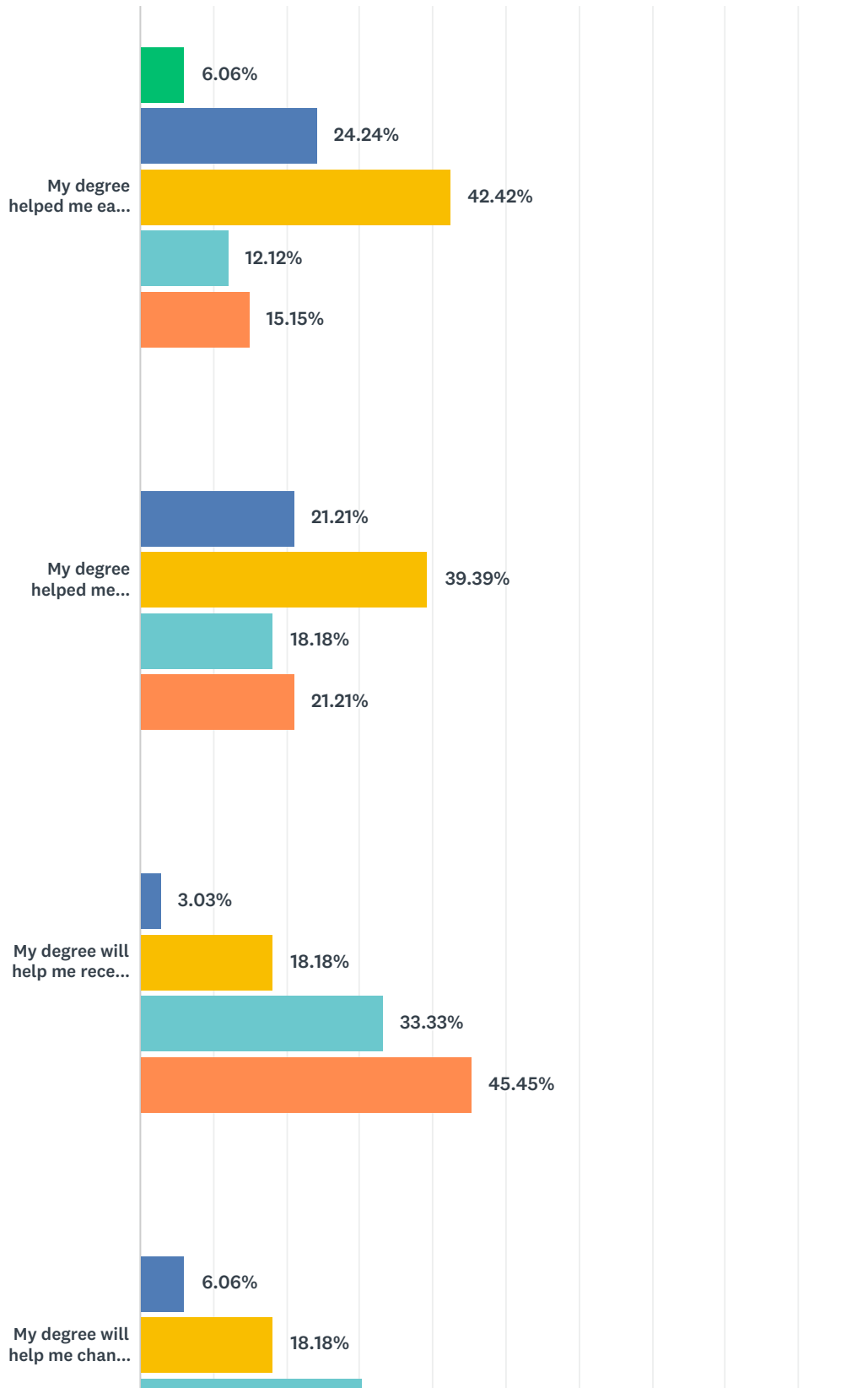
Q15 What is your employer's current email address?

Answered: 20 Skipped: 17

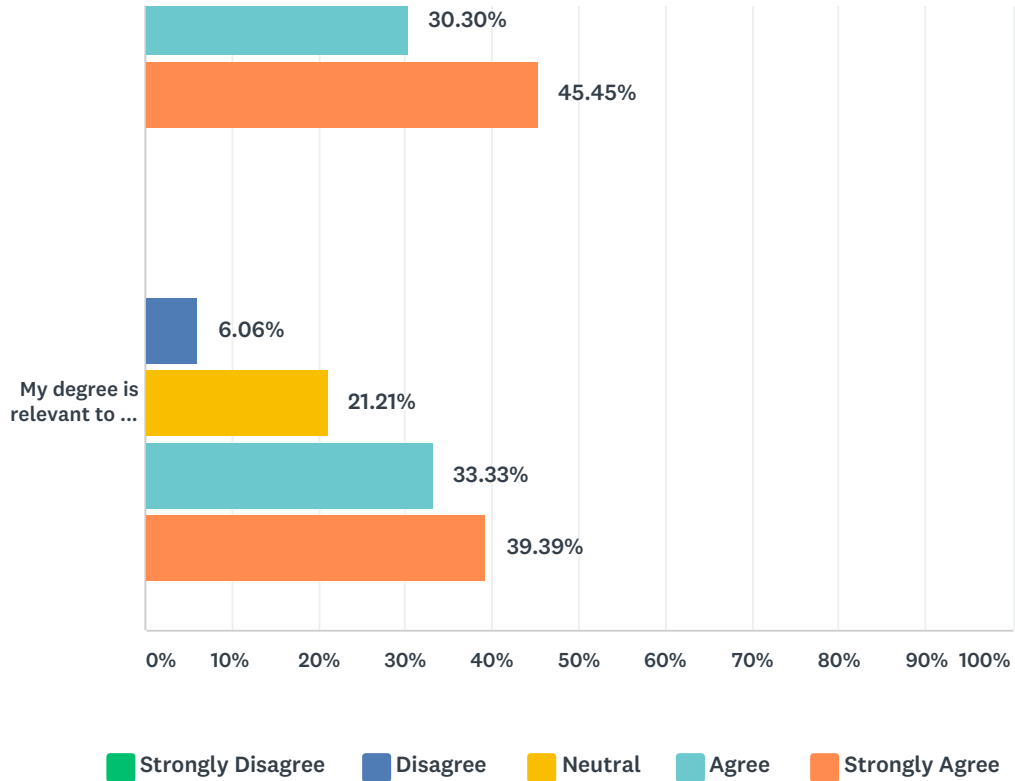
#	RESPONSES	DATE
1	mchiu@forestlawn.com	4/24/2018 7:47 AM
2	Info@ptsla.com	4/20/2018 10:24 AM
3	Gregory.a.gonzalez4.mil@mail.mil	4/18/2018 10:39 AM
4	Coreyc@qualcomm.com	4/18/2018 10:15 AM
5	ikluge@optimafamilyservices.com	4/16/2018 1:41 PM
6	ajnunn@llu.edu	4/16/2018 12:58 PM
7	maribelhyer@gmail.com	4/16/2018 10:15 AM
8	james.edmond75@yahoo.com	4/16/2018 7:54 AM
9	jimmy.hoang@surfcity-hb.org	4/16/2018 7:39 AM
10	marc.jenkins@va.gov	4/16/2018 6:58 AM
11	dh541m@att.com	4/16/2018 6:55 AM
12	Beth.a.michener.civ@mail.mil	4/16/2018 6:50 AM
13	tony@star-banker.com	4/10/2018 11:33 AM
14	Nicholasgmiller302@gmail.com	4/9/2018 2:41 PM
15	mcross@caltech.edu	4/9/2018 8:13 AM
16	Alexis.brucks@rcc.edu	4/9/2018 7:50 AM
17	mimarks@tesla.com	4/9/2018 7:23 AM
18	Thecurrent@allresco.com	4/9/2018 6:58 AM
19	dalia.felix@bmwnaext.com	4/9/2018 5:55 AM
20	aajohnso@riversidesheriff.org	4/9/2018 5:32 AM

Q16 Please indicate your extent of agreement with the following statements

Answered: 33 Skipped: 4



2018 School of Business Graduate Survey

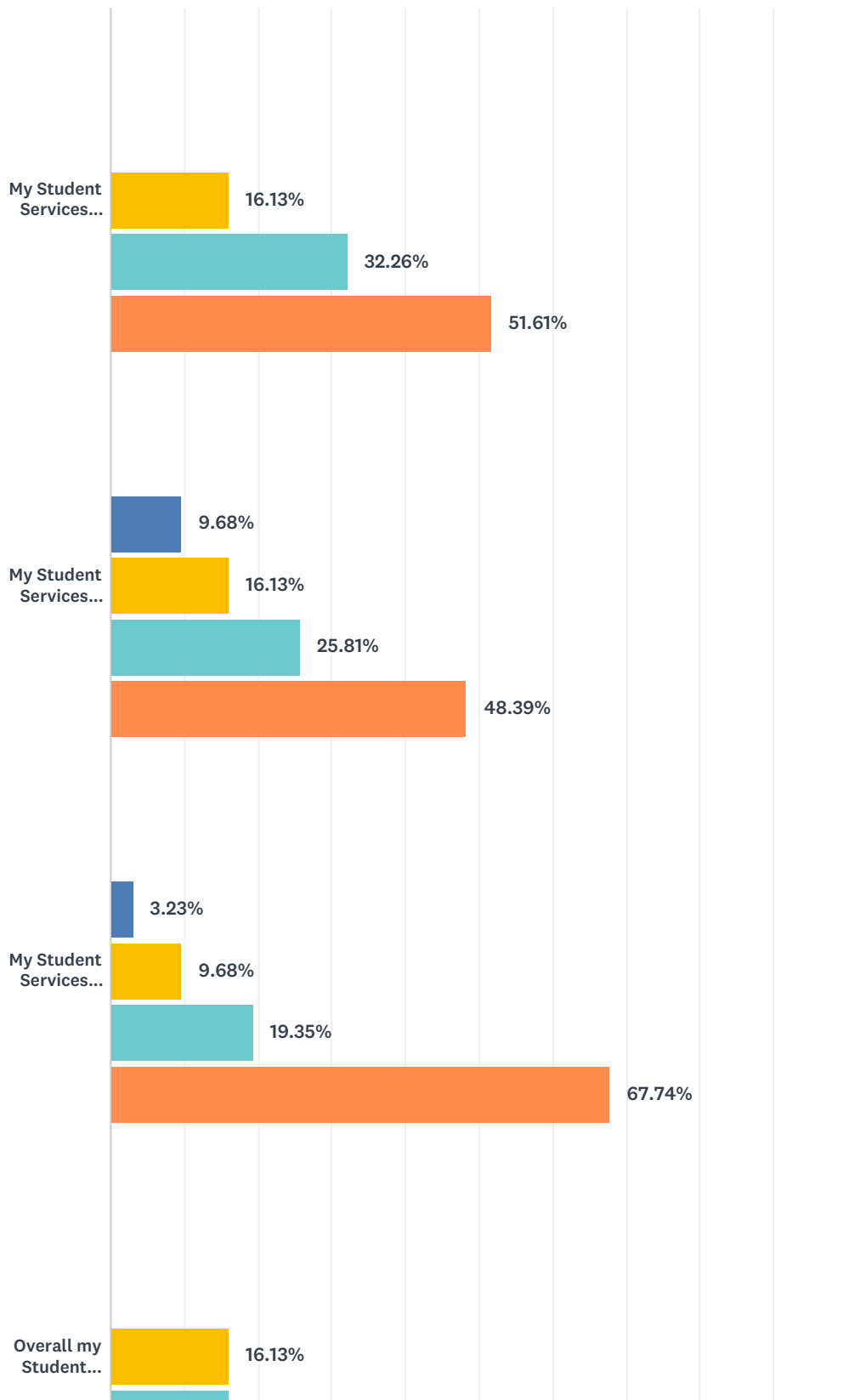


	STRONGLY DISAGREE (1)	DISAGREE (2)	NEUTRAL (3)	AGREE (4)	STRONGLY AGREE (5)	TOTAL
My degree helped me earn a promotion	6.06% 2	24.24% 8	42.42% 14	12.12% 4	15.15% 5	33
My degree helped me change jobs	0.00% 0	21.21% 7	39.39% 13	18.18% 6	21.21% 7	33
My degree will help me receive a promotion within the next 5 years	0.00% 0	3.03% 1	18.18% 6	33.33% 11	45.45% 15	33
My degree will help me change jobs within the next 5 years	0.00% 0	6.06% 2	18.18% 6	30.30% 10	45.45% 15	33
My degree is relevant to my current job	0.00% 0	6.06% 2	21.21% 7	33.33% 11	39.39% 13	33

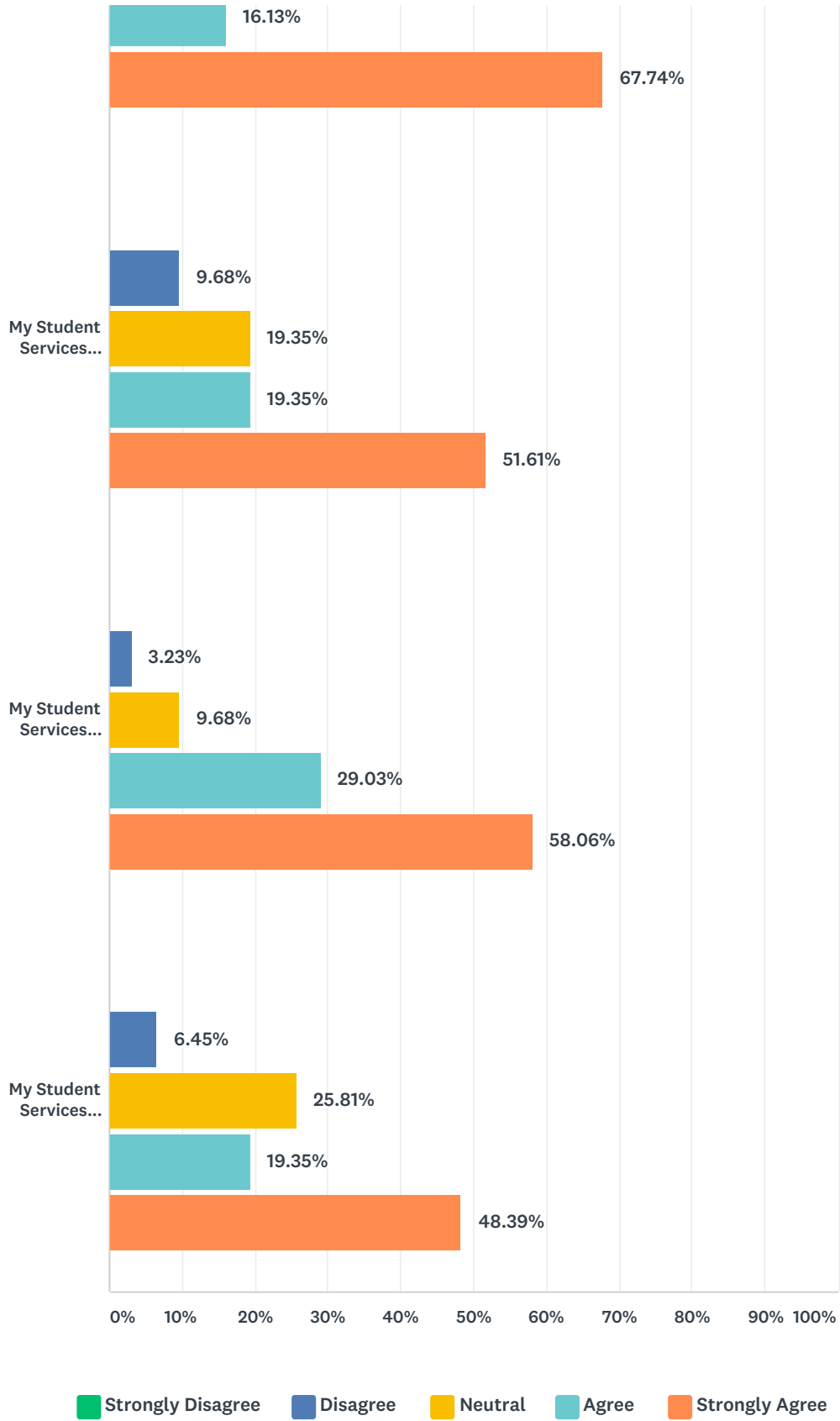
BASIC STATISTICS						
	MINIMUM	MAXIMUM	MEDIAN	MEAN	STANDARD DEVIATION	
My degree helped me earn a promotion	1.00	5.00	3.00	3.06		1.10
My degree helped me change jobs	2.00	5.00	3.00	3.39		1.04
My degree will help me receive a promotion within the next 5 years	2.00	5.00	4.00	4.21		0.84
My degree will help me change jobs within the next 5 years	2.00	5.00	4.00	4.15		0.93
My degree is relevant to my current job	2.00	5.00	4.00	4.06		0.92

Q17 Please indicate your extent of agreement with the following statements

Answered: 31 Skipped: 6



2018 School of Business Graduate Survey



	STRONGLY DISAGREE (1)	DISAGREE (2)	NEUTRAL (3)	AGREE (4)	STRONGLY AGREE (5)	TOTAL
My Student Services Manager was responsive	0.00%	0.00%	16.13%	32.26%	51.61%	31
	0	0	5	10	16	

2018 School of Business Graduate Survey

My Student Services Manager provided effective academic advising	0.00% 0	9.68% 3	16.13% 5	25.81% 8	48.39% 15	31
My Student Services Manager maintained a professional relationship	0.00% 0	3.23% 1	9.68% 3	19.35% 6	67.74% 21	31
Overall my Student Services Manager was supportive of me during the program	0.00% 0	0.00% 0	16.13% 5	16.13% 5	67.74% 21	31
My Student Services Manager provided me with personalized advising	0.00% 0	9.68% 3	19.35% 6	19.35% 6	51.61% 16	31
My Student Services Manager was knowledgeable and available to answer my questions	0.00% 0	3.23% 1	9.68% 3	29.03% 9	58.06% 18	31
My Student Services Manager was instrumental in helping me complete my degree	0.00% 0	6.45% 2	25.81% 8	19.35% 6	48.39% 15	31

BASIC STATISTICS

	MINIMUM	MAXIMUM	MEDIAN	MEAN	STANDARD DEVIATION
My Student Services Manager was responsive	3.00	5.00	5.00	4.35	0.74
My Student Services Manager provided effective academic advising	2.00	5.00	4.00	4.13	1.01
My Student Services Manager maintained a professional relationship	2.00	5.00	5.00	4.52	0.80
Overall my Student Services Manager was supportive of me during the program	3.00	5.00	5.00	4.52	0.76
My Student Services Manager provided me with personalized advising	2.00	5.00	5.00	4.13	1.04
My Student Services Manager was knowledgeable and available to answer my questions	2.00	5.00	5.00	4.42	0.79
My Student Services Manager was instrumental in helping me complete my degree	2.00	5.00	4.00	4.10	1.00

Q18 Please tell us one or two things the School of Business could do to enhance our academic advising services.

Answered: 15 Skipped: 22

#	RESPONSES	DATE
1	The SSM could travel to each campus on a quarterly basis just to check in with students.	4/20/2018 8:55 PM
2	N/A	4/19/2018 10:21 PM
3	Continue to learn from Autumn	4/18/2018 10:41 AM
4	Faster response time and no traveling!	4/18/2018 10:18 AM
5	Offer more networking opportunities	4/18/2018 10:17 AM
6	Set up time on the onset and make connection	4/16/2018 1:02 PM
7	Nothing, it was a great experience	4/16/2018 10:19 AM
8	Provide additional incentives for students to sign up for different programs.	4/16/2018 7:40 AM
9	More networking and classes in San Diego	4/16/2018 7:03 AM
10	N/a	4/16/2018 6:52 AM
11	Offer APA refresher course prior to starting the master's program	4/9/2018 8:16 AM
12	N/A	4/9/2018 7:52 AM
13	career counselling	4/9/2018 7:25 AM
14	More one on one counselors	4/9/2018 7:00 AM
15	Avoid international teachers, only class I did not learn anything.	4/9/2018 5:57 AM

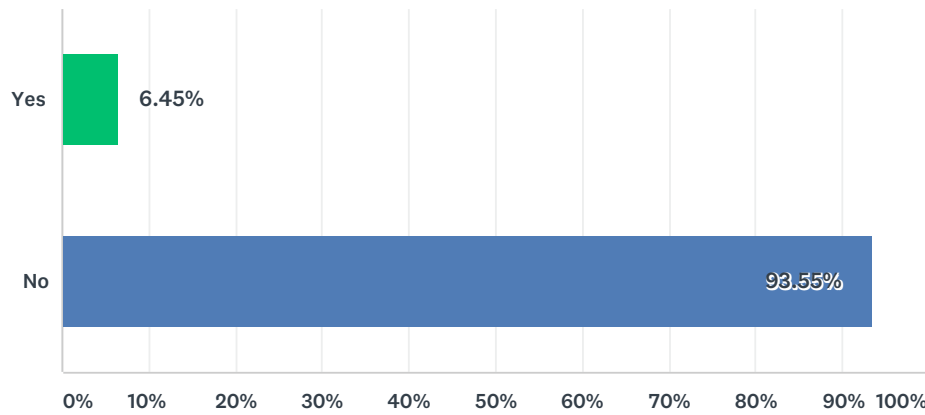
Q19 What was the most beneficial aspect of your academic advising experience?

Answered: 14 Skipped: 23

#	RESPONSES	DATE
1	I was able to apply what I learned at work.	4/24/2018 7:55 AM
2	N/A	4/19/2018 10:21 PM
3	Schedule and course planning and motivation	4/18/2018 10:41 AM
4	Having the resource	4/18/2018 10:18 AM
5	Knowledge of what is needed from me to complete the required program on time	4/18/2018 10:17 AM
6	Sending me the schedule and registering for all my classes	4/16/2018 1:02 PM
7	Everything	4/16/2018 10:19 AM
8	Receiving a quick response to questions or concerns.	4/16/2018 7:40 AM
9	The advising from the director of student services	4/16/2018 7:03 AM
10	Easy access to answer questions and get relevant information	4/16/2018 6:52 AM
11	The empathy and ability to work with students to provide the best schedule for them and any events that may occur during their time at Redlands.	4/9/2018 7:52 AM
12	it was automated	4/9/2018 7:25 AM
13	NA	4/9/2018 7:00 AM
14	She understood the unique needs of working adult students.	4/9/2018 5:34 AM

Q20 Over the course of your program, did you obtain tutoring offered through the University?

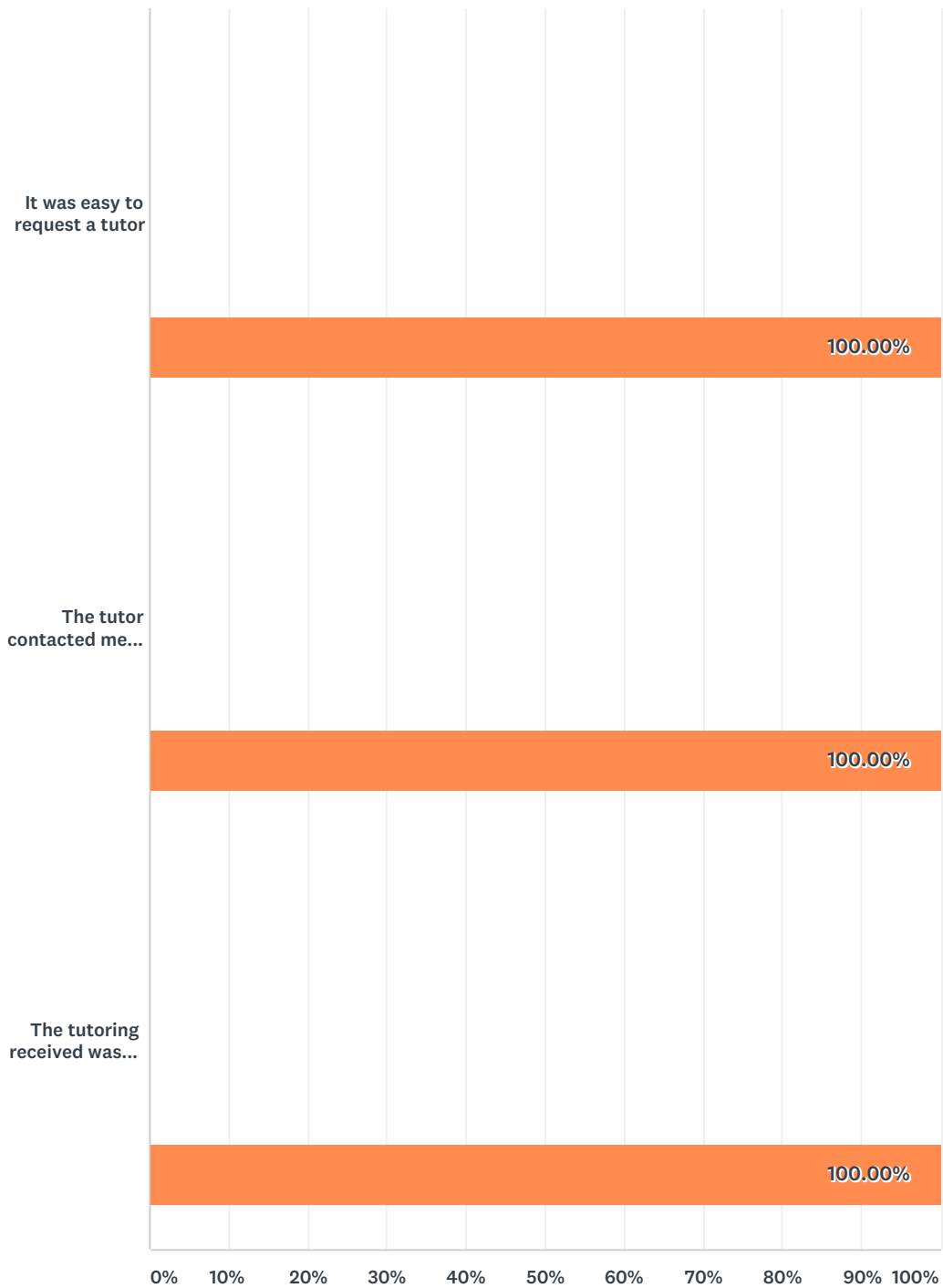
Answered: 31 Skipped: 6



ANSWER CHOICES	RESPONSES	
Yes	6.45%	2
No	93.55%	29
TOTAL		31

Q21 Please indicate your extent of agreement with the following statements regarding tutoring

Answered: 2 Skipped: 35



■ Strongly Disagree
 ■ Disagree
 ■ Neutral
 ■ Agree
 ■ Strongly Agree

	STRONGLY DISAGREE (1)	DISAGREE (2)	NEUTRAL (3)	AGREE (4)	STRONGLY AGREE (5)	TOTAL
--	-----------------------	--------------	-------------	-----------	--------------------	-------

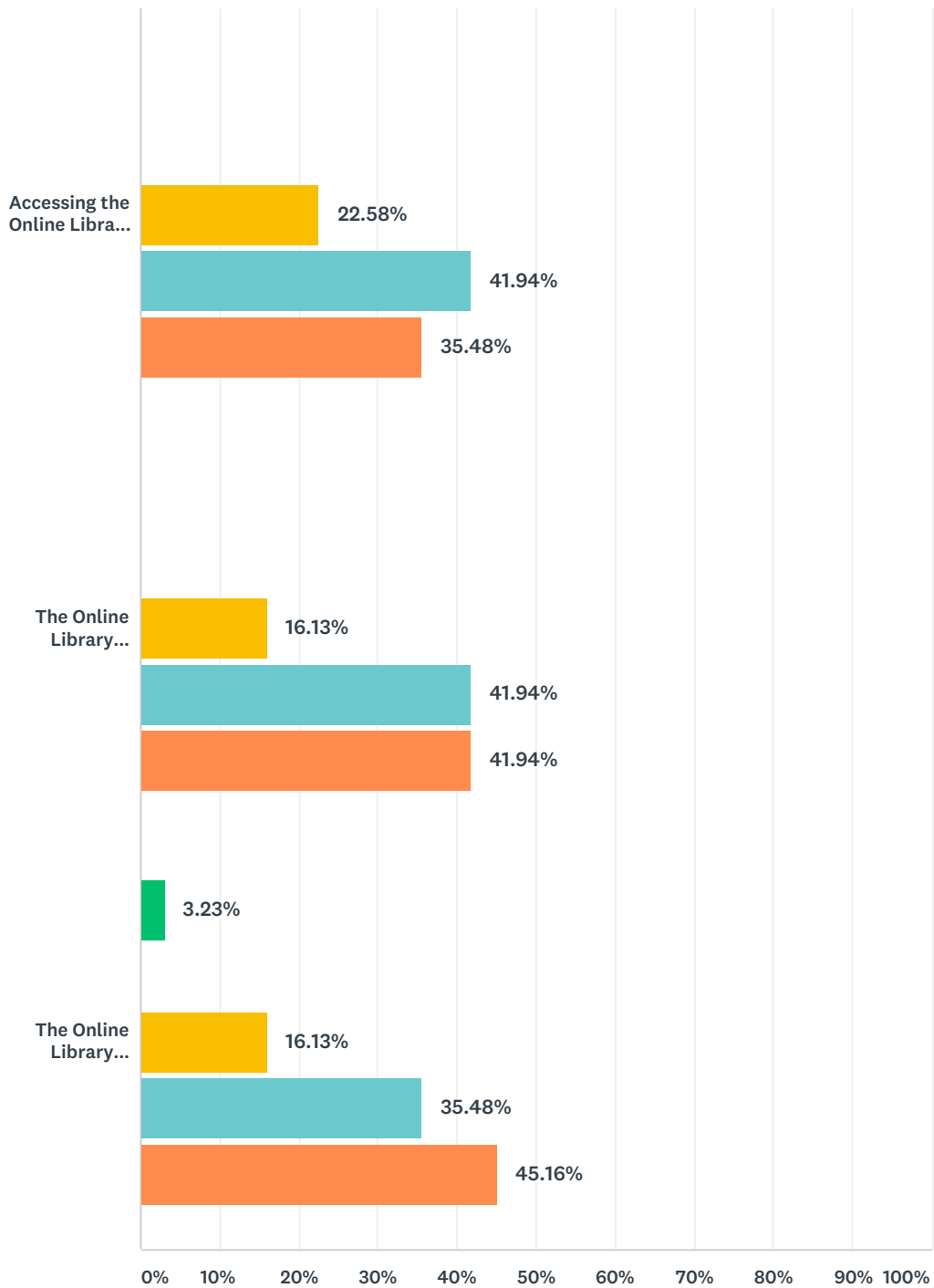
2018 School of Business Graduate Survey

It was easy to request a tutor	0.00%	0.00%	0.00%	0.00%	100.00%	2
	0	0	0	0	2	2
The tutor contacted me in a timely matter	0.00%	0.00%	0.00%	0.00%	100.00%	2
	0	0	0	0	2	2
The tutoring received was effective	0.00%	0.00%	0.00%	0.00%	100.00%	2
	0	0	0	0	2	2

BASIC STATISTICS						
	MINIMUM	MAXIMUM	MEDIAN	MEAN	STANDARD DEVIATION	
It was easy to request a tutor	5.00	5.00	5.00	5.00	0.00	
The tutor contacted me in a timely matter	5.00	5.00	5.00	5.00	0.00	
The tutoring received was effective	5.00	5.00	5.00	5.00	0.00	

Q22 Please indicate your extent of agreement with the following statements regarding our Online Library Resources

Answered: 31 Skipped: 6



■ Strongly Disagree
 ■ Disagree
 ■ Neutral
 ■ Agree
 ■ Strongly Agree

	STRONGLY DIAGREE (1)	DISAGREE (2)	NEUTRAL (3)	AGREE (4)	STRONGLY AGREE (5)	TOTAL
--	-------------------------	-----------------	----------------	--------------	-----------------------	-------

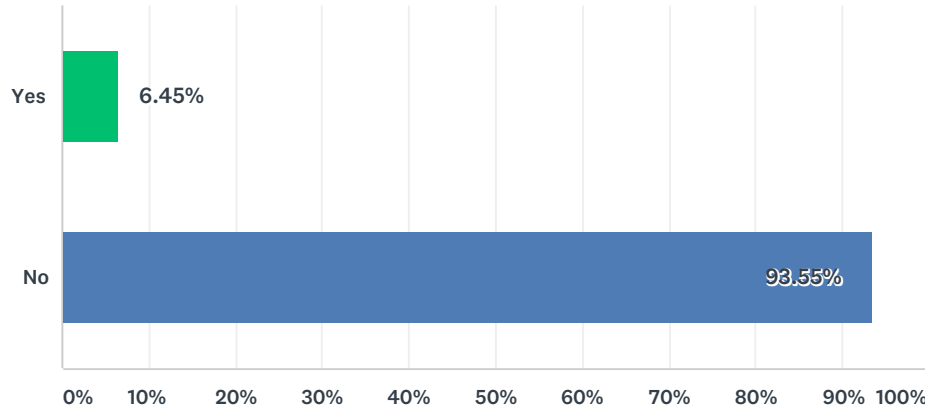
2018 School of Business Graduate Survey

Accessing the Online Library Resources was easy	0.00% 0	0.00% 0	22.58% 7	41.94% 13	35.48% 11	31
The Online Library Resources available were useful	0.00% 0	0.00% 0	16.13% 5	41.94% 13	41.94% 13	31
The Online Library Resources were important to my academic success	3.23% 1	0.00% 0	16.13% 5	35.48% 11	45.16% 14	31

BASIC STATISTICS						
	MINIMUM	MAXIMUM	MEDIAN	MEAN	STANDARD DEVIATION	
Accessing the Online Library Resources was easy	3.00	5.00	4.00	4.13		0.75
The Online Library Resources available were useful	3.00	5.00	4.00	4.26		0.72
The Online Library Resources were important to my academic success	1.00	5.00	4.00	4.19		0.93

Q23 Did you participate in the Quantitative (Math) Workshop?

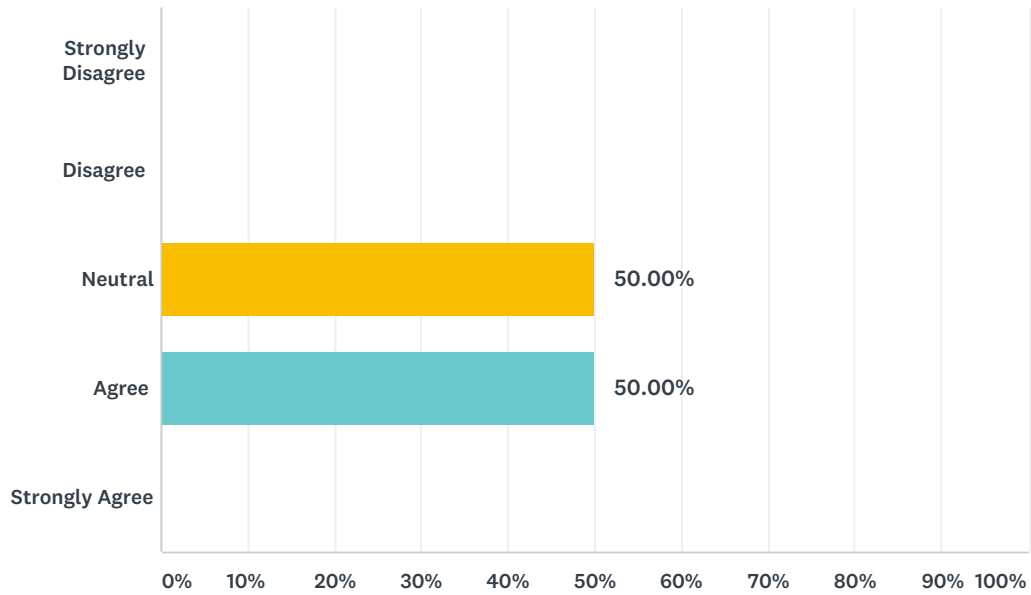
Answered: 31 Skipped: 6



ANSWER CHOICES	RESPONSES	
Yes	6.45%	2
No	93.55%	29
TOTAL		31

Q24 I was satisfied with the Quantitative (Math) Workshop)

Answered: 2 Skipped: 35

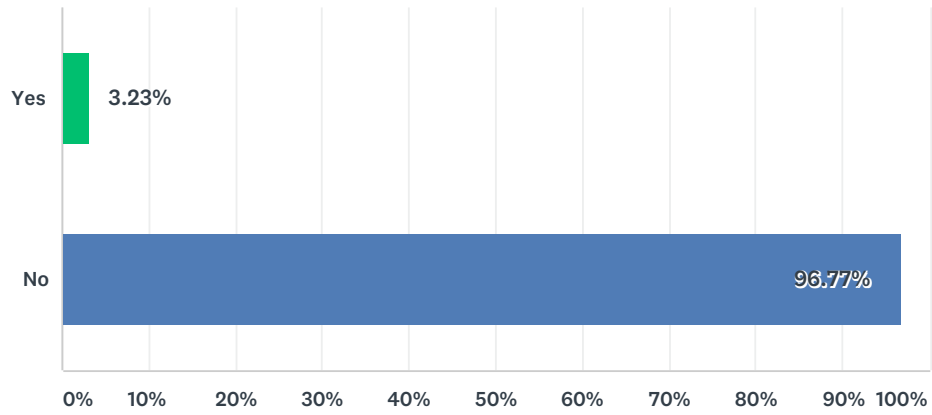


ANSWER CHOICES	RESPONSES	
Strongly Disagree (1)	0.00%	0
Disagree (2)	0.00%	0
Neutral (3)	50.00%	1
Agree (4)	50.00%	1
Strongly Agree (5)	0.00%	0
TOTAL		2

BASIC STATISTICS				
Minimum	Maximum	Median	Mean	Standard Deviation
3.00	4.00	3.50	3.50	0.50

Q25 Did you participate in the Qualitative (English/Writing) Workshop?

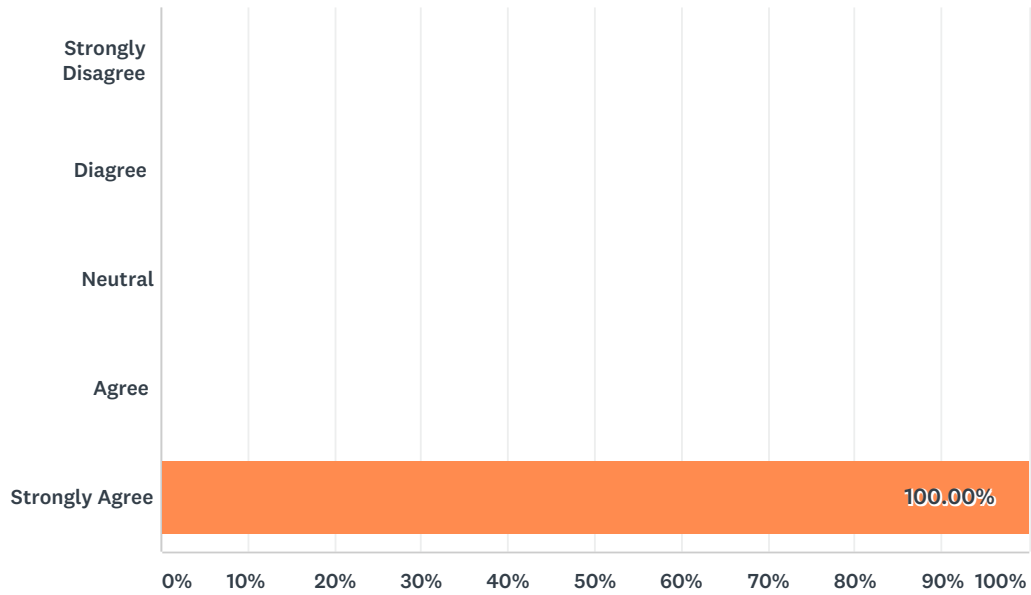
Answered: 31 Skipped: 6



ANSWER CHOICES	RESPONSES	
Yes	3.23%	1
No	96.77%	30
TOTAL		31

Q26 I was satisfied with the Qualitative (English/Writing) Workshop

Answered: 1 Skipped: 36

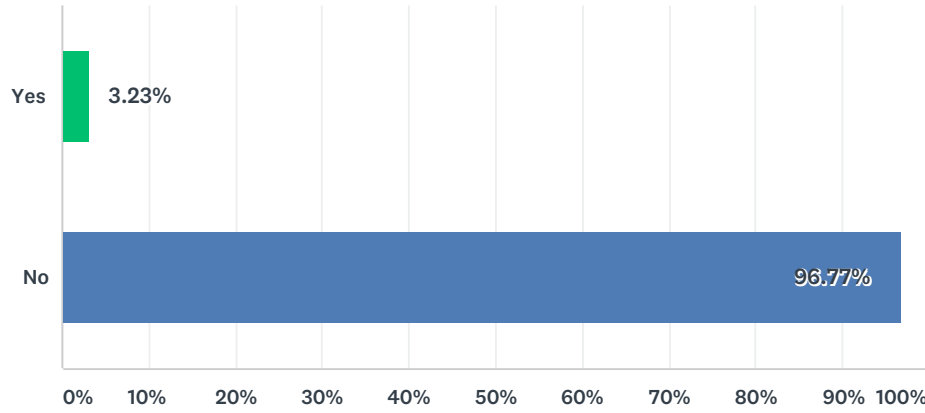


ANSWER CHOICES	RESPONSES	
Strongly Disagree (1)	0.00%	0
Disagree (2)	0.00%	0
Neutral (3)	0.00%	0
Agree (4)	0.00%	0
Strongly Agree (5)	100.00%	1
TOTAL		1

BASIC STATISTICS				
Minimum	Maximum	Median	Mean	Standard Deviation
5.00	5.00	5.00	5.00	0.00

Q27 Did you participate in the Mentor Program?

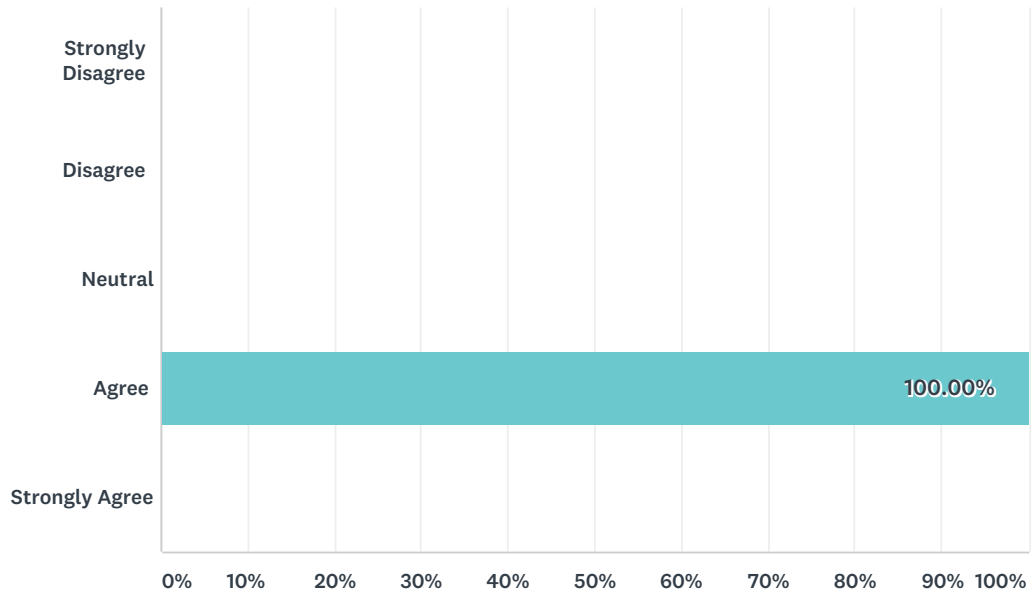
Answered: 31 Skipped: 6



ANSWER CHOICES	RESPONSES	
Yes	3.23%	1
No	96.77%	30
TOTAL		31

Q28 I was satisfied with the Mentor Program

Answered: 1 Skipped: 36

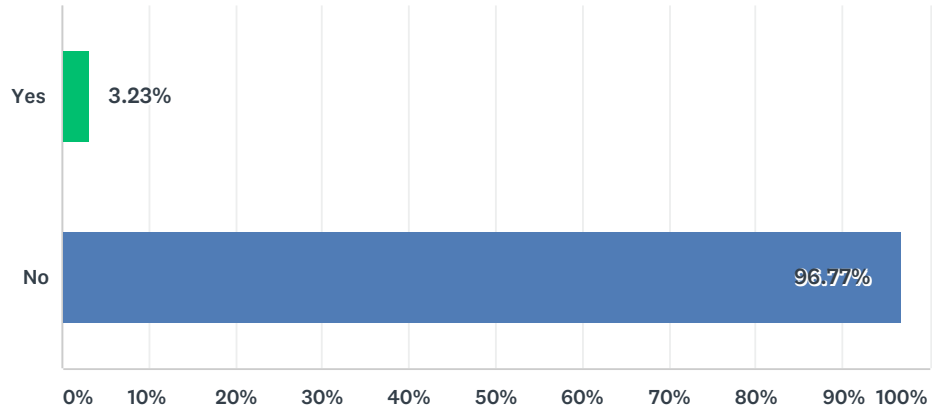


ANSWER CHOICES	RESPONSES	
Strongly Disagree (1)	0.00%	0
Disagree (2)	0.00%	0
Neutral (3)	0.00%	0
Agree (4)	100.00%	1
Strongly Agree (5)	0.00%	0
TOTAL		1

BASIC STATISTICS				
Minimum	Maximum	Median	Mean	Standard Deviation
4.00	4.00	4.00	4.00	0.00

Q29 Did you use Disability Services?

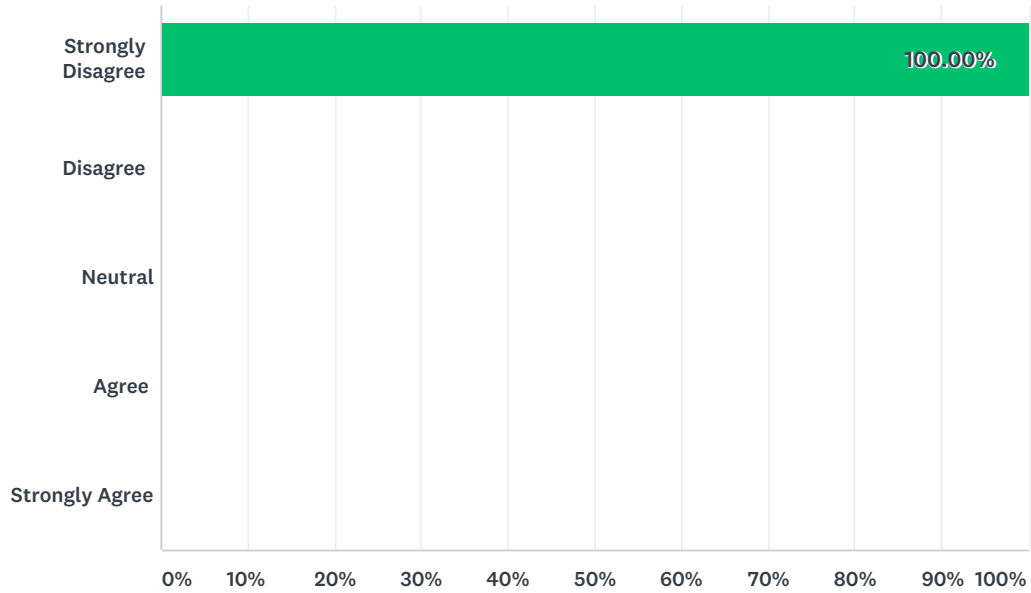
Answered: 31 Skipped: 6



ANSWER CHOICES	RESPONSES	
Yes	3.23%	1
No	96.77%	30
TOTAL		31

Q30 I was satisfied with Disability Services

Answered: 1 Skipped: 36

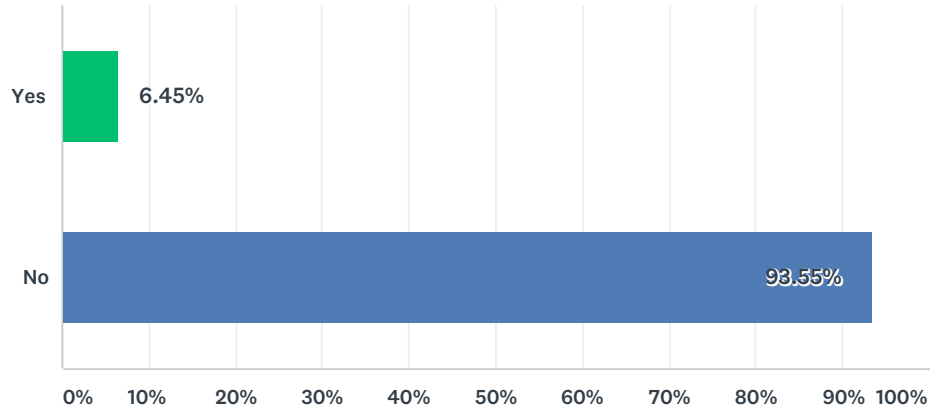


ANSWER CHOICES	RESPONSES	
Strongly Disagree (1)	100.00%	1
Disagree (2)	0.00%	0
Neutral (3)	0.00%	0
Agree (4)	0.00%	0
Strongly Agree (5)	0.00%	0
TOTAL		1

BASIC STATISTICS				
Minimum	Maximum	Median	Mean	Standard Deviation
1.00	1.00	1.00	1.00	0.00

Q31 Did you participate in Study Abroad?

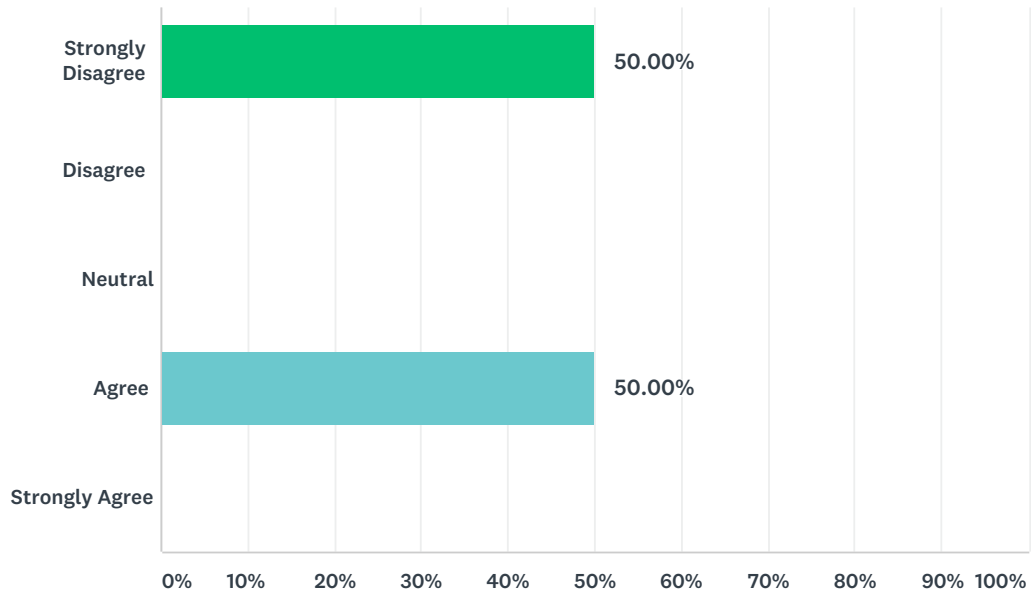
Answered: 31 Skipped: 6



ANSWER CHOICES	RESPONSES	
Yes	6.45%	2
No	93.55%	29
TOTAL		31

Q32 I was satisfied with my Study Abroad trip

Answered: 2 Skipped: 35

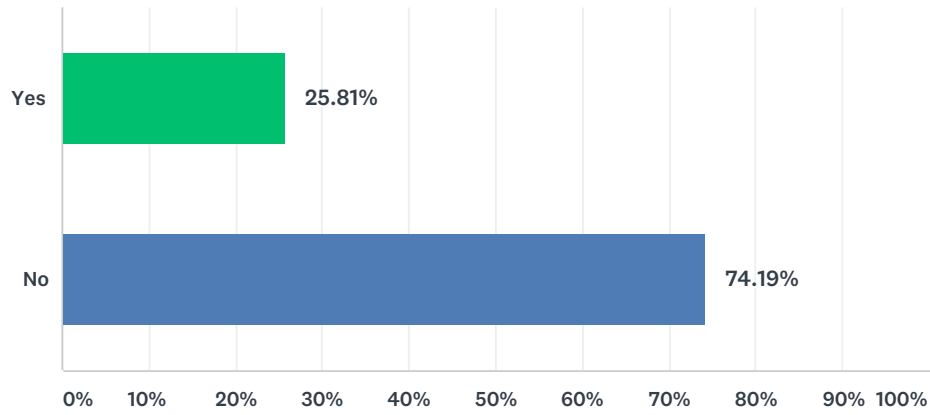


ANSWER CHOICES	RESPONSES	
Strongly Disagree (1)	50.00%	1
Disagree (2)	0.00%	0
Neutral (3)	0.00%	0
Agree (4)	50.00%	1
Strongly Agree (5)	0.00%	0
TOTAL		2

BASIC STATISTICS				
Minimum	Maximum	Median	Mean	Standard Deviation
1.00	4.00	2.50	2.50	1.50

Q33 Did you attend any speaking events while at University of Redlands?

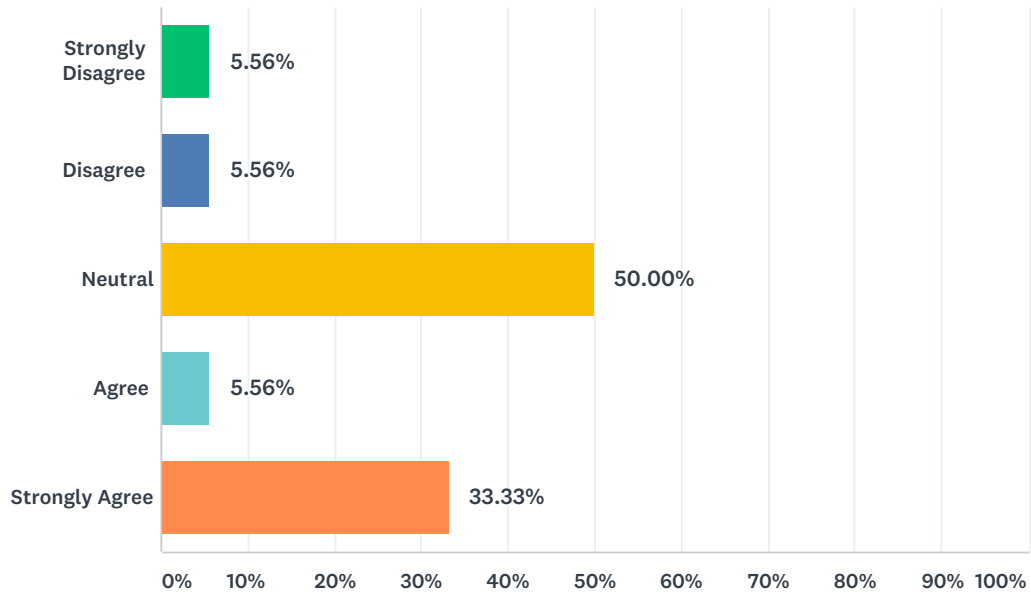
Answered: 31 Skipped: 6



ANSWER CHOICES	RESPONSES	
Yes	25.81%	8
No	74.19%	23
TOTAL		31

Q34 I was satisfied with the speaking events

Answered: 18 Skipped: 19

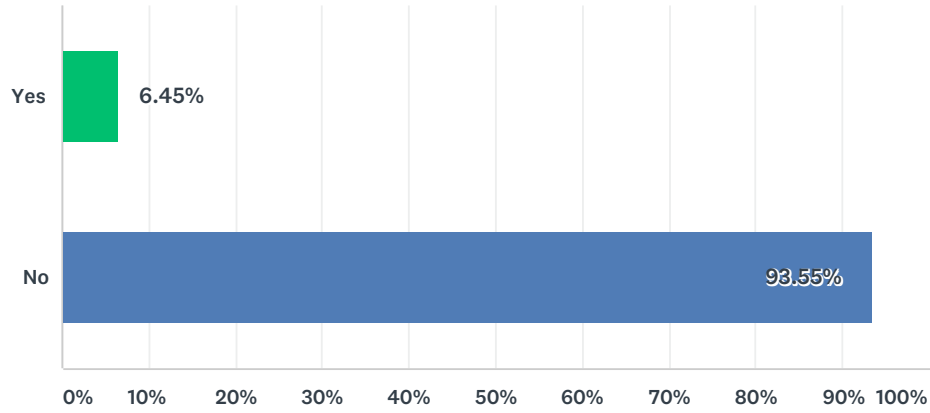


ANSWER CHOICES	RESPONSES	
Strongly Disagree (1)	5.56%	1
Disagree (2)	5.56%	1
Neutral (3)	50.00%	9
Agree (4)	5.56%	1
Strongly Agree (5)	33.33%	6
TOTAL		18

BASIC STATISTICS				
Minimum	Maximum	Median	Mean	Standard Deviation
1.00	5.00	3.00	3.56	1.17

Q35 Did you use Professional Development (Career Services)

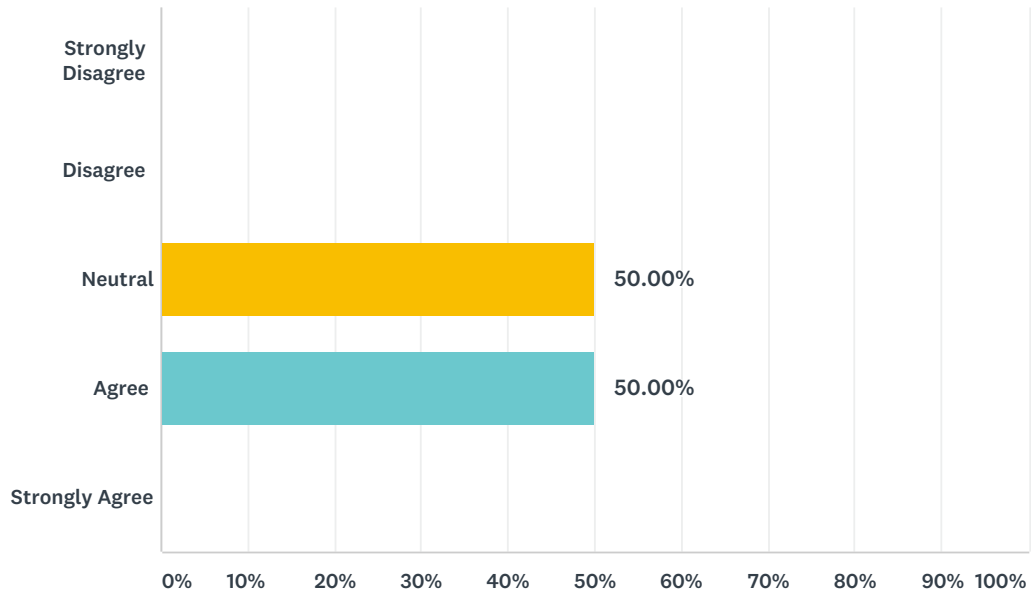
Answered: 31 Skipped: 6



ANSWER CHOICES	RESPONSES	
Yes	6.45%	2
No	93.55%	29
TOTAL		31

Q36 I was satisfied with the Professional Development (Career Services)

Answered: 2 Skipped: 35

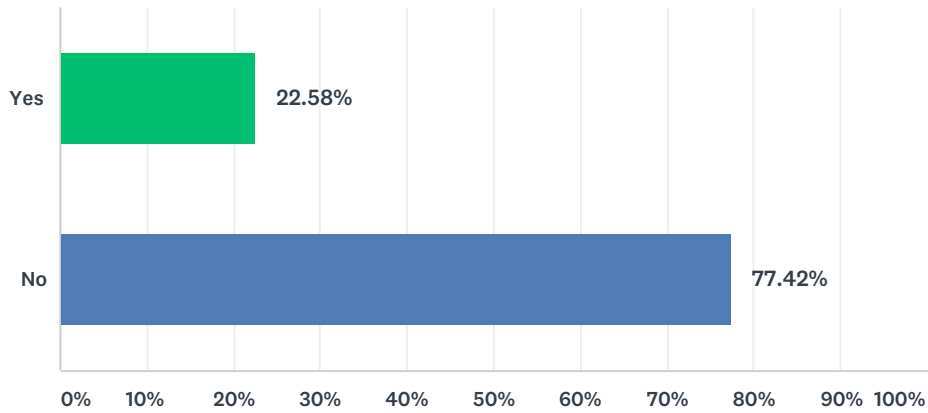


ANSWER CHOICES	RESPONSES	
Strongly Disagree (1)	0.00%	0
Disagree (2)	0.00%	0
Neutral (3)	50.00%	1
Agree (4)	50.00%	1
Strongly Agree (5)	0.00%	0
TOTAL		2

BASIC STATISTICS				
Minimum	Maximum	Median	Mean	Standard Deviation
3.00	4.00	3.50	3.50	0.50

Q37 Are you currently receiving educational benefits through the military?

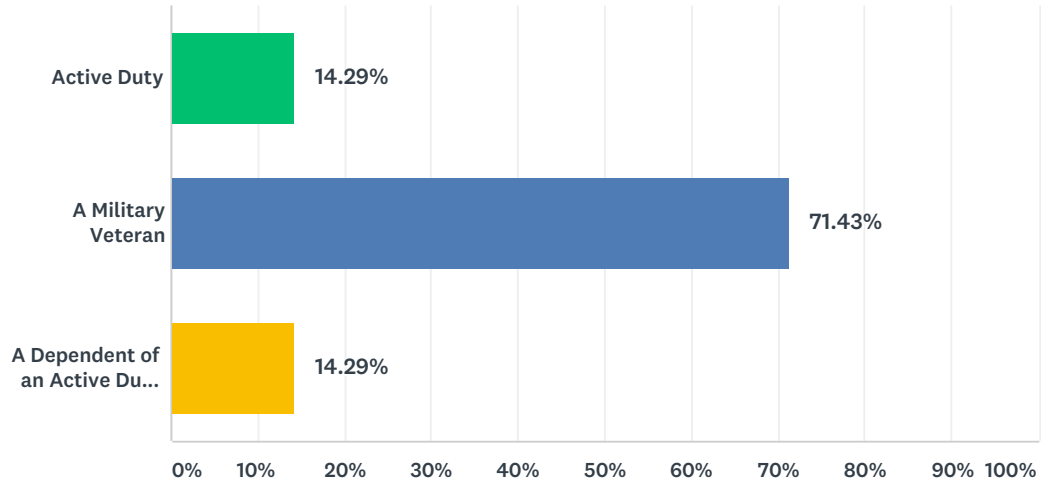
Answered: 31 Skipped: 6



ANSWER CHOICES	RESPONSES	
Yes	22.58%	7
No	77.42%	24
TOTAL		31

Q38 I am...

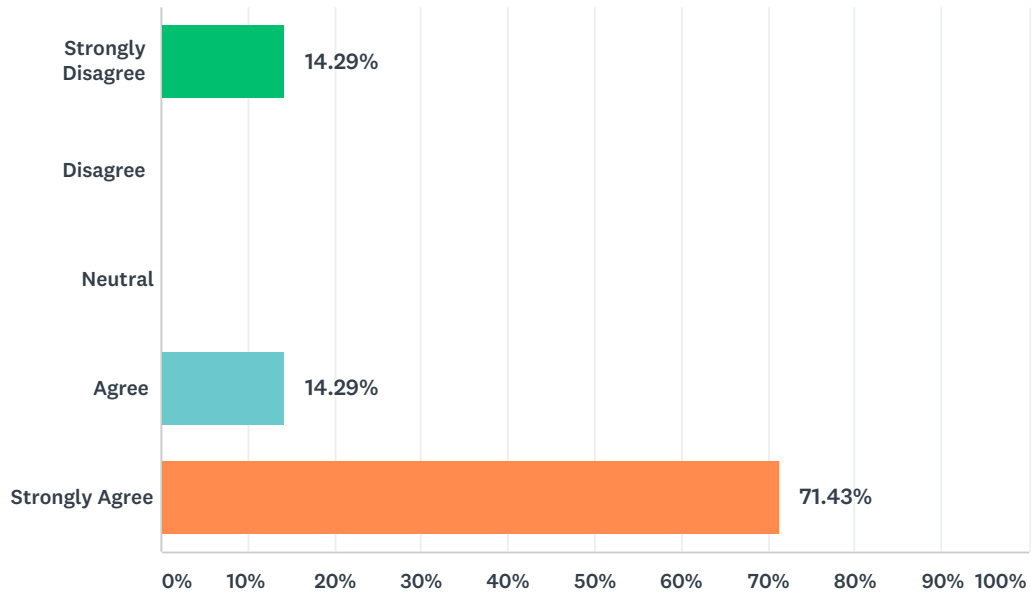
Answered: 7 Skipped: 30



ANSWER CHOICES	RESPONSES	
Active Duty	14.29%	1
A Military Veteran	71.43%	5
A Dependent of an Active Duty or Military Veteran	14.29%	1
TOTAL		7

Q39 I was satisfied with Veteran Services at University of Redlands

Answered: 7 Skipped: 30

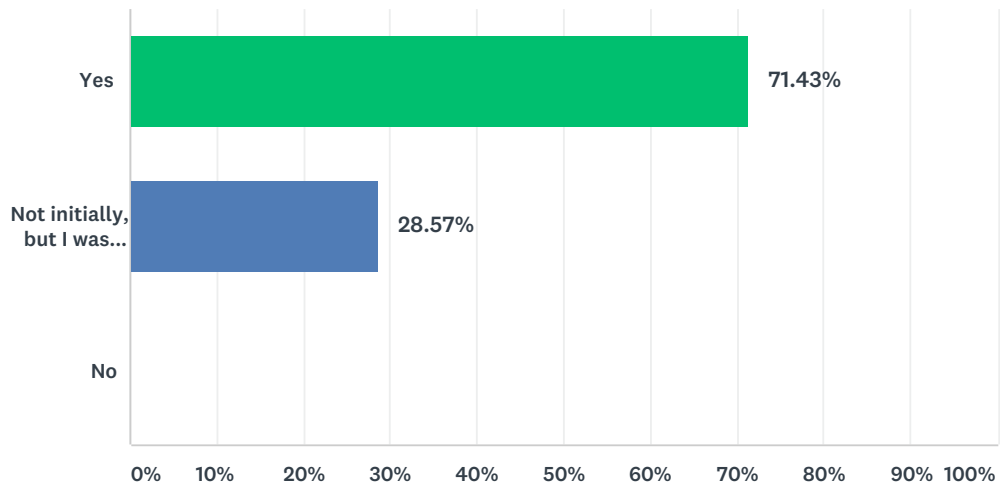


ANSWER CHOICES	RESPONSES	
Strongly Disagree (1)	14.29%	1
Disagree (2)	0.00%	0
Neutral (3)	0.00%	0
Agree (4)	14.29%	1
Strongly Agree (5)	71.43%	5
TOTAL		7

BASIC STATISTICS				
Minimum	Maximum	Median	Mean	Standard Deviation
1.00	5.00	5.00	4.29	1.39

Q40 When you had questions about your VA benefits, did you know whom to contact?

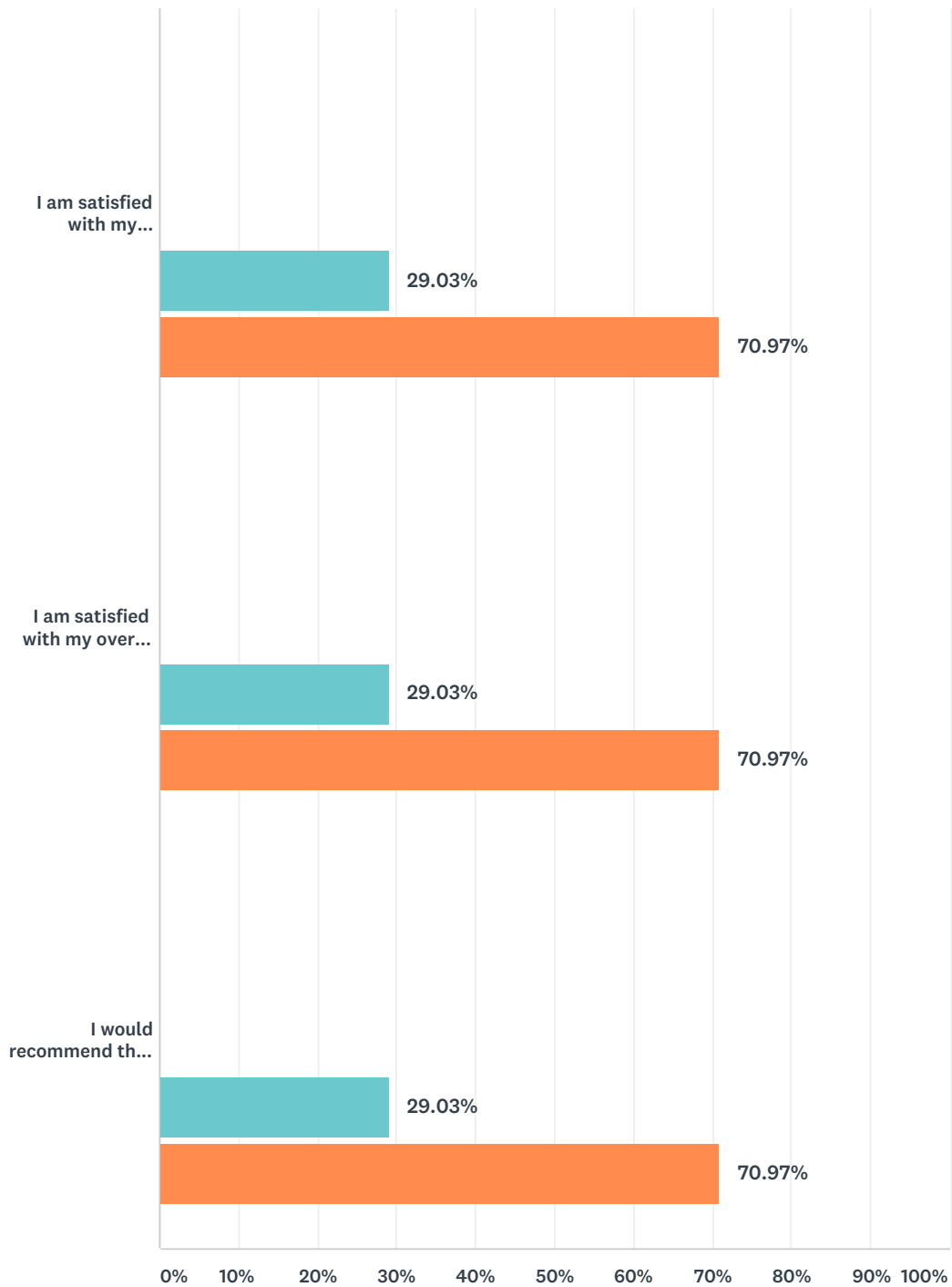
Answered: 7 Skipped: 30



ANSWER CHOICES	RESPONSES	
Yes	71.43%	5
Not initially, but I was directed to the correct contact	28.57%	2
No	0.00%	0
TOTAL		7

Q41 Please indicate to what extent you agree with the following statement

Answered: 31 Skipped: 6



■ Strongly Disagree
 ■ Disagree
 ■ Neutral
 ■ Agree
 ■ Strongly Agree

	STRONGLY DISAGREE (1)	DISAGREE (2)	NEUTRAL (3)	AGREE (4)	STRONGLY AGREE (5)	TOTAL
--	-----------------------	--------------	-------------	-----------	--------------------	-------

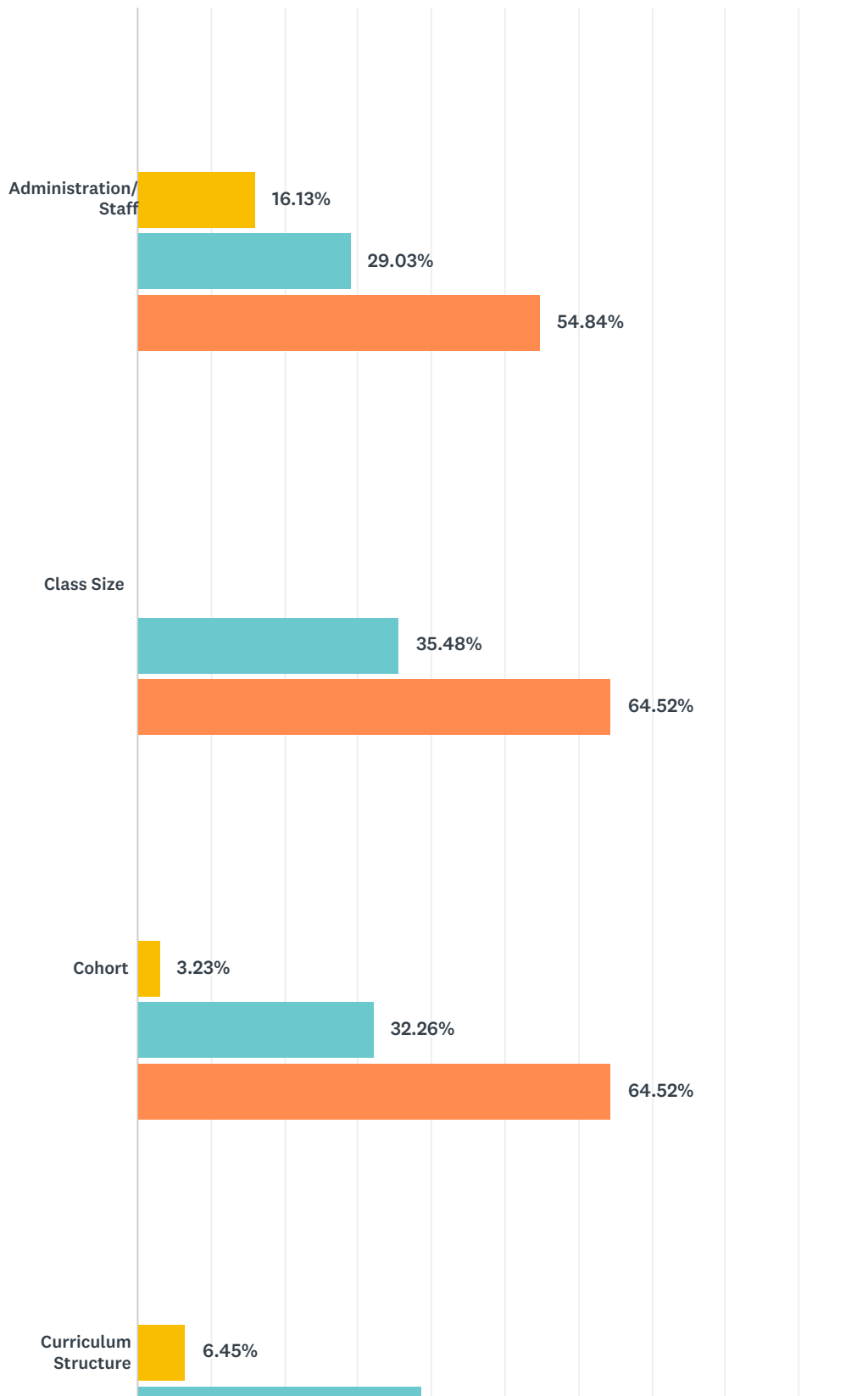
2018 School of Business Graduate Survey

I am satisfied with my decision to attend the University of Redlands School of Business	0.00% 0	0.00% 0	0.00% 0	29.03% 9	70.97% 22	31
I am satisfied with my overall experience attending the University of Redlands School of Business	0.00% 0	0.00% 0	0.00% 0	29.03% 9	70.97% 22	31
I would recommend the University of Redlands School of Business to a friend or acquaintance	0.00% 0	0.00% 0	0.00% 0	29.03% 9	70.97% 22	31

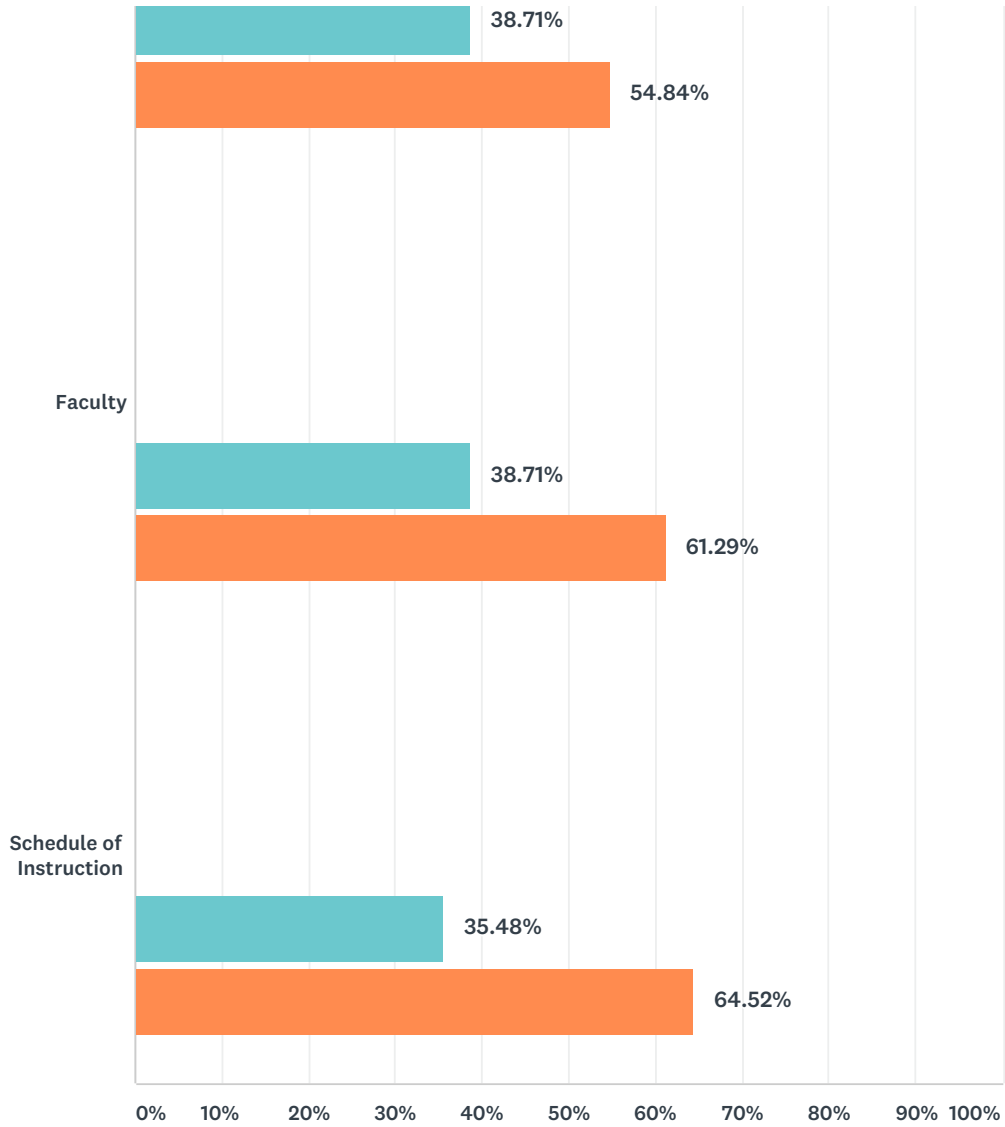
BASIC STATISTICS						
	MINIMUM	MAXIMUM	MEDIAN	MEAN	STANDARD DEVIATION	
I am satisfied with my decision to attend the University of Redlands School of Business	4.00	5.00	5.00	4.71	0.45	
I am satisfied with my overall experience attending the University of Redlands School of Business	4.00	5.00	5.00	4.71	0.45	
I would recommend the University of Redlands School of Business to a friend or acquaintance	4.00	5.00	5.00	4.71	0.45	

Q42 The following contributed to my success at the University of Redlands School of Business

Answered: 31 Skipped: 6



2018 School of Business Graduate Survey



■ Strongly Disagree
 ■ Disagree
 ■ Neutral
 ■ Agree
 ■ Strongly Agree

	STRONGLY DISAGREE (1)	DISAGREE (2)	NEUTRAL (3)	AGREE (4)	STRONGLY AGREE (5)	TOTAL
Administration/Staff	0.00% 0	0.00% 0	16.13% 5	29.03% 9	54.84% 17	31
Class Size	0.00% 0	0.00% 0	0.00% 0	35.48% 11	64.52% 20	31
Cohort	0.00% 0	0.00% 0	3.23% 1	32.26% 10	64.52% 20	31
Curriculum Structure	0.00% 0	0.00% 0	6.45% 2	38.71% 12	54.84% 17	31
Faculty	0.00% 0	0.00% 0	0.00% 0	38.71% 12	61.29% 19	31
Schedule of Instruction	0.00% 0	0.00% 0	0.00% 0	35.48% 11	64.52% 20	31

2018 School of Business Graduate Survey

BASIC STATISTICS					
	MINIMUM	MAXIMUM	MEDIAN	MEAN	STANDARD DEVIATION
Administration/Staff	3.00	5.00	5.00	4.39	0.75
Class Size	4.00	5.00	5.00	4.65	0.48
Cohort	3.00	5.00	5.00	4.61	0.55
Curriculum Structure	3.00	5.00	5.00	4.48	0.62
Faculty	4.00	5.00	5.00	4.61	0.49
Schedule of Instruction	4.00	5.00	5.00	4.65	0.48

Q43 If you would like to be entered in our drawing, please provide us with the following information. This information will only be used to contact you in the event you win.

Answered: 11 Skipped: 26

ANSWER CHOICES	RESPONSES	
Name	100.00%	11
Company	0.00%	0
Address	0.00%	0
Address 2	0.00%	0
City/Town	0.00%	0
State/Province	0.00%	0
ZIP/Postal Code	0.00%	0
Country	0.00%	0
Email Address	100.00%	11
Phone Number	100.00%	11

#	NAME	DATE
1	Connie	4/26/2018 6:24 PM
2	Jonathan Luna	4/26/2018 11:18 AM
3	Donna Yamaguchi	4/25/2018 9:11 PM
4	Nidia Barrios	4/24/2018 3:26 PM
5	Michelle Chiu	4/24/2018 7:58 AM
6	Jacqueline Oseguera	4/23/2018 8:16 PM
7	Deanne MA Luna	4/20/2018 8:57 PM
8	Tony Freeman	4/19/2018 10:23 PM
9	Greg Gonzalez	4/18/2018 10:44 AM
10	Katelyn Garcia	4/18/2018 10:19 AM
11	Corey Christensen	4/18/2018 10:18 AM

#	COMPANY	DATE
	There are no responses.	

#	ADDRESS	DATE
	There are no responses.	

#	ADDRESS 2	DATE
	There are no responses.	

#	CITY/TOWN	DATE
	There are no responses.	

#	STATE/PROVINCE	DATE

2018 School of Business Graduate Survey

There are no responses.

#	ZIP/POSTAL CODE	DATE
---	-----------------	------

There are no responses.

#	COUNTRY	DATE
---	---------	------

There are no responses.

#	EMAIL ADDRESS	DATE
---	---------------	------

1	jjkdler@gmail.com	4/26/2018 6:24 PM
2	jlunaruto@gmail.com	4/26/2018 11:18 AM
3	donna@kekoa.net	4/25/2018 9:11 PM
4	nidiabarrios@gmail.com	4/24/2018 3:26 PM
5	chiutse@yahoo.com	4/24/2018 7:58 AM
6	jaketerr2@hotmail.com	4/23/2018 8:16 PM
7	deanne_luna@caltech.edu	4/20/2018 8:57 PM
8	tony_freeman@redlands.edu	4/19/2018 10:23 PM
9	fletcherdawg99@gmail.com	4/18/2018 10:44 AM
10	katelynungashick@gmail.com	4/18/2018 10:19 AM
11	Coreychristensen1210@yahoo.com	4/18/2018 10:18 AM

#	PHONE NUMBER	DATE
---	--------------	------

1	9096629098	4/26/2018 6:24 PM
2	5623738286	4/26/2018 11:18 AM
3	7148787355	4/25/2018 9:11 PM
4	9498728924	4/24/2018 3:26 PM
5	3233138524	4/24/2018 7:58 AM
6	9515452921	4/23/2018 8:16 PM
7	562-686-1642	4/20/2018 8:57 PM
8	630-297-6112	4/19/2018 10:23 PM
9	9517564794	4/18/2018 10:44 AM
10	9092412264	4/18/2018 10:19 AM
11	18586029204	4/18/2018 10:18 AM