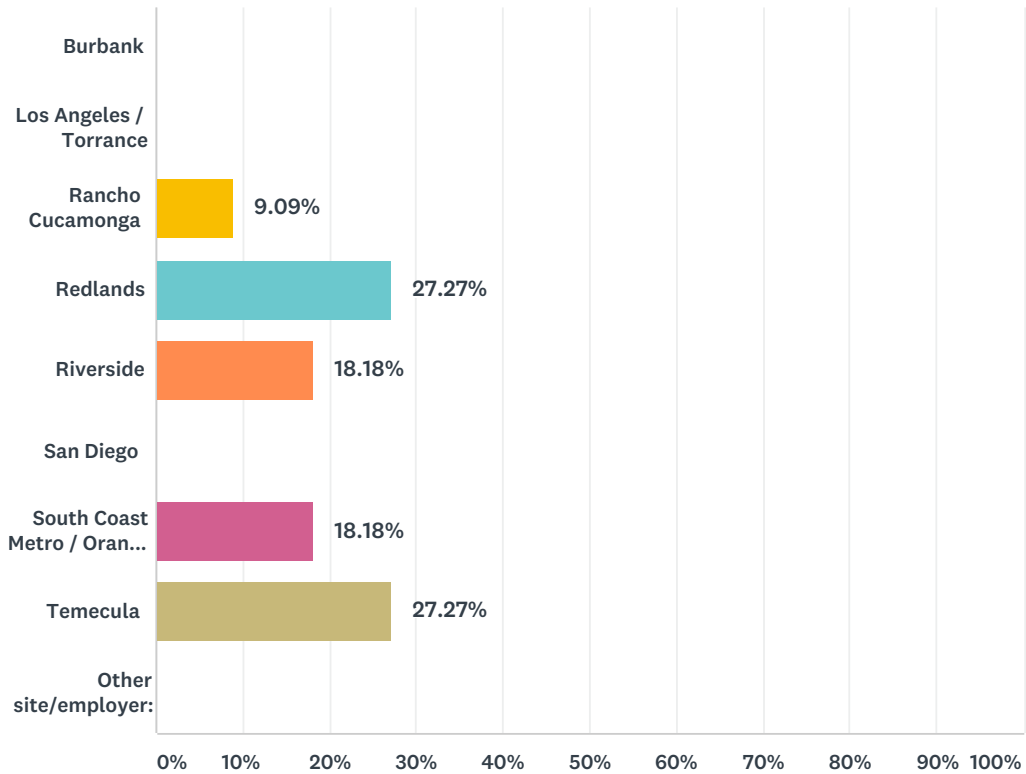


Q1 What campus do you primarily attend?

Answered: 22 Skipped: 0

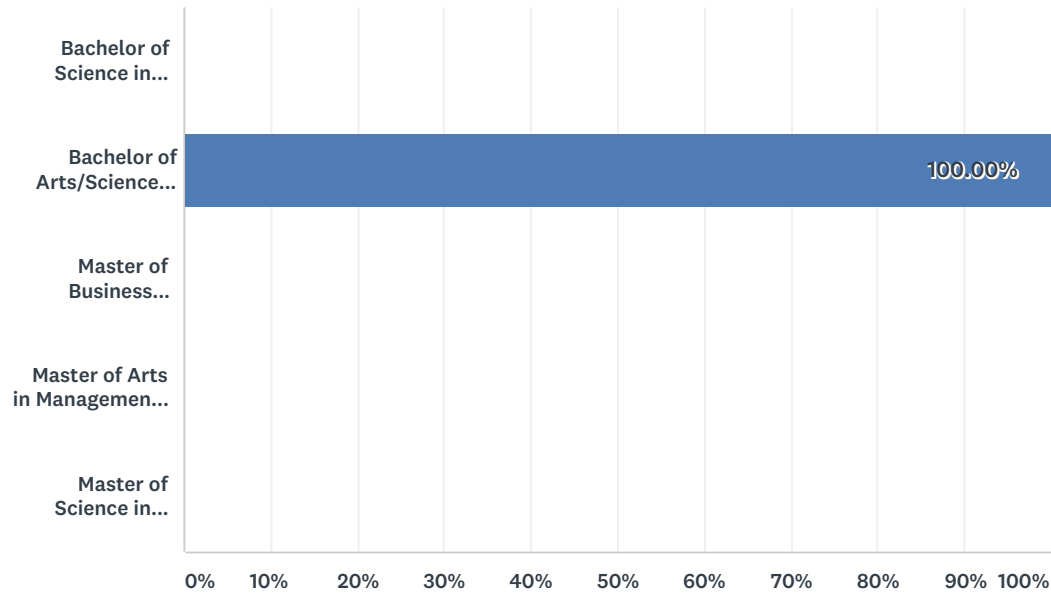


ANSWER CHOICES	RESPONSES	
Burbank	0.00%	0
Los Angeles / Torrance	0.00%	0
Rancho Cucamonga	9.09%	2
Redlands	27.27%	6
Riverside	18.18%	4
San Diego	0.00%	0
South Coast Metro / Orange County	18.18%	4
Temecula	27.27%	6
Other site/employer:	0.00%	0
TOTAL		22

#	OTHER SITE/EMPLOYER:	DATE
	There are no responses.	

Q2 What degree program did you pursue?

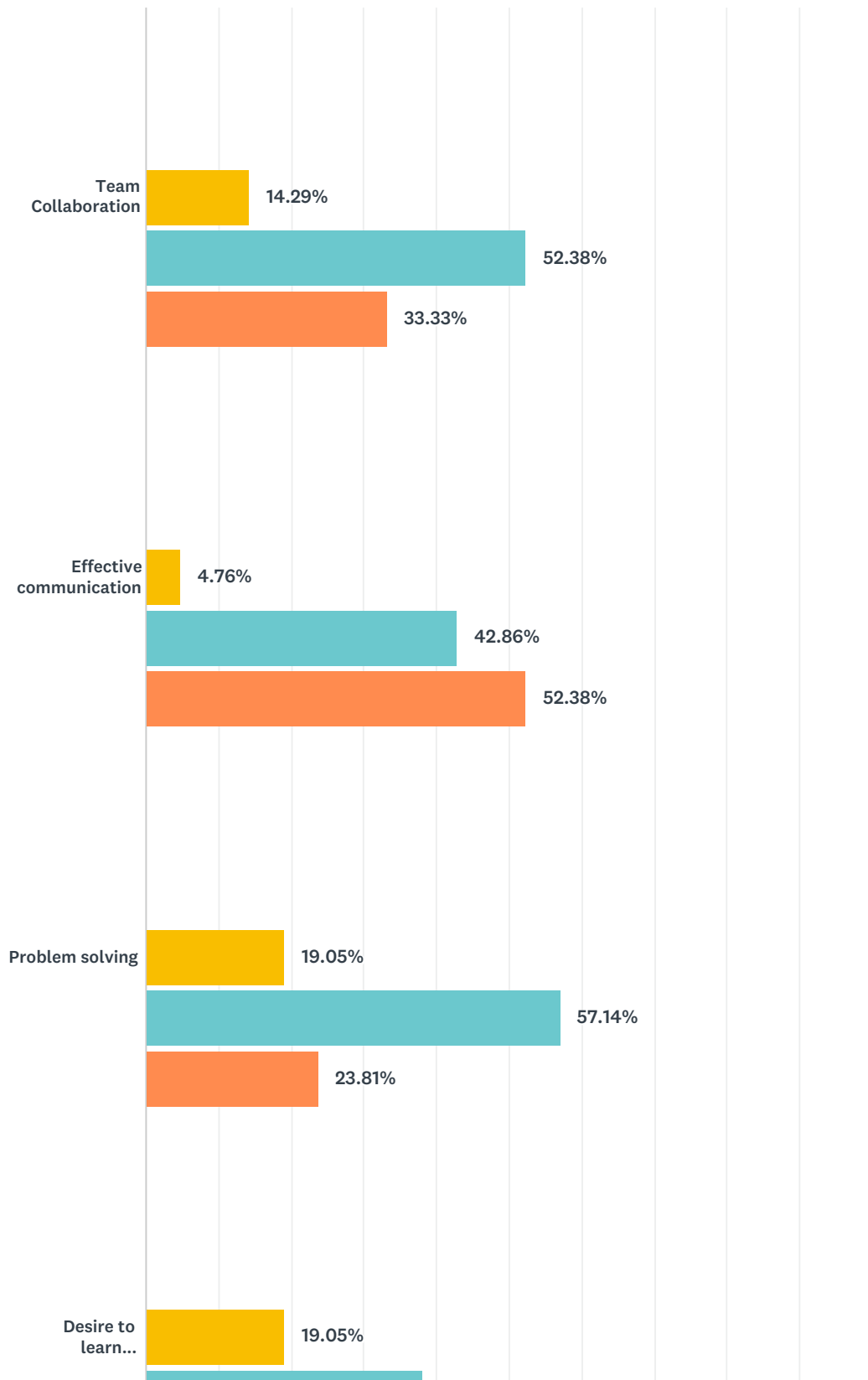
Answered: 22 Skipped: 0



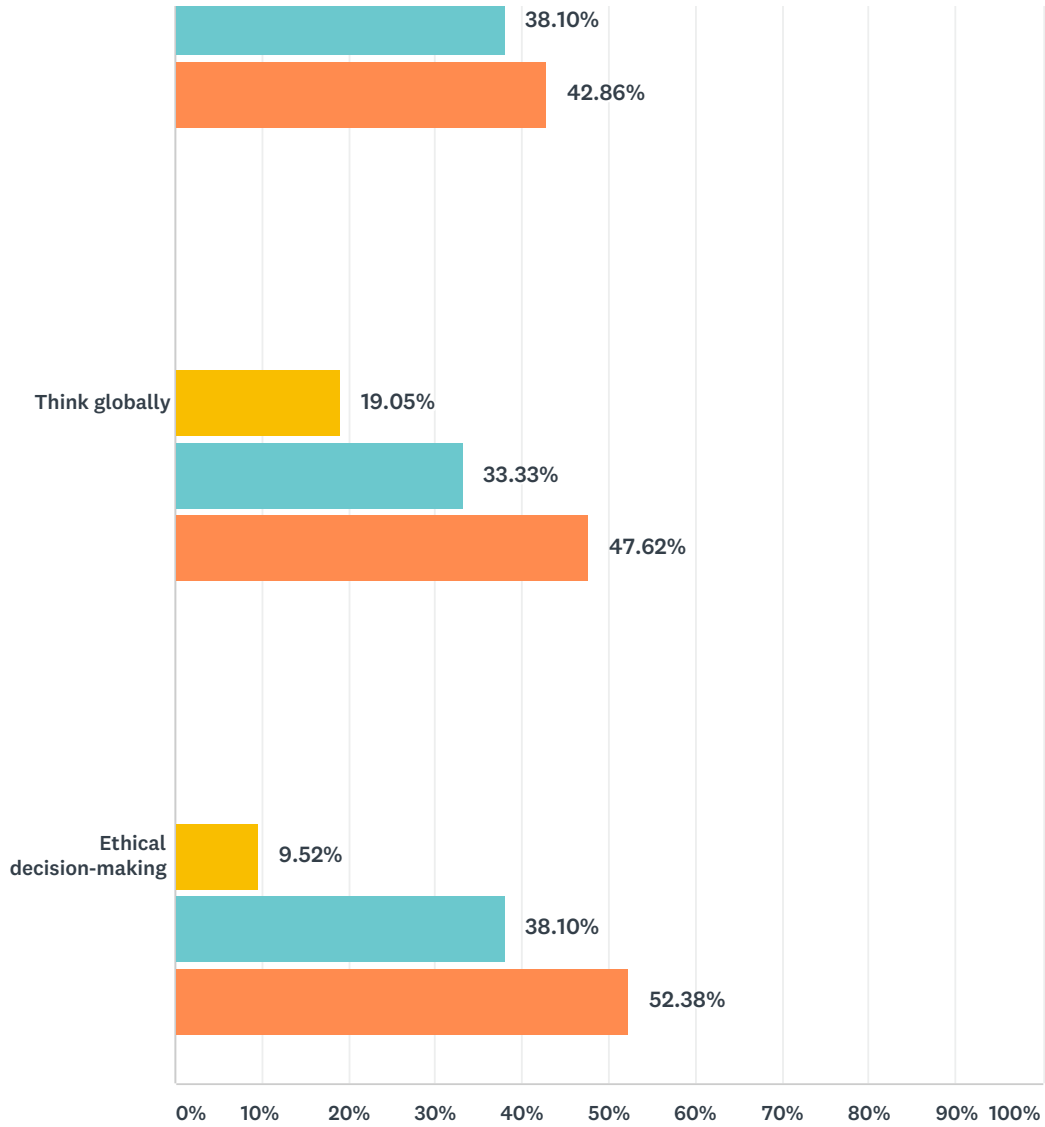
ANSWER CHOICES	RESPONSES	
Bachelor of Science in Business (BSB)	0.00%	0
Bachelor of Arts/Science in Management (BSM/BAM)	100.00%	22
Master of Business Administration (MBA)	0.00%	0
Master of Arts in Management (MAM)	0.00%	0
Master of Science in Information Technology (MSIT)	0.00%	0
TOTAL		22

Q9 My skills have improved in the following areas as a result of my degree

Answered: 21 Skipped: 1



2018 School of Business Graduate Survey



■ Strongly Disagree
 ■ Disagree
 ■ Neutral
 ■ Agree
 ■ Strongly Agree

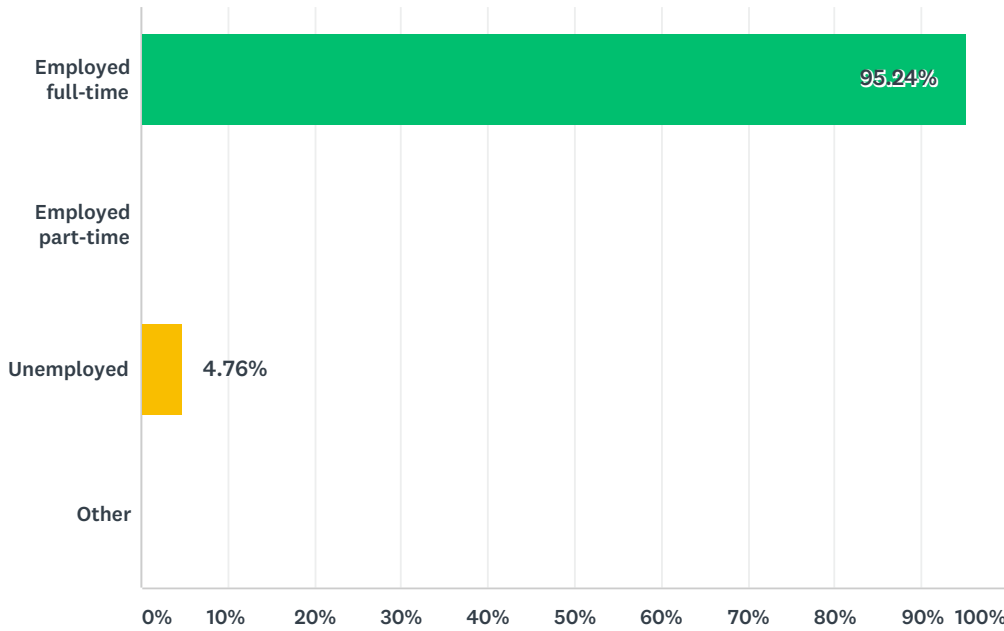
	STRONGLY DISAGREE (1)	DISAGREE (2)	NEUTRAL (3)	AGREE (4)	STRONGLY AGREE (5)	TOTAL
Team Collaboration	0.00% 0	0.00% 0	14.29% 3	52.38% 11	33.33% 7	21
Effective communication	0.00% 0	0.00% 0	4.76% 1	42.86% 9	52.38% 11	21
Problem solving	0.00% 0	0.00% 0	19.05% 4	57.14% 12	23.81% 5	21
Desire to learn continuously	0.00% 0	0.00% 0	19.05% 4	38.10% 8	42.86% 9	21
Think globally	0.00% 0	0.00% 0	19.05% 4	33.33% 7	47.62% 10	21
Ethical decision-making	0.00% 0	0.00% 0	9.52% 2	38.10% 8	52.38% 11	21

2018 School of Business Graduate Survey

BASIC STATISTICS					
	MINIMUM	MAXIMUM	MEDIAN	MEAN	STANDARD DEVIATION
Team Collaboration	3.00	5.00	4.00	4.19	0.66
Effective communication	3.00	5.00	5.00	4.48	0.59
Problem solving	3.00	5.00	4.00	4.05	0.65
Desire to learn continuously	3.00	5.00	4.00	4.24	0.75
Think globally	3.00	5.00	4.00	4.29	0.76
Ethical decision-making	3.00	5.00	5.00	4.43	0.66

Q10 Which one of the following best describes your primary employment status at this time (please check only one box)

Answered: 21 Skipped: 1

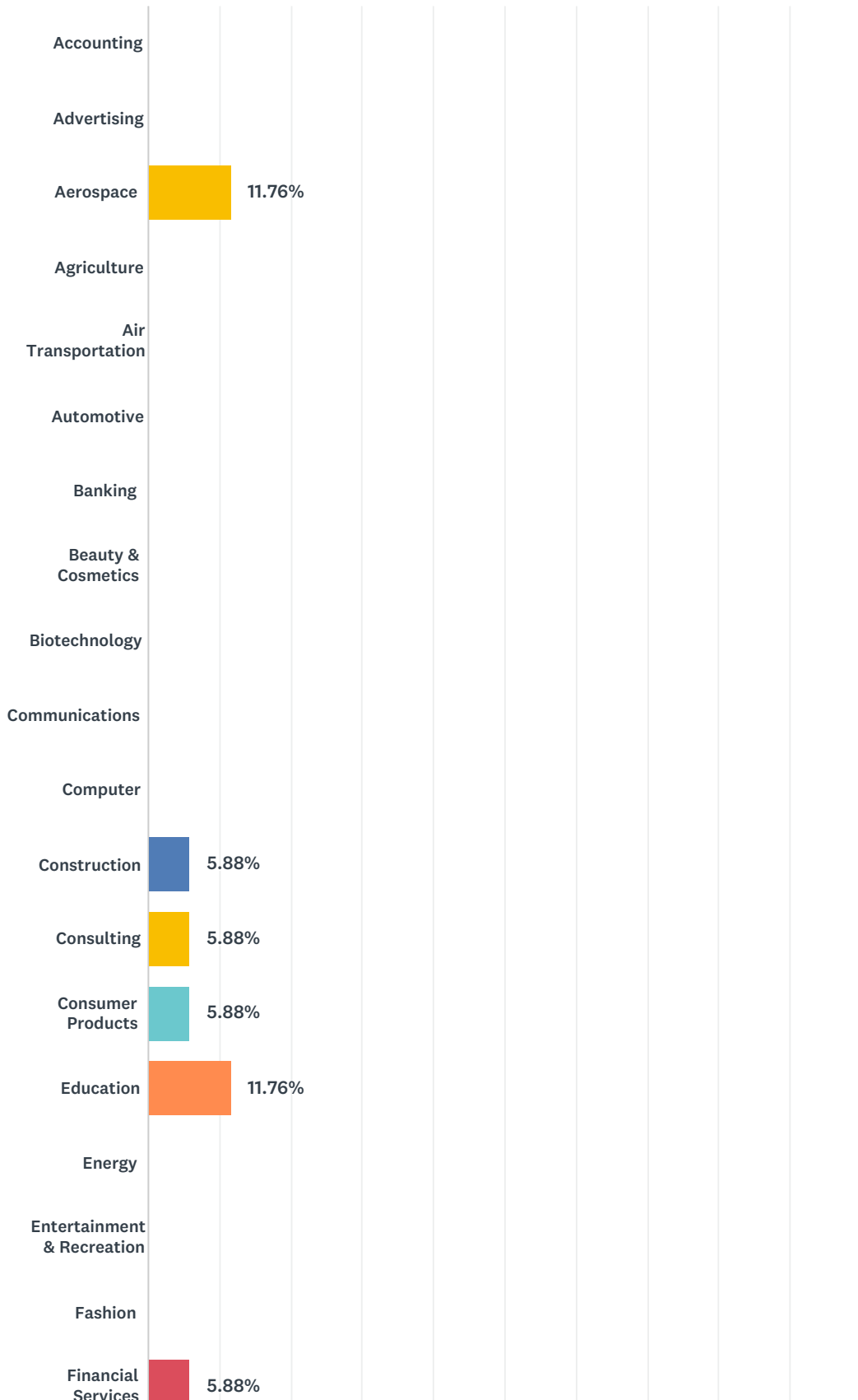


ANSWER CHOICES	RESPONSES
Employed full-time	95.24% 20
Employed part-time	0.00% 0
Unemployed	4.76% 1
Other	0.00% 0
TOTAL	21

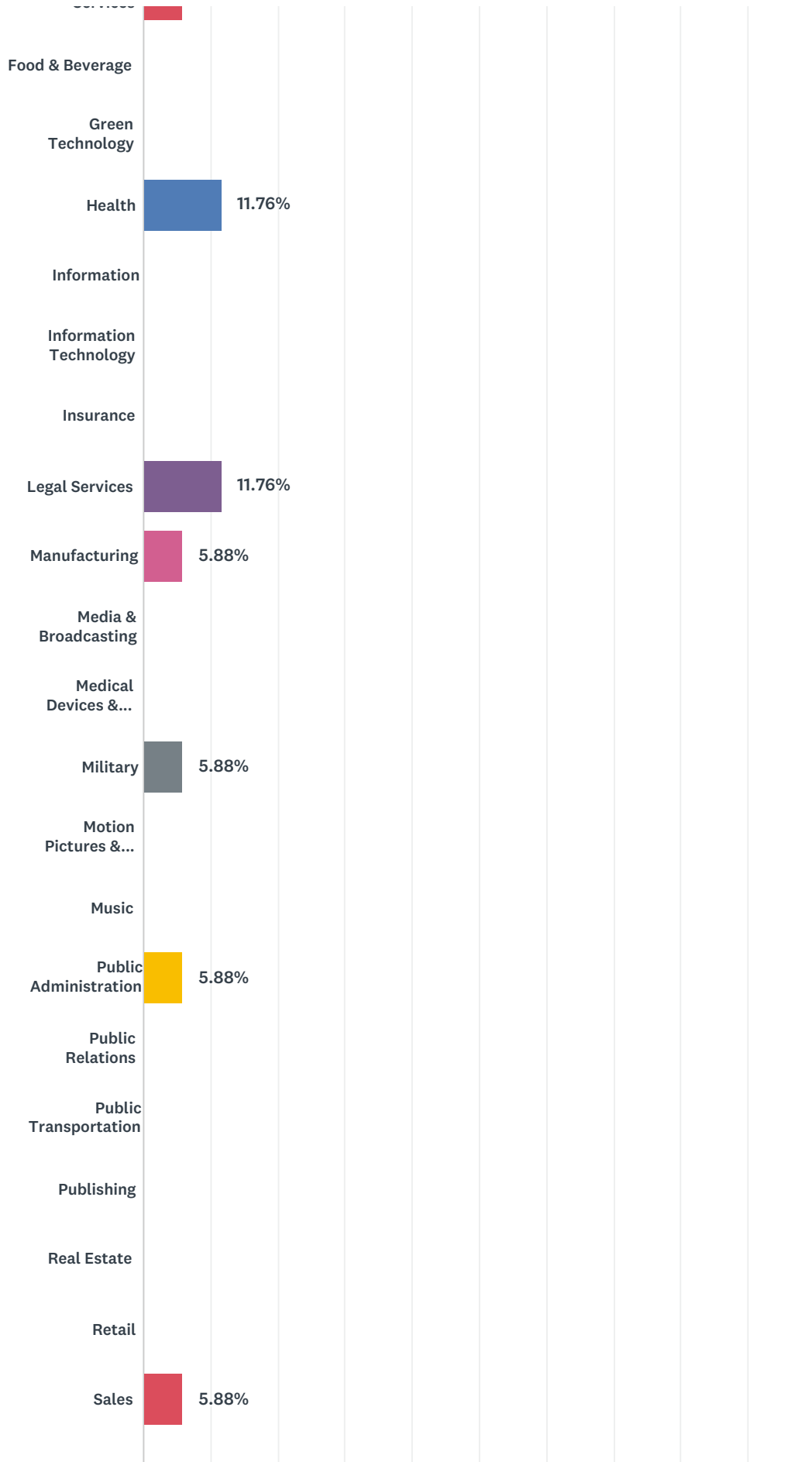
#	IF YOU SELECTED OTHER, PLEASE SPECIFY	DATE
	There are no responses.	

Q11 Which industry are you currently employed in (check all that apply)?

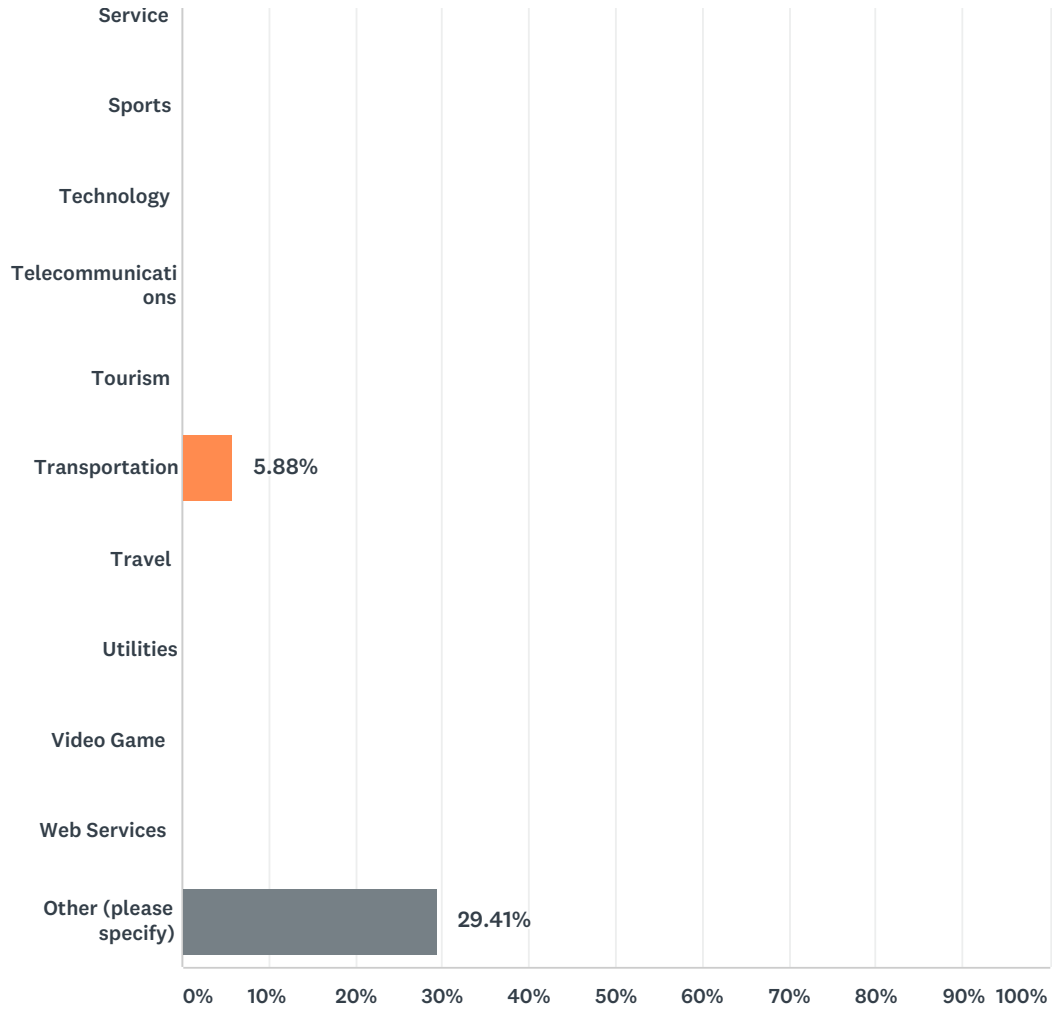
Answered: 17 Skipped: 5



2018 School of Business Graduate Survey



2018 School of Business Graduate Survey



ANSWER CHOICES	RESPONSES	
Accounting	0.00%	0
Advertising	0.00%	0
Aerospace	11.76%	2
Agriculture	0.00%	0
Air Transportation	0.00%	0
Automotive	0.00%	0
Banking	0.00%	0
Beauty & Cosmetics	0.00%	0
Biotechnology	0.00%	0
Communications	0.00%	0
Computer	0.00%	0
Construction	5.88%	1
Consulting	5.88%	1
Consumer Products	5.88%	1

2018 School of Business Graduate Survey

Education	11.76%	2
Energy	0.00%	0
Entertainment & Recreation	0.00%	0
Fashion	0.00%	0
Financial Services	5.88%	1
Food & Beverage	0.00%	0
Green Technology	0.00%	0
Health	11.76%	2
Information	0.00%	0
Information Technology	0.00%	0
Insurance	0.00%	0
Legal Services	11.76%	2
Manufacturing	5.88%	1
Media & Broadcasting	0.00%	0
Medical Devices & Supplies	0.00%	0
Military	5.88%	1
Motion Pictures & Video	0.00%	0
Music	0.00%	0
Public Administration	5.88%	1
Public Relations	0.00%	0
Public Transportation	0.00%	0
Publishing	0.00%	0
Real Estate	0.00%	0
Retail	0.00%	0
Sales	5.88%	1
Service	0.00%	0
Sports	0.00%	0
Technology	0.00%	0
Telecommunications	0.00%	0
Tourism	0.00%	0
Transportation	5.88%	1
Travel	0.00%	0
Utilities	0.00%	0
Video Game	0.00%	0

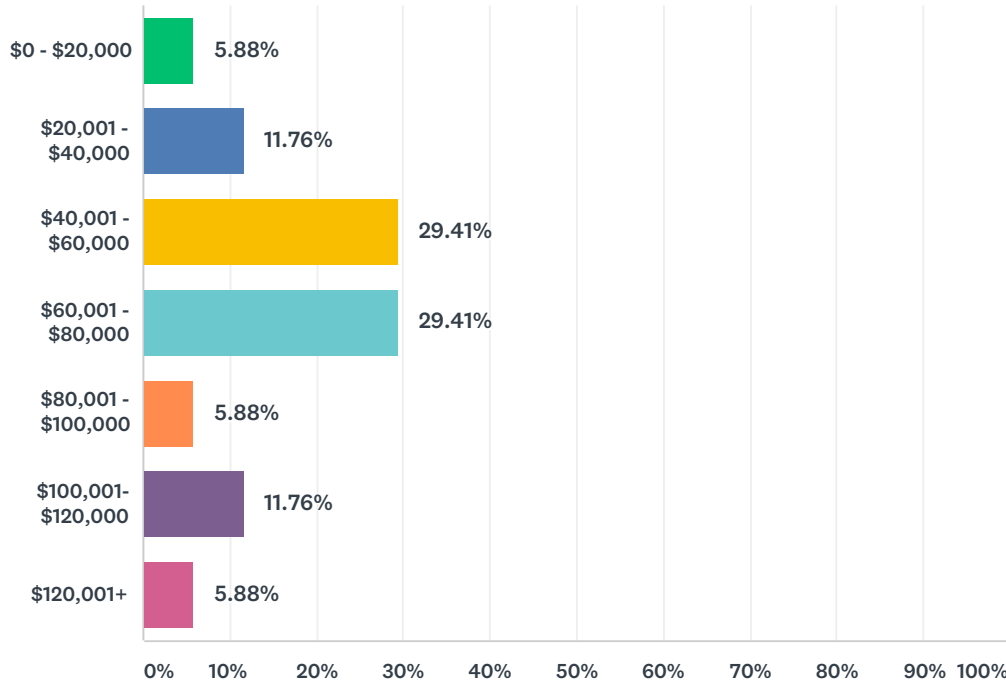
2018 School of Business Graduate Survey

Web Services	0.00%	0
Other (please specify)	29.41%	5
Total Respondents: 17		

#	OTHER (PLEASE SPECIFY)	DATE
1	Human Resources	4/20/2018 10:15 AM
2	Government	4/18/2018 10:04 AM
3	Government	4/16/2018 7:59 AM
4	Social Services	4/16/2018 7:27 AM
5	School Administration	4/9/2018 7:54 AM

Q12 What is your current annual salary range?

Answered: 17 Skipped: 5



ANSWER CHOICES	RESPONSES	
\$0 - \$20,000	5.88%	1
\$20,001 - \$40,000	11.76%	2
\$40,001 - \$60,000	29.41%	5
\$60,001 - \$80,000	29.41%	5
\$80,001 - \$100,000	5.88%	1
\$100,001 - \$120,000	11.76%	2
\$120,001+	5.88%	1
TOTAL		17

Q13 What is the name of your current employer?

Answered: 17 Skipped: 5

#	RESPONSES	DATE
1	Los Angeles County Superior Court	4/23/2018 11:23 AM
2	Utc	4/23/2018 6:20 AM
3	Amazon	4/20/2018 10:15 AM
4	TE Connectivity	4/18/2018 11:05 AM
5	City of Anaheim	4/18/2018 10:04 AM
6	Diamond Resorts	4/17/2018 4:49 PM
7	Michael Baker International	4/16/2018 2:20 PM
8	Rady Children Hospital	4/16/2018 11:57 AM
9	County of Riverside	4/16/2018 7:59 AM
10	Childcare Resource Center	4/16/2018 7:27 AM
11	NuCo2	4/10/2018 7:08 PM
12	San Bernardino City Unified School District	4/9/2018 4:40 PM
13	General Dynamics Information Technologies	4/9/2018 12:44 PM
14	Carrington Mortgage Services LLC	4/9/2018 8:08 AM
15	COMP Management	4/9/2018 7:55 AM
16	Morongo Band of Mission Indians	4/9/2018 7:54 AM
17	Bose Corporation	4/9/2018 6:41 AM

Q14 What is your current title?

Answered: 15 Skipped: 7

#	RESPONSES	DATE
1	Production controller	4/23/2018 6:20 AM
2	Operations administrative assistant	4/20/2018 10:15 AM
3	Electrician V	4/18/2018 11:05 AM
4	Vacation Counselor	4/17/2018 4:49 PM
5	Project Coordinator	4/16/2018 2:20 PM
6	Respiratory Therapist	4/16/2018 11:57 AM
7	Fire Safety Specialist	4/16/2018 7:59 AM
8	Customer Support Specialist	4/16/2018 7:27 AM
9	Delivery driver	4/10/2018 7:08 PM
10	Secretary III	4/9/2018 4:40 PM
11	Senior Training Specialist	4/9/2018 12:44 PM
12	Loss Mitigation Associate	4/9/2018 8:08 AM
13	Sr Human Resources Director	4/9/2018 7:55 AM
14	Admin	4/9/2018 7:54 AM
15	Global Sales Trainer	4/9/2018 6:41 AM

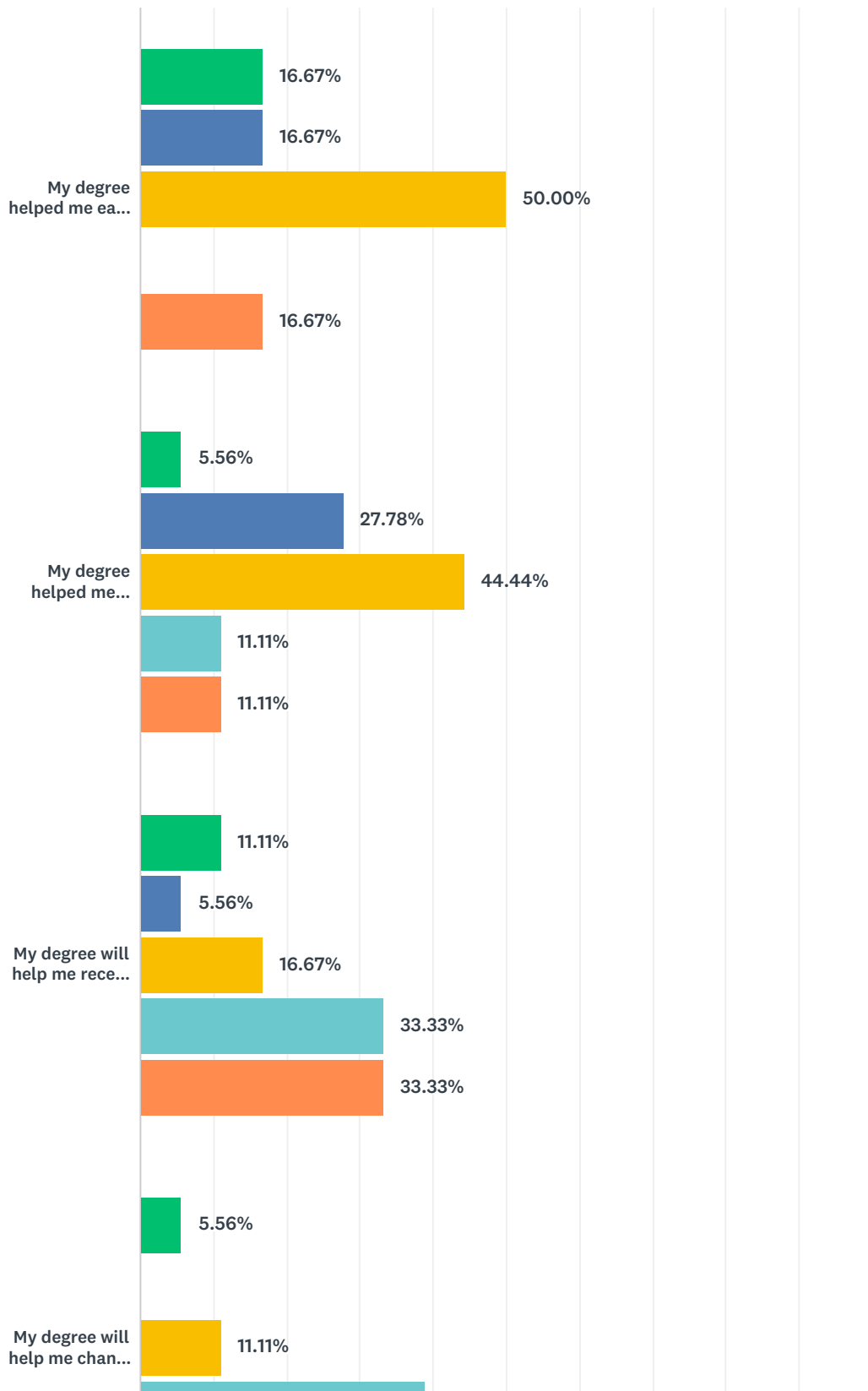
Q15 What is your employer's current email address?

Answered: 12 Skipped: 10

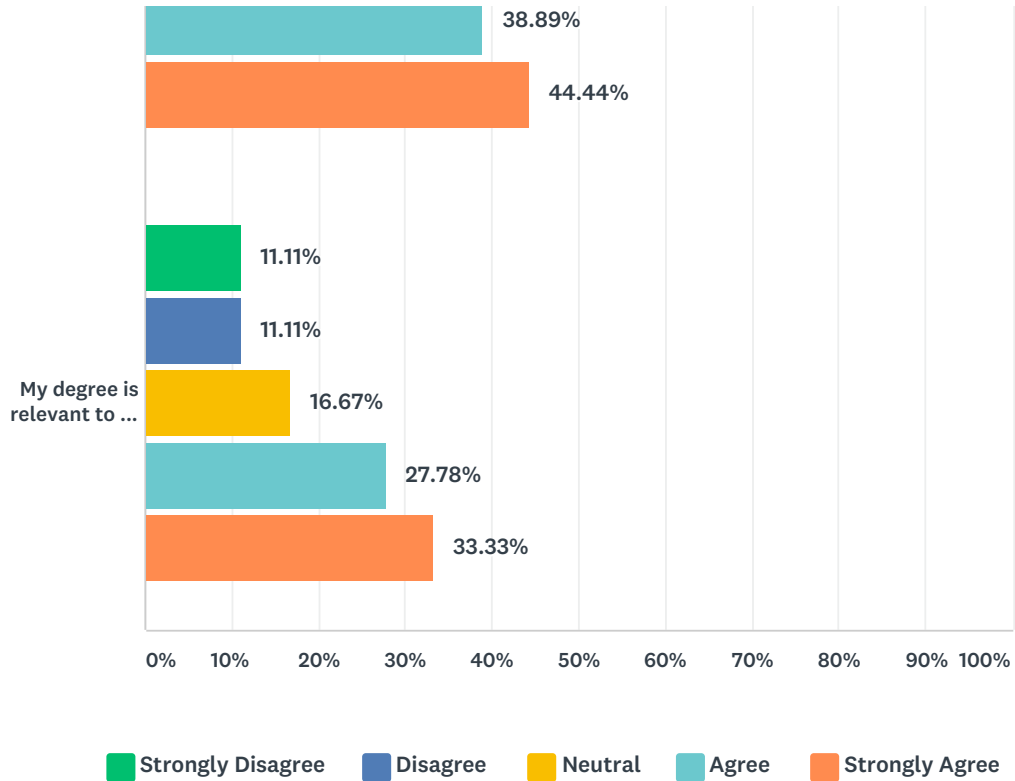
#	RESPONSES	DATE
1	sss@amazon.com	4/20/2018 10:15 AM
2	lani.labrecque@mbakerintl.com	4/16/2018 2:20 PM
3	Stitus@rchsd.org	4/16/2018 11:57 AM
4	frank.j.martinez@fire.ca.gov	4/16/2018 7:59 AM
5	Agonzalez@ccrcca.org	4/16/2018 7:27 AM
6	Nuco2@gmail.com	4/10/2018 7:08 PM
7	michelle.winemiller@sbcusd.com	4/9/2018 4:40 PM
8	ralph.kersey@gdit.com	4/9/2018 12:44 PM
9	mortgageassistance@carringtonms.com	4/9/2018 8:08 AM
10	Isabel@215management.com	4/9/2018 7:55 AM
11	cgarcia@morognoschool.org	4/9/2018 7:54 AM
12	george_bravo@redlands.edu	4/9/2018 6:41 AM

Q16 Please indicate your extent of agreement with the following statements

Answered: 18 Skipped: 4



2018 School of Business Graduate Survey

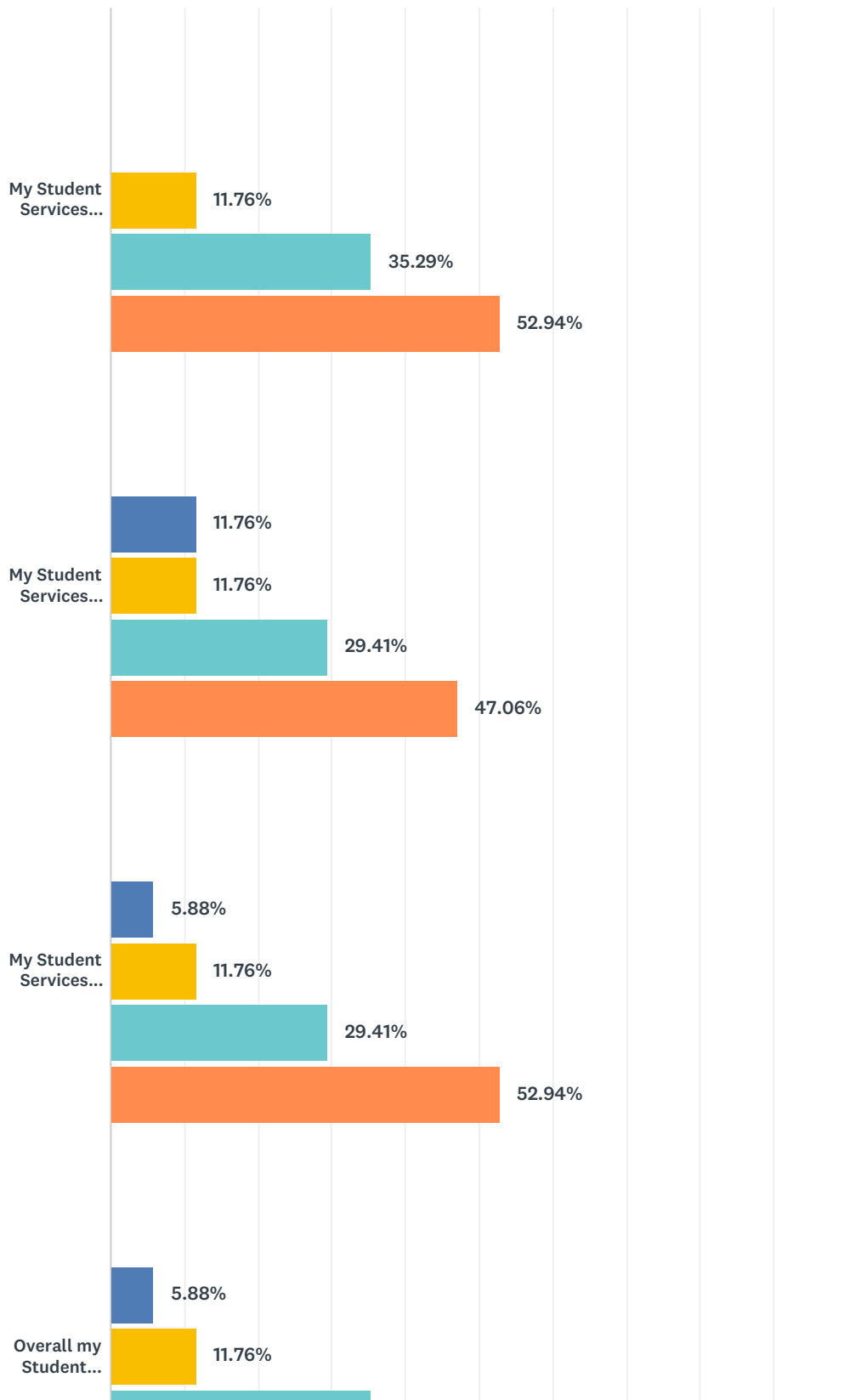


	STRONGLY DISAGREE (1)	DISAGREE (2)	NEUTRAL (3)	AGREE (4)	STRONGLY AGREE (5)	TOTAL
My degree helped me earn a promotion	16.67% 3	16.67% 3	50.00% 9	0.00% 0	16.67% 3	18
My degree helped me change jobs	5.56% 1	27.78% 5	44.44% 8	11.11% 2	11.11% 2	18
My degree will help me receive a promotion within the next 5 years	11.11% 2	5.56% 1	16.67% 3	33.33% 6	33.33% 6	18
My degree will help me change jobs within the next 5 years	5.56% 1	0.00% 0	11.11% 2	38.89% 7	44.44% 8	18
My degree is relevant to my current job	11.11% 2	11.11% 2	16.67% 3	27.78% 5	33.33% 6	18

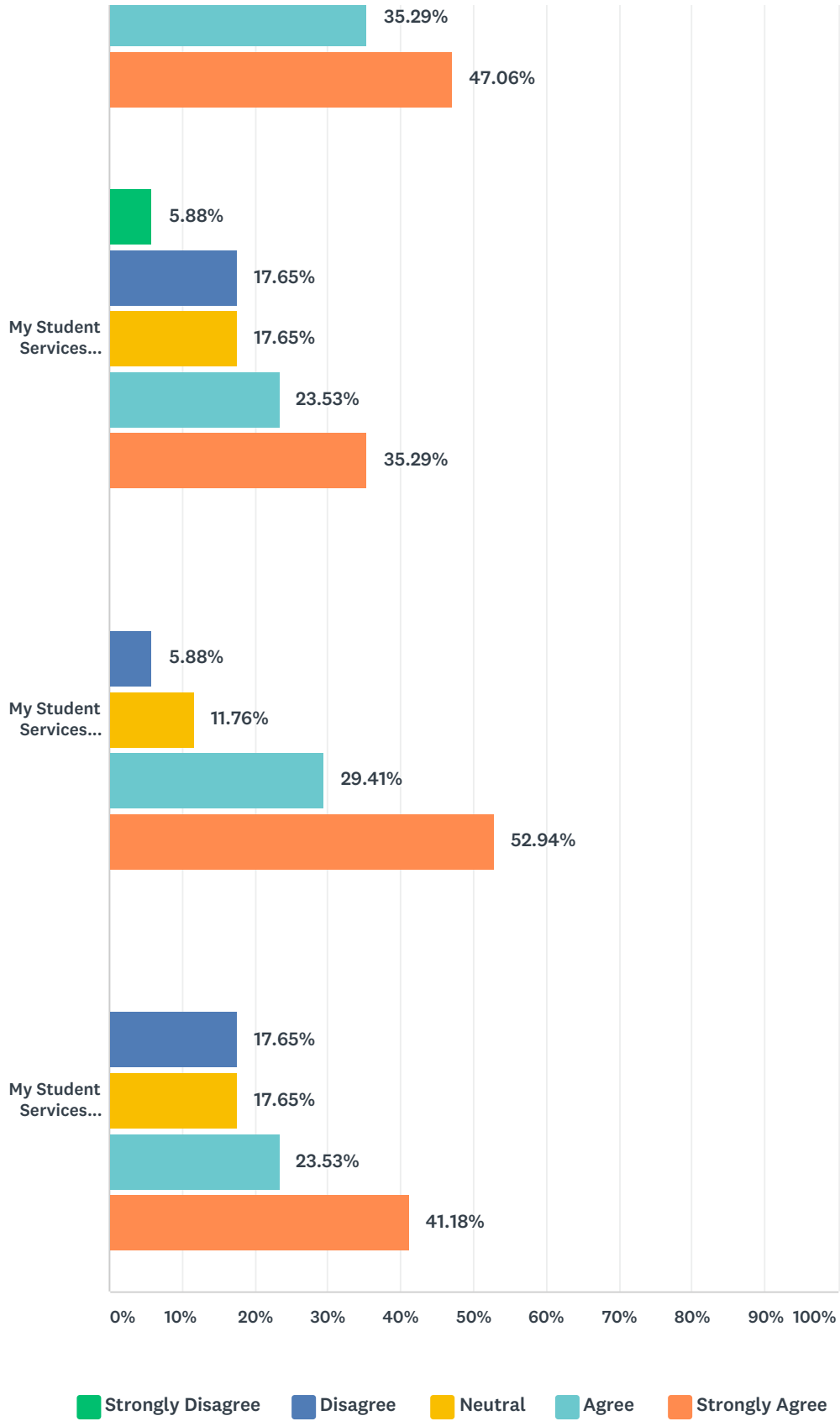
BASIC STATISTICS						
	MINIMUM	MAXIMUM	MEDIAN	MEAN	STANDARD DEVIATION	
My degree helped me earn a promotion	1.00	5.00	3.00	2.83		1.21
My degree helped me change jobs	1.00	5.00	3.00	2.94		1.03
My degree will help me receive a promotion within the next 5 years	1.00	5.00	4.00	3.72		1.28
My degree will help me change jobs within the next 5 years	1.00	5.00	4.00	4.17		1.01
My degree is relevant to my current job	1.00	5.00	4.00	3.61		1.34

Q17 Please indicate your extent of agreement with the following statements

Answered: 17 Skipped: 5



2018 School of Business Graduate Survey



	STRONGLY DISAGREE (1)	DISAGREE (2)	NEUTRAL (3)	AGREE (4)	STRONGLY AGREE (5)	TOTAL
My Student Services Manager was responsive	0.00%	0.00%	11.76%	35.29%	52.94%	17
	0	0	2	6	9	

2018 School of Business Graduate Survey

My Student Services Manager provided effective academic advising	0.00% 0	11.76% 2	11.76% 2	29.41% 5	47.06% 8	17
My Student Services Manager maintained a professional relationship	0.00% 0	5.88% 1	11.76% 2	29.41% 5	52.94% 9	17
Overall my Student Services Manager was supportive of me during the program	0.00% 0	5.88% 1	11.76% 2	35.29% 6	47.06% 8	17
My Student Services Manager provided me with personalized advising	5.88% 1	17.65% 3	17.65% 3	23.53% 4	35.29% 6	17
My Student Services Manager was knowledgeable and available to answer my questions	0.00% 0	5.88% 1	11.76% 2	29.41% 5	52.94% 9	17
My Student Services Manager was instrumental in helping me complete my degree	0.00% 0	17.65% 3	17.65% 3	23.53% 4	41.18% 7	17

BASIC STATISTICS

	MINIMUM	MAXIMUM	MEDIAN	MEAN	STANDARD DEVIATION
My Student Services Manager was responsive	3.00	5.00	5.00	4.41	0.69
My Student Services Manager provided effective academic advising	2.00	5.00	4.00	4.12	1.02
My Student Services Manager maintained a professional relationship	2.00	5.00	5.00	4.29	0.89
Overall my Student Services Manager was supportive of me during the program	2.00	5.00	4.00	4.24	0.88
My Student Services Manager provided me with personalized advising	1.00	5.00	4.00	3.65	1.28
My Student Services Manager was knowledgeable and available to answer my questions	2.00	5.00	5.00	4.29	0.89
My Student Services Manager was instrumental in helping me complete my degree	2.00	5.00	4.00	3.88	1.13

Q18 Please tell us one or two things the School of Business could do to enhance our academic advising services.

Answered: 9 Skipped: 13

#	RESPONSES	DATE
1	Have periodic one on one meetings	4/23/2018 6:22 AM
2	More full time staff rather than adjunct. However some adjunct staff was really knowledgeable	4/20/2018 10:17 AM
3	More face to face interaction esoeiciallyfor satellite locations.	4/16/2018 2:23 PM
4	Have more traditional type practices such as honor roll and the use of stoles when graduating. Omiting these types of practices makes students feel unworthy. Access to Armacost Library as Alumni would be very beneficial as we build a career foundation	4/16/2018 8:14 AM
5	Don't change a thing. Outstanding service	4/10/2018 7:10 PM
6	I do wish that the managers would schedule the courses in Student Planning for us; the process seems complicated and every time I add a course I have an issue where I have to contact him for it to be approved. I believe it would help simplify the process.	4/9/2018 4:43 PM
7	Better communication	4/9/2018 8:10 AM
8	Provide more resources for the students in how to complete general units.	4/9/2018 8:08 AM
9	Tactical: Redlands classrooms include dated technology such as very low resolution projectors and no HDMII. Structurally my BSM program is designed to occur around the working professional, however the curriculum really is designed for a youthful college student. Meaning, a student who has a desire to be in management, not focused on someone who has 10+ years of people and multi-million dollar business unit experienc. If I was to recall on my time, there was only 1 adjunct professor who has any large scale work experience. Therefore low credibility.	4/9/2018 6:51 AM

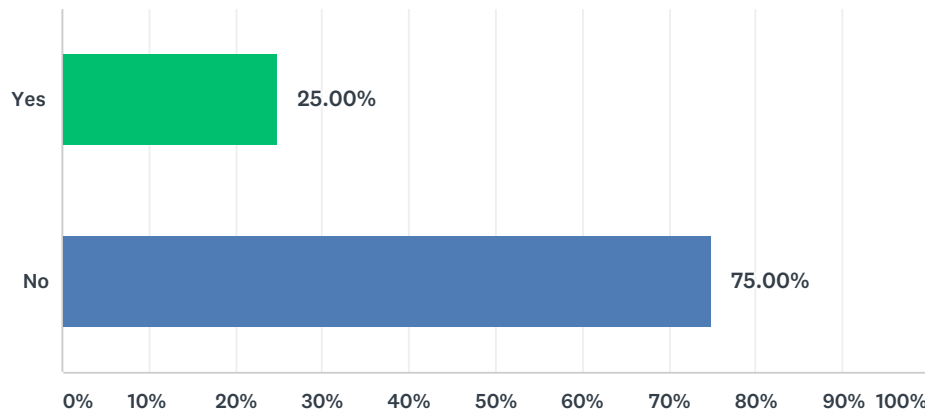
Q19 What was the most beneficial aspect of your academic advising experience?

Answered: 9 Skipped: 13

#	RESPONSES	DATE
1	My advisor Guided me along the program and was always helpful	4/23/2018 6:22 AM
2	I could attend any campus and could try different things to finish faster	4/20/2018 10:17 AM
3	Planning my schedule for early commencement sc	4/16/2018 2:23 PM
4	The level of knowledge from the instructors	4/16/2018 8:14 AM
5	Working my academic schedule with my work schedule	4/10/2018 7:10 PM
6	Quick response	4/9/2018 4:43 PM
7	Do not feel there was a benefit.	4/9/2018 8:10 AM
8	Anita, Professor Carroscio and Rose	4/9/2018 8:08 AM
9	Monthly 30 minute connections with my advisor to be sure I was tracking towards commencement.	4/9/2018 6:51 AM

Q20 Over the course of your program, did you obtain tutoring offered through the University?

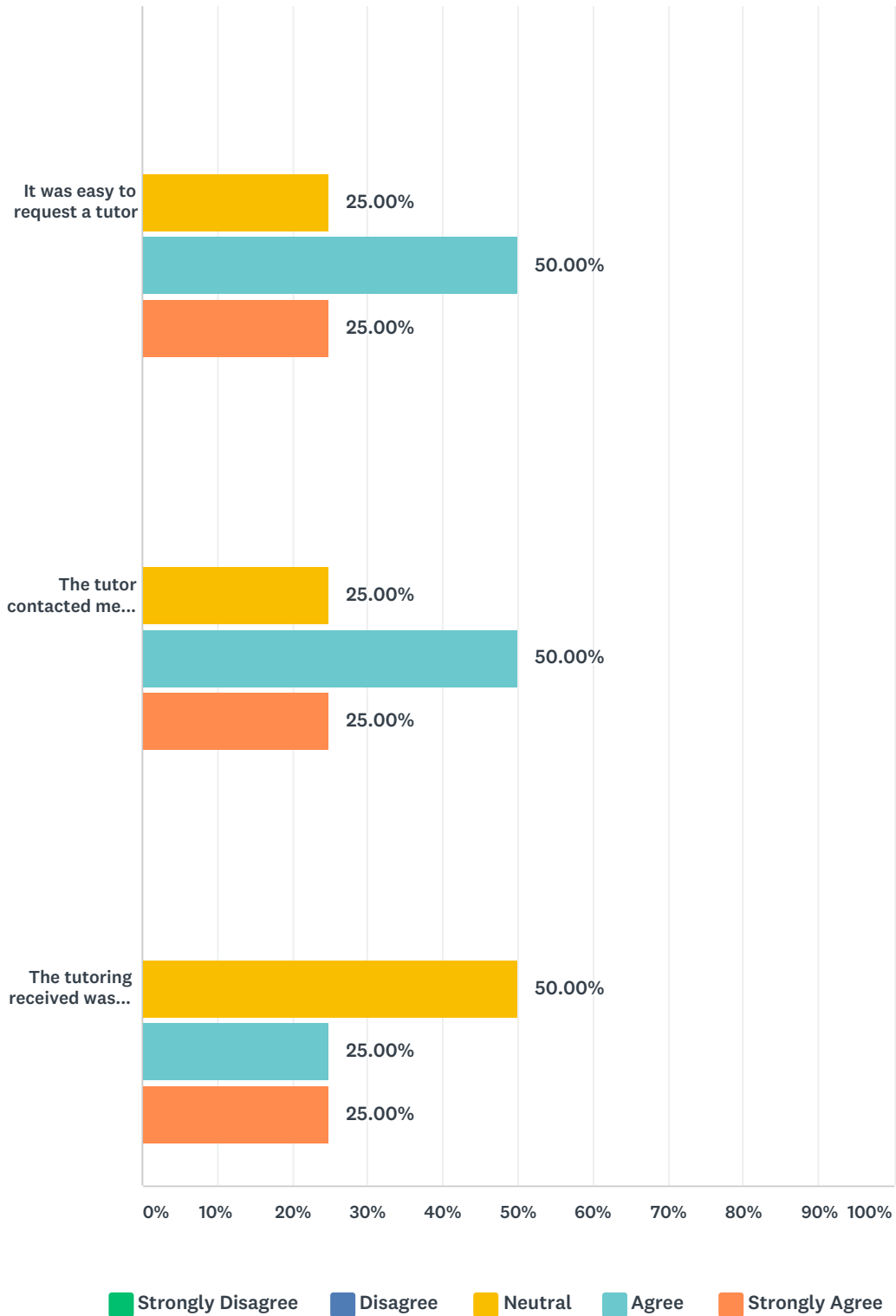
Answered: 16 Skipped: 6



ANSWER CHOICES	RESPONSES	
Yes	25.00%	4
No	75.00%	12
TOTAL		16

Q21 Please indicate your extent of agreement with the following statements regarding tutoring

Answered: 4 Skipped: 18



	STRONGLY DISAGREE (1)	DISAGREE (2)	NEUTRAL (3)	AGREE (4)	STRONGLY AGREE (5)	TOTAL
--	-----------------------	--------------	-------------	-----------	--------------------	-------

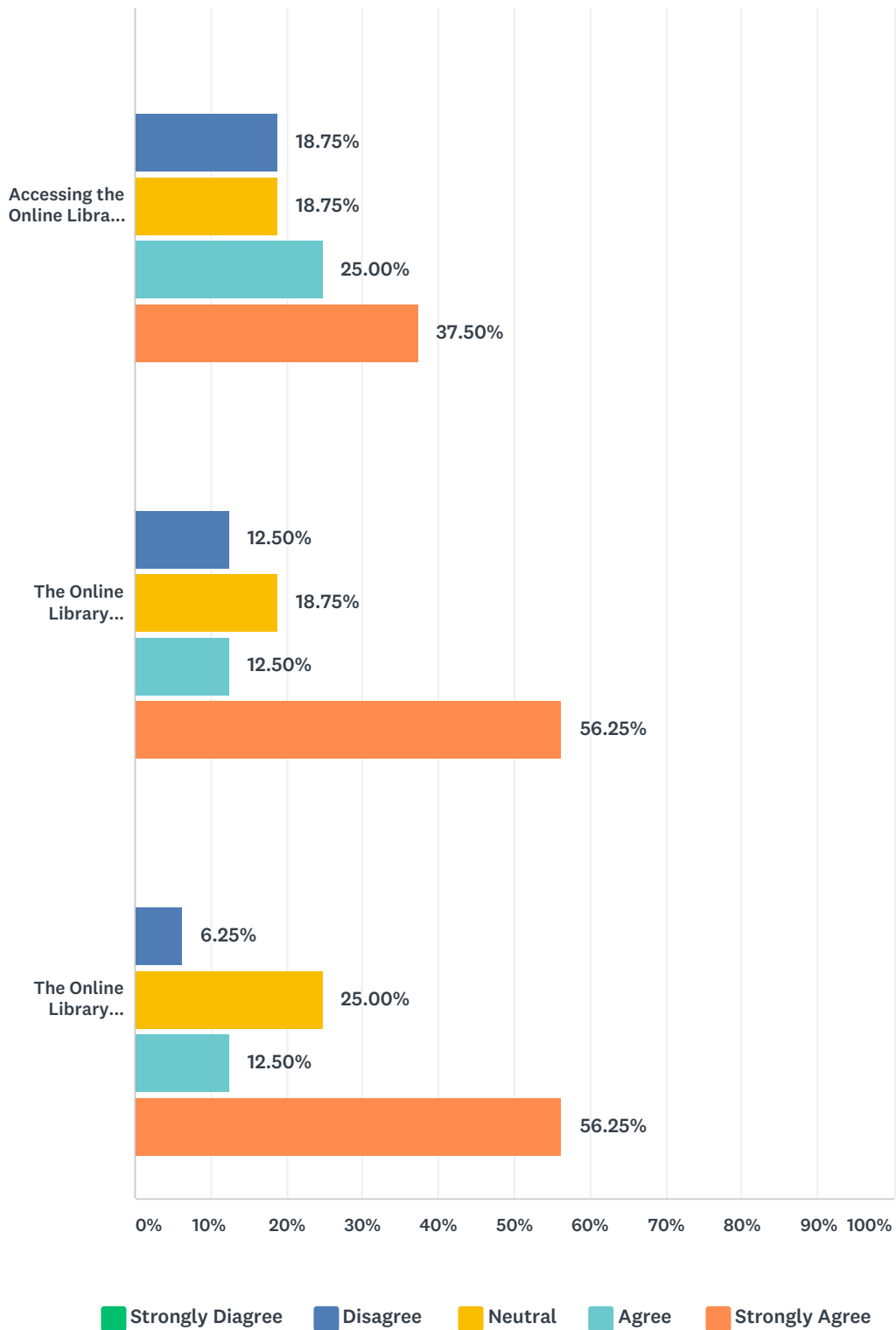
2018 School of Business Graduate Survey

It was easy to request a tutor	0.00% 0	0.00% 0	25.00% 1	50.00% 2	25.00% 1	4
The tutor contacted me in a timely matter	0.00% 0	0.00% 0	25.00% 1	50.00% 2	25.00% 1	4
The tutoring received was effective	0.00% 0	0.00% 0	50.00% 2	25.00% 1	25.00% 1	4

BASIC STATISTICS						
	MINIMUM	MAXIMUM	MEDIAN	MEAN	STANDARD DEVIATION	
It was easy to request a tutor	3.00	5.00	4.00	4.00	0.71	
The tutor contacted me in a timely matter	3.00	5.00	4.00	4.00	0.71	
The tutoring received was effective	3.00	5.00	3.50	3.75	0.83	

Q22 Please indicate your extent of agreement with the following statements regarding our Online Library Resources

Answered: 16 Skipped: 6



	STRONGLY DISAGREE (1)	DISAGREE (2)	NEUTRAL (3)	AGREE (4)	STRONGLY AGREE (5)	TOTAL
--	-----------------------	--------------	-------------	-----------	--------------------	-------

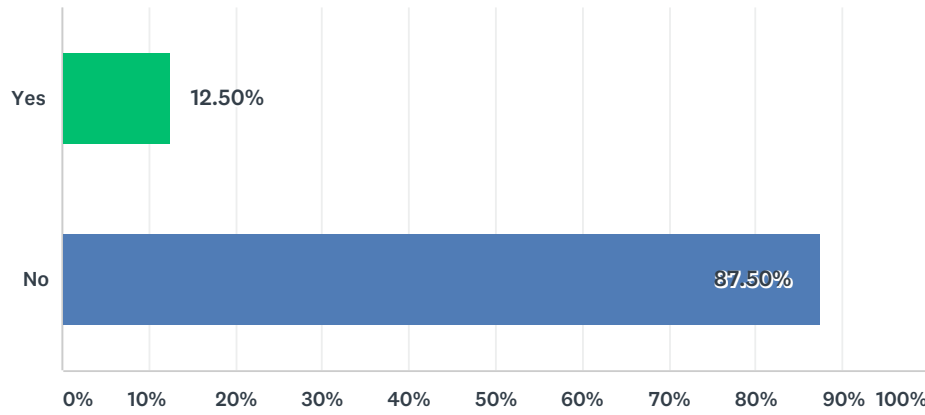
2018 School of Business Graduate Survey

Accessing the Online Library Resources was easy	0.00% 0	18.75% 3	18.75% 3	25.00% 4	37.50% 6	16
The Online Library Resources available were useful	0.00% 0	12.50% 2	18.75% 3	12.50% 2	56.25% 9	16
The Online Library Resources were important to my academic success	0.00% 0	6.25% 1	25.00% 4	12.50% 2	56.25% 9	16

BASIC STATISTICS						
	MINIMUM	MAXIMUM	MEDIAN	MEAN	STANDARD DEVIATION	
Accessing the Online Library Resources was easy	2.00	5.00	4.00	3.81		1.13
The Online Library Resources available were useful	2.00	5.00	5.00	4.13		1.11
The Online Library Resources were important to my academic success	2.00	5.00	5.00	4.19		1.01

Q23 Did you participate in the Quantitative (Math) Workshop?

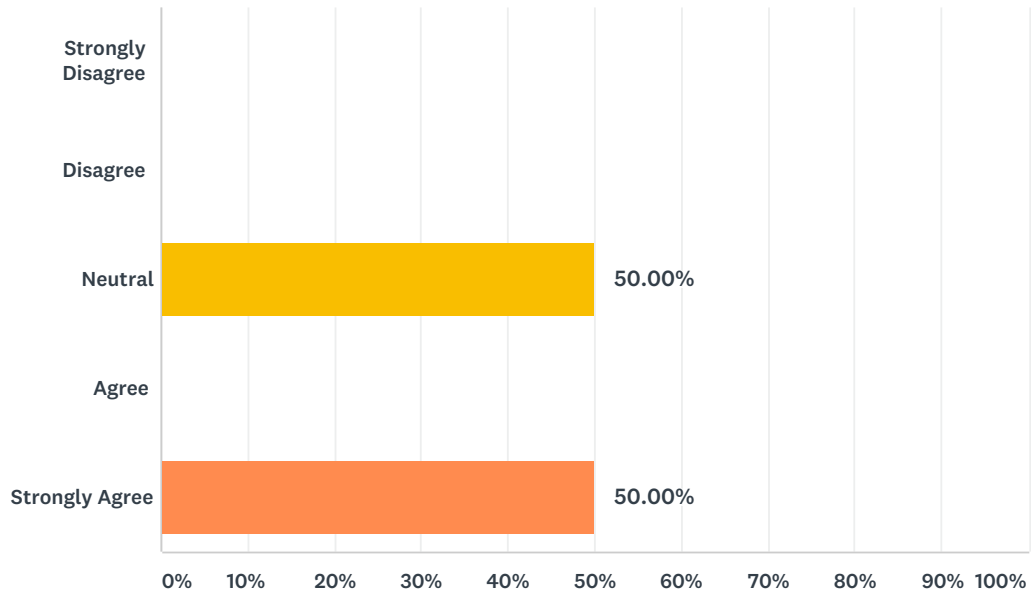
Answered: 16 Skipped: 6



ANSWER CHOICES	RESPONSES	
Yes	12.50%	2
No	87.50%	14
TOTAL		16

Q24 I was satisfied with the Quantitative (Math) Workshop)

Answered: 2 Skipped: 20

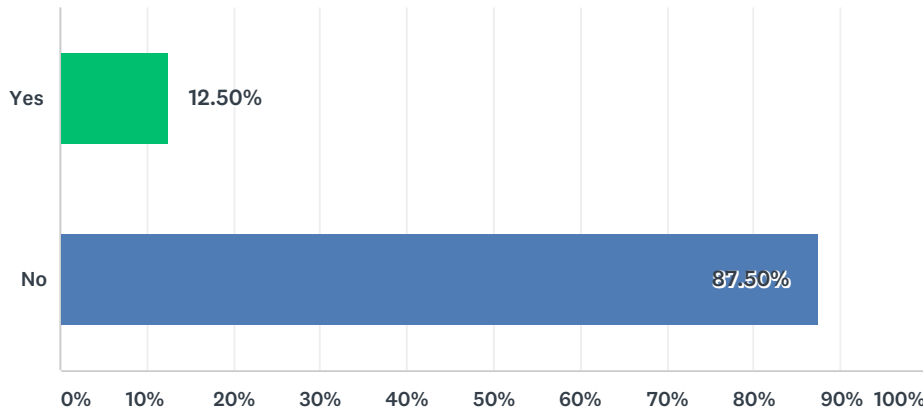


ANSWER CHOICES	RESPONSES	
Strongly Disagree (1)	0.00%	0
Disagree (2)	0.00%	0
Neutral (3)	50.00%	1
Agree (4)	0.00%	0
Strongly Agree (5)	50.00%	1
TOTAL		2

BASIC STATISTICS				
Minimum	Maximum	Median	Mean	Standard Deviation
3.00	5.00	4.00	4.00	1.00

Q25 Did you participate in the Qualitative (English/Writing) Workshop?

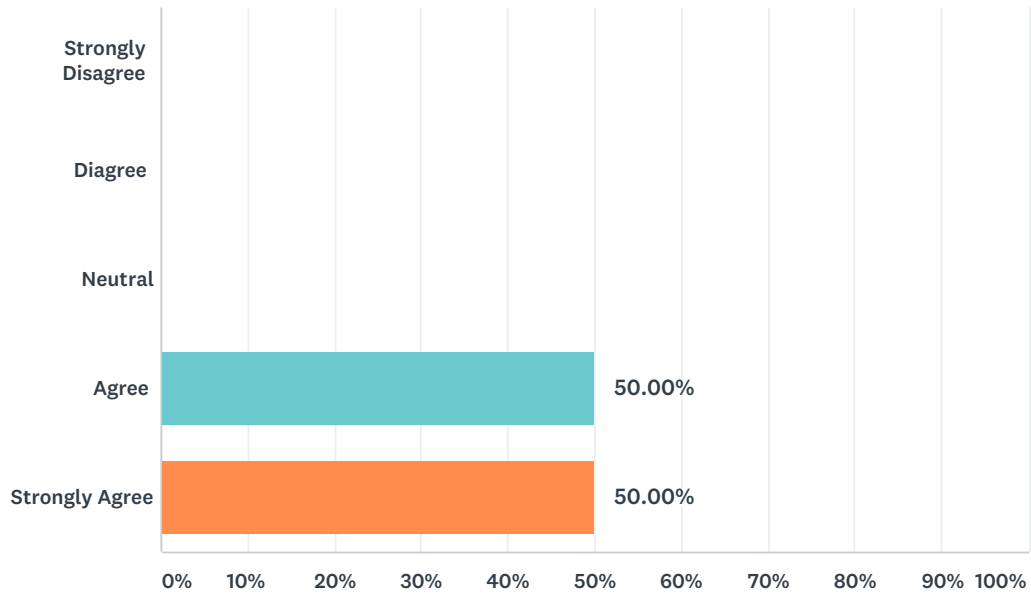
Answered: 16 Skipped: 6



ANSWER CHOICES	RESPONSES	
Yes	12.50%	2
No	87.50%	14
TOTAL		16

Q26 I was satisfied with the Qualitative (English/Writing) Workshop

Answered: 2 Skipped: 20

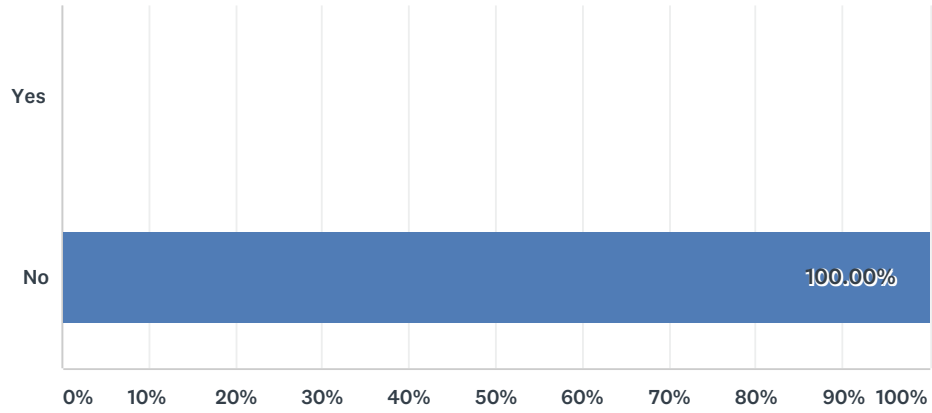


ANSWER CHOICES	RESPONSES	
Strongly Disagree (1)	0.00%	0
Disagree (2)	0.00%	0
Neutral (3)	0.00%	0
Agree (4)	50.00%	1
Strongly Agree (5)	50.00%	1
TOTAL		2

BASIC STATISTICS				
Minimum	Maximum	Median	Mean	Standard Deviation
4.00	5.00	4.50	4.50	0.50

Q27 Did you participate in the Mentor Program?

Answered: 16 Skipped: 6



ANSWER CHOICES	RESPONSES	
Yes	0.00%	0
No	100.00%	16
TOTAL		16

Q28 I was satisfied with the Mentor Program

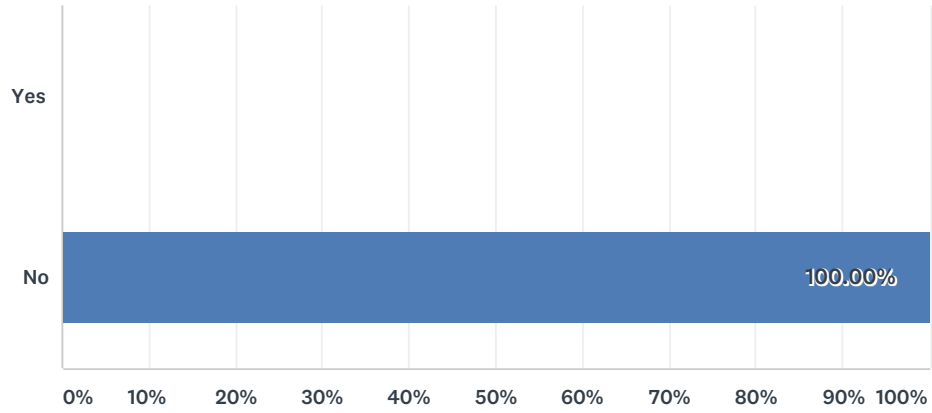
Answered: 0 Skipped: 22

 No matching responses.

ANSWER CHOICES		RESPONSES		
Strongly Disagree (1)		0.00%		0
Disagree (2)		0.00%		0
Neutral (3)		0.00%		0
Agree (4)		0.00%		0
Strongly Agree (5)		0.00%		0
TOTAL				0
BASIC STATISTICS				
Minimum	Maximum	Median	Mean	Standard Deviation
0.00	0.00	0.00	0.00	0.00

Q29 Did you use Disability Services?

Answered: 16 Skipped: 6



ANSWER CHOICES	RESPONSES	
Yes	0.00%	0
No	100.00%	16
TOTAL		16

Q30 I was satisfied with Disability Services

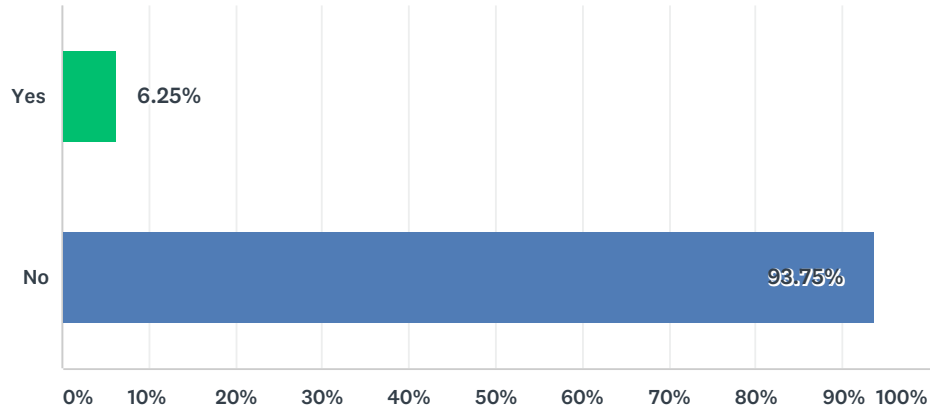
Answered: 0 Skipped: 22

 No matching responses.

ANSWER CHOICES		RESPONSES		
Strongly Disagree (1)		0.00%		0
Disagree (2)		0.00%		0
Neutral (3)		0.00%		0
Agree (4)		0.00%		0
Strongly Agree (5)		0.00%		0
TOTAL				0
BASIC STATISTICS				
Minimum	Maximum	Median	Mean	Standard Deviation
0.00	0.00	0.00	0.00	0.00

Q31 Did you participate in Study Abroad?

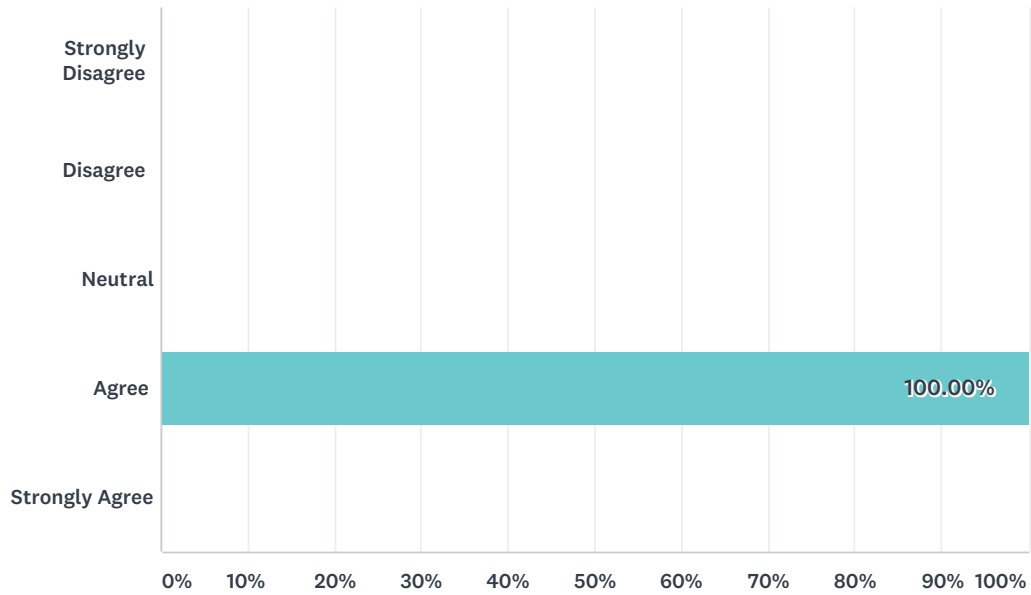
Answered: 16 Skipped: 6



ANSWER CHOICES	RESPONSES	
Yes	6.25%	1
No	93.75%	15
TOTAL		16

Q32 I was satisfied with my Study Abroad trip

Answered: 1 Skipped: 21

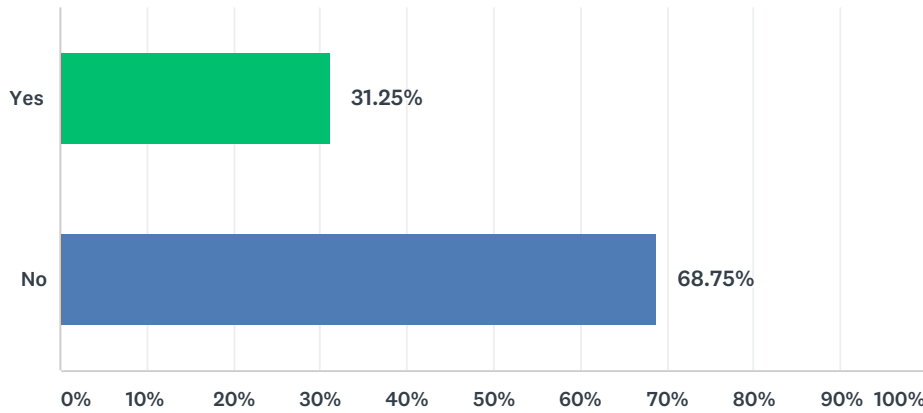


ANSWER CHOICES	RESPONSES	
Strongly Disagree (1)	0.00%	0
Disagree (2)	0.00%	0
Neutral (3)	0.00%	0
Agree (4)	100.00%	1
Strongly Agree (5)	0.00%	0
TOTAL		1

BASIC STATISTICS				
Minimum	Maximum	Median	Mean	Standard Deviation
4.00	4.00	4.00	4.00	0.00

Q33 Did you attend any speaking events while at University of Redlands?

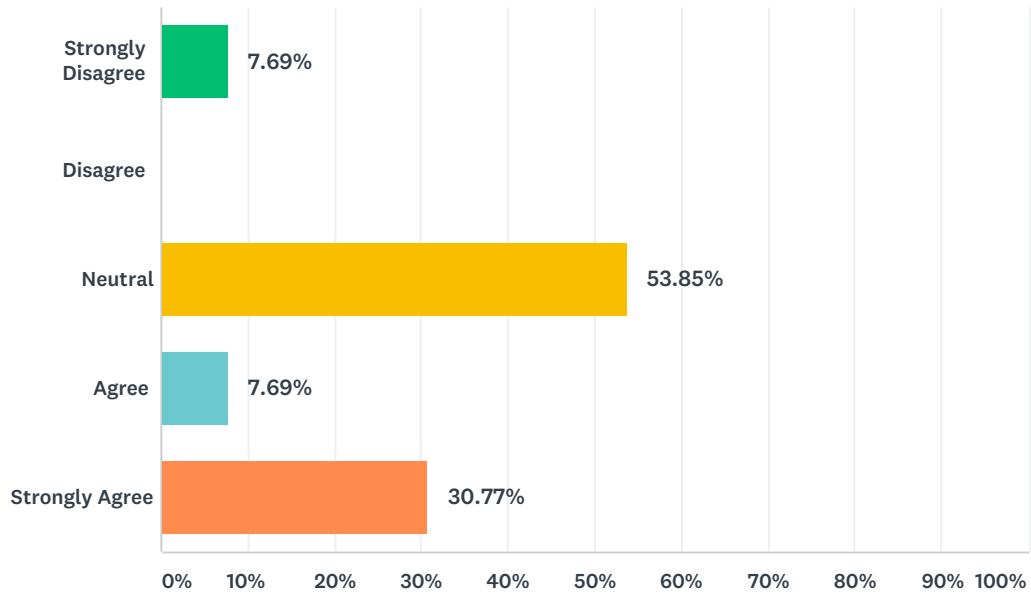
Answered: 16 Skipped: 6



ANSWER CHOICES	RESPONSES	
Yes	31.25%	5
No	68.75%	11
TOTAL		16

Q34 I was satisfied with the speaking events

Answered: 13 Skipped: 9

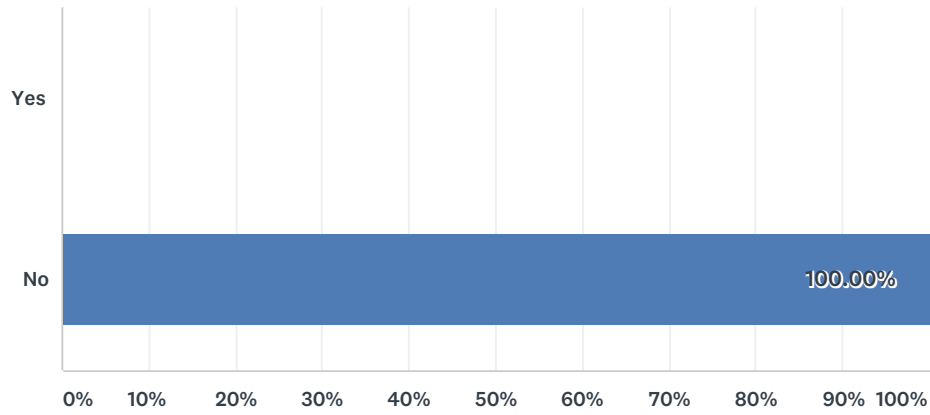


ANSWER CHOICES	RESPONSES
Strongly Disagree (1)	7.69% 1
Disagree (2)	0.00% 0
Neutral (3)	53.85% 7
Agree (4)	7.69% 1
Strongly Agree (5)	30.77% 4
TOTAL	13

BASIC STATISTICS				
Minimum	Maximum	Median	Mean	Standard Deviation
1.00	5.00	3.00	3.54	1.15

Q35 Did you use Professional Development (Career Services)

Answered: 16 Skipped: 6



ANSWER CHOICES	RESPONSES	
Yes	0.00%	0
No	100.00%	16
TOTAL		16

Q36 I was satisfied with the Professional Development (Career Services)

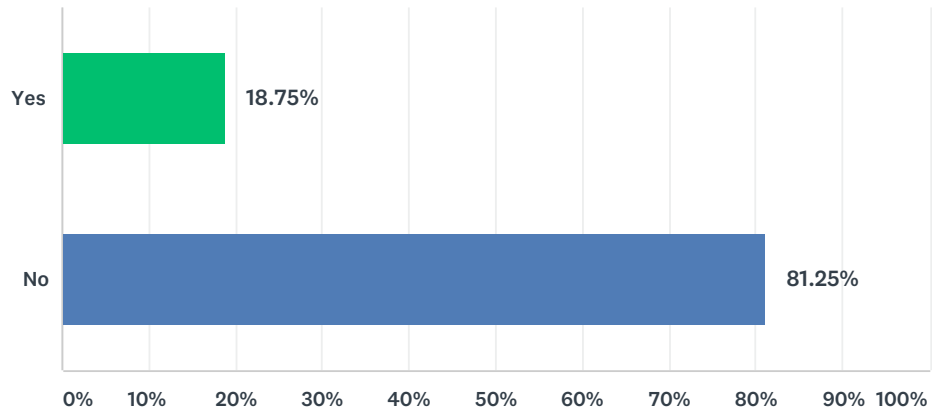
Answered: 0 Skipped: 22

 No matching responses.

ANSWER CHOICES		RESPONSES		
Strongly Disagree (1)		0.00%		0
Disagree (2)		0.00%		0
Neutral (3)		0.00%		0
Agree (4)		0.00%		0
Strongly Agree (5)		0.00%		0
TOTAL				0
BASIC STATISTICS				
Minimum	Maximum	Median	Mean	Standard Deviation
0.00	0.00	0.00	0.00	0.00

Q37 Are you currently receiving educational benefits through the military?

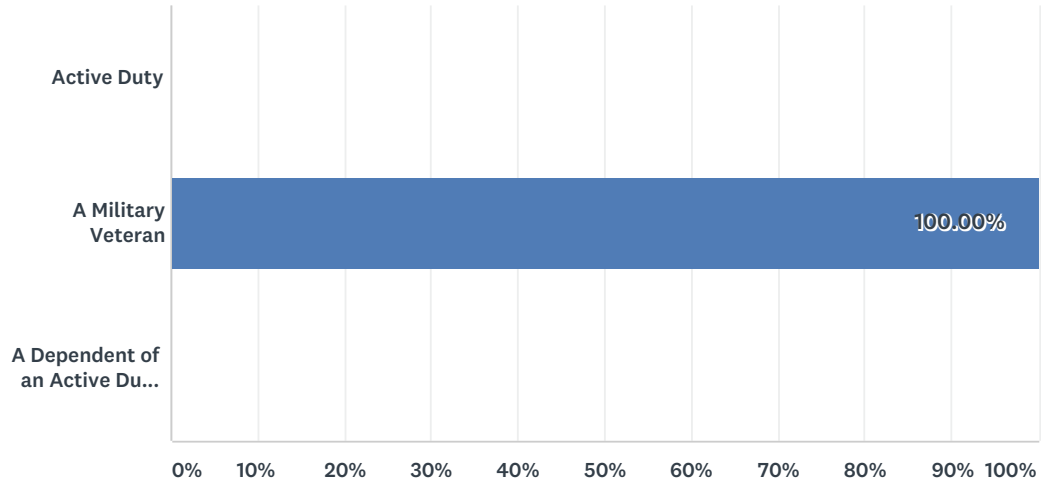
Answered: 16 Skipped: 6



ANSWER CHOICES	RESPONSES	
Yes	18.75%	3
No	81.25%	13
TOTAL		16

Q38 I am...

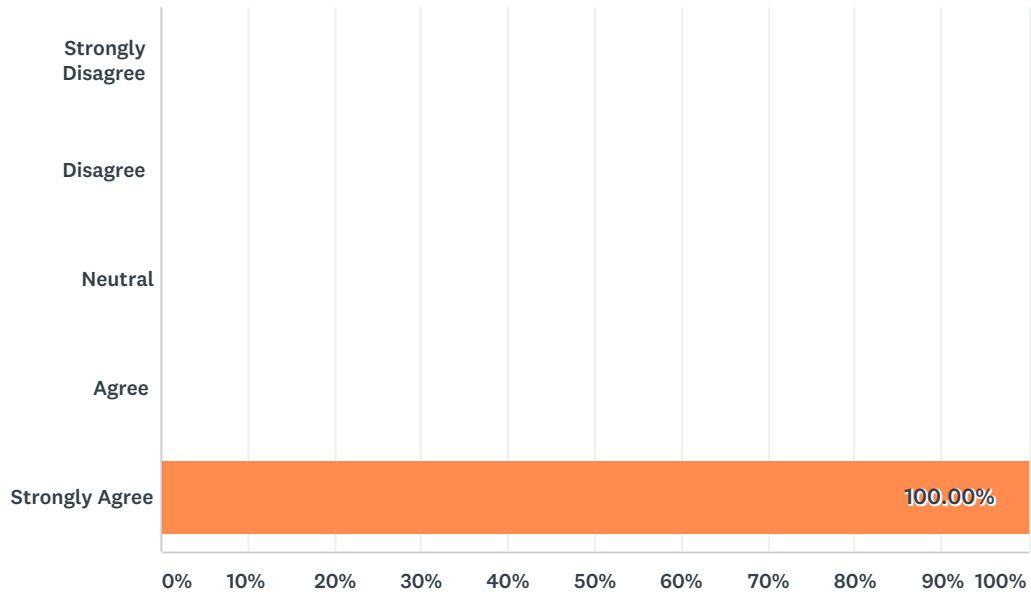
Answered: 3 Skipped: 19



ANSWER CHOICES	RESPONSES	
Active Duty	0.00%	0
A Military Veteran	100.00%	3
A Dependent of an Active Duty or Military Veteran	0.00%	0
TOTAL		3

Q39 I was satisfied with Veteran Services at University of Redlands

Answered: 3 Skipped: 19

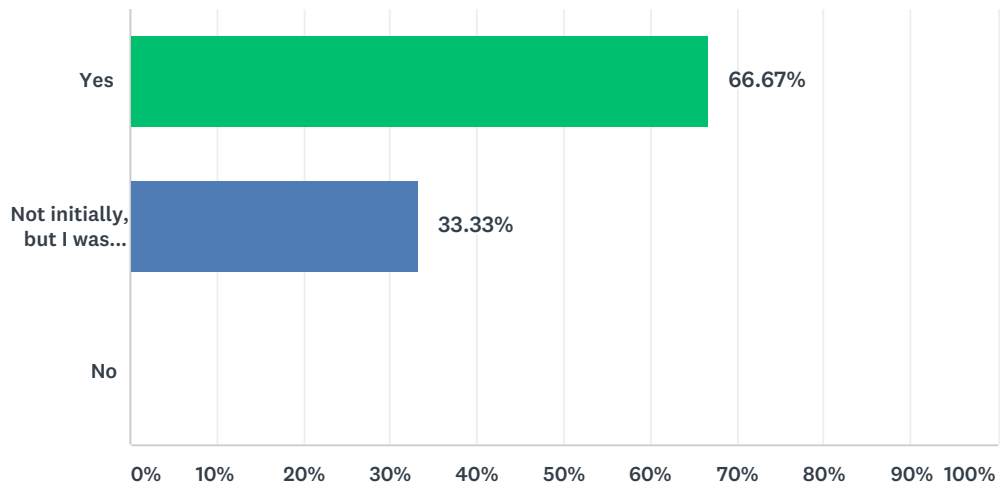


ANSWER CHOICES	RESPONSES	
Strongly Disagree (1)	0.00%	0
Disagree (2)	0.00%	0
Neutral (3)	0.00%	0
Agree (4)	0.00%	0
Strongly Agree (5)	100.00%	3
TOTAL		3

BASIC STATISTICS				
Minimum	Maximum	Median	Mean	Standard Deviation
5.00	5.00	5.00	5.00	0.00

Q40 When you had questions about your VA benefits, did you know whom to contact?

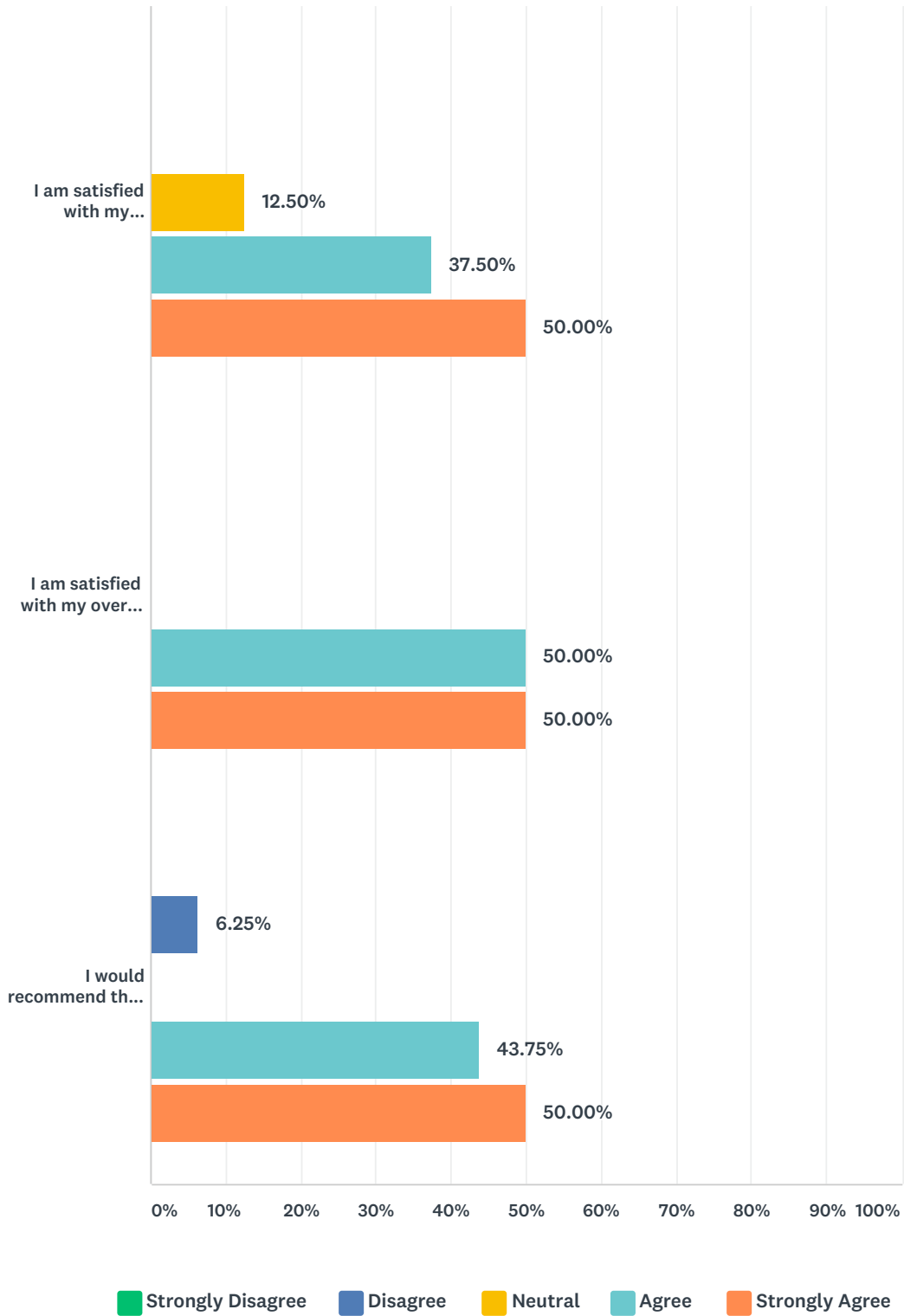
Answered: 3 Skipped: 19



ANSWER CHOICES	RESPONSES	
Yes	66.67%	2
Not initially, but I was directed to the correct contact	33.33%	1
No	0.00%	0
TOTAL		3

Q41 Please indicate to what extent you agree with the following statement

Answered: 16 Skipped: 6



	STRONGLY DISAGREE (1)	DISAGREE (2)	NEUTRAL (3)	AGREE (4)	STRONGLY AGREE (5)	TOTAL
--	-----------------------	--------------	-------------	-----------	--------------------	-------

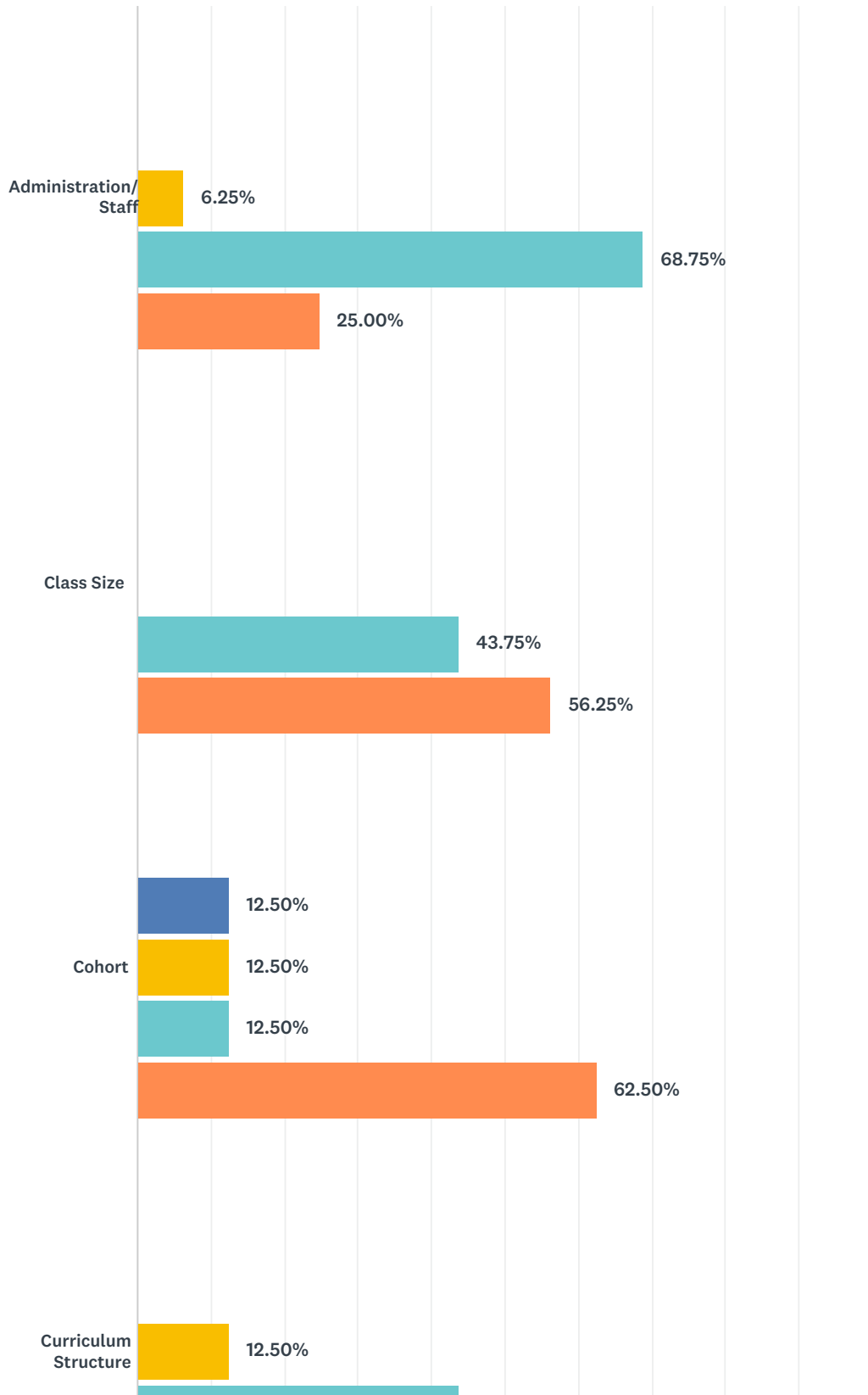
2018 School of Business Graduate Survey

I am satisfied with my decision to attend the University of Redlands School of Business	0.00% 0	0.00% 0	12.50% 2	37.50% 6	50.00% 8	16
I am satisfied with my overall experience attending the University of Redlands School of Business	0.00% 0	0.00% 0	0.00% 0	50.00% 8	50.00% 8	16
I would recommend the University of Redlands School of Business to a friend or acquaintance	0.00% 0	6.25% 1	0.00% 0	43.75% 7	50.00% 8	16

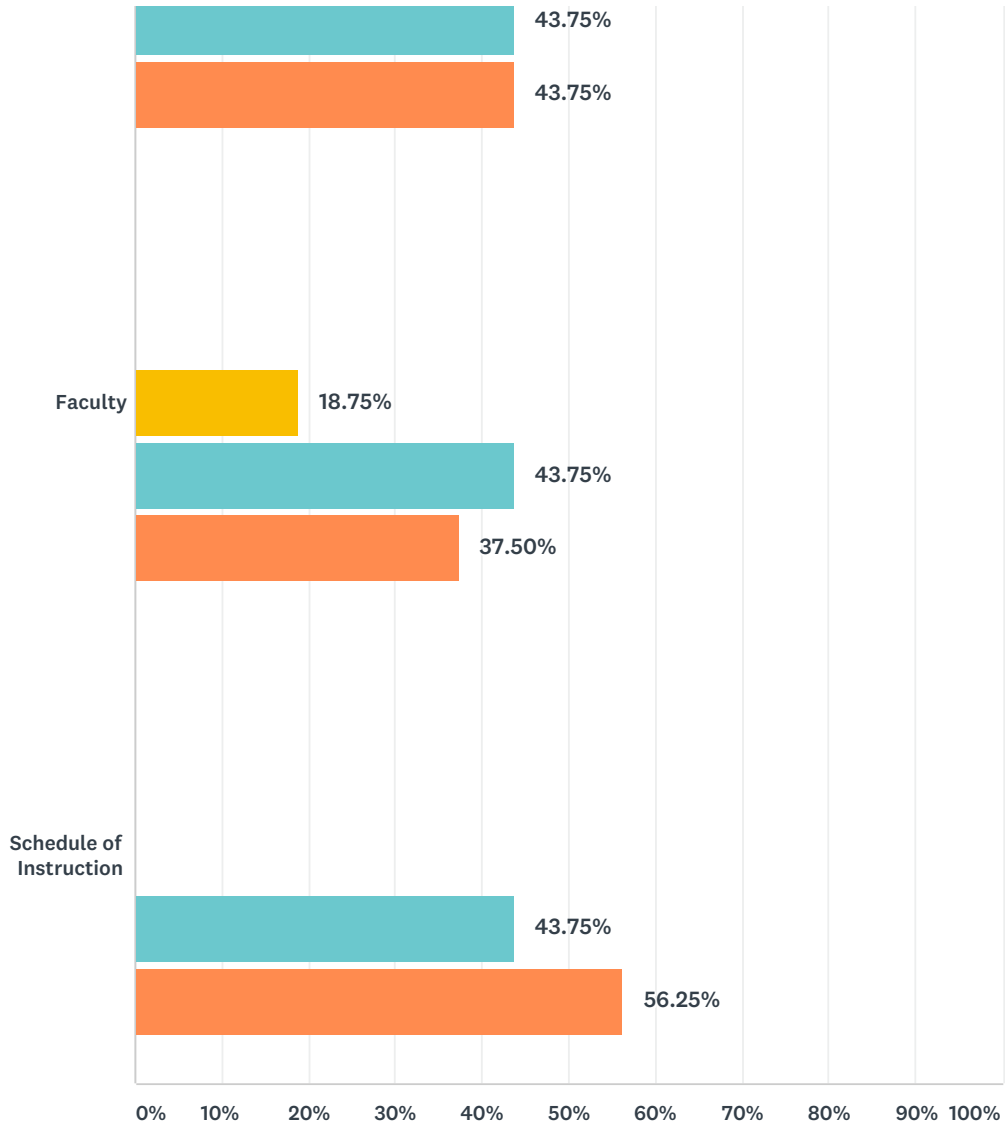
BASIC STATISTICS						
	MINIMUM	MAXIMUM	MEDIAN	MEAN	STANDARD DEVIATION	
I am satisfied with my decision to attend the University of Redlands School of Business	3.00	5.00	4.50	4.38	0.70	
I am satisfied with my overall experience attending the University of Redlands School of Business	4.00	5.00	4.50	4.50	0.50	
I would recommend the University of Redlands School of Business to a friend or acquaintance	2.00	5.00	4.50	4.38	0.78	

Q42 The following contributed to my success at the University of Redlands School of Business

Answered: 16 Skipped: 6



2018 School of Business Graduate Survey



■ Strongly Disagree
 ■ Disagree
 ■ Neutral
 ■ Agree
 ■ Strongly Agree

	STRONGLY DISAGREE (1)	DISAGREE (2)	NEUTRAL (3)	AGREE (4)	STRONGLY AGREE (5)	TOTAL
Administration/Staff	0.00% 0	0.00% 0	6.25% 1	68.75% 11	25.00% 4	16
Class Size	0.00% 0	0.00% 0	0.00% 0	43.75% 7	56.25% 9	16
Cohort	0.00% 0	12.50% 2	12.50% 2	12.50% 2	62.50% 10	16
Curriculum Structure	0.00% 0	0.00% 0	12.50% 2	43.75% 7	43.75% 7	16
Faculty	0.00% 0	0.00% 0	18.75% 3	43.75% 7	37.50% 6	16
Schedule of Instruction	0.00% 0	0.00% 0	0.00% 0	43.75% 7	56.25% 9	16

2018 School of Business Graduate Survey

BASIC STATISTICS					
	MINIMUM	MAXIMUM	MEDIAN	MEAN	STANDARD DEVIATION
Administration/Staff	3.00	5.00	4.00	4.19	0.53
Class Size	4.00	5.00	5.00	4.56	0.50
Cohort	2.00	5.00	5.00	4.25	1.09
Curriculum Structure	3.00	5.00	4.00	4.31	0.68
Faculty	3.00	5.00	4.00	4.19	0.73
Schedule of Instruction	4.00	5.00	5.00	4.56	0.50

Q43 If you would like to be entered in our drawing, please provide us with the following information. This information will only be used to contact you in the event you win.

Answered: 3 Skipped: 19

ANSWER CHOICES	RESPONSES	
Name	100.00%	3
Company	0.00%	0
Address	0.00%	0
Address 2	0.00%	0
City/Town	0.00%	0
State/Province	0.00%	0
ZIP/Postal Code	0.00%	0
Country	0.00%	0
Email Address	100.00%	3
Phone Number	100.00%	3

#	NAME	DATE
1	Roy rogers	4/23/2018 9:45 AM
2	Andrea Sasso	4/20/2018 10:19 AM
3	Daniel T. Davis	4/18/2018 11:08 AM

#	COMPANY	DATE
	There are no responses.	

#	ADDRESS	DATE
	There are no responses.	

#	ADDRESS 2	DATE
	There are no responses.	

#	CITY/TOWN	DATE
	There are no responses.	

#	STATE/PROVINCE	DATE
	There are no responses.	

#	ZIP/POSTAL CODE	DATE
	There are no responses.	

#	COUNTRY	DATE
	There are no responses.	

#	EMAIL ADDRESS	DATE
1	roy.rogers92@yahoo.com	4/23/2018 9:45 AM
2	mzsasso@yahoo.com	4/20/2018 10:19 AM
3	dnldavis3@gmail.com	4/18/2018 11:08 AM

2018 School of Business Graduate Survey

#	PHONE NUMBER	DATE
1	9097232426	4/23/2018 9:45 AM
2	9096096797	4/20/2018 10:19 AM
3	(951) 237-4149	4/18/2018 11:08 AM