

The University of Redlands has a new proxy server allowing off-campus database access. You may use databases through the library proxy server provided that you are a current faculty, student or staff member of the University of Redlands.

You may enter the proxy server using either your *myredlands* ID and password OR by using your name and library barcode.


1. Logging in using your *myredlands* ID and password

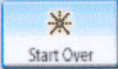
Simply type your first name_last name in the *myredlands* ID box and your *myredlands* password in the *myredlands* password box. Click the submit button and you should automatically connect to your database.

Database Login

Login with myRedlandsID/password:
myRedlandsID:
myRedlands password:

OR login with library barcode:
Your Name:
Barcode

 Submit

 Start Over

If you do not have a *myredlands* ID and password or do not remember your ID and password, you may also enter the proxy server using your library barcode.


2. Logging in using your library barcode

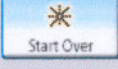
Simply type your first name and last name in the "your name" box and type your library barcode in your "barcode" slot. Click the submit button and you should automatically connect to your database.

Database Login

Login with myRedlandsID/password:
myRedlandsID:
myRedlands password:

OR login with library barcode:
Your Name:
Barcode

 Submit

 Start Over

If you see the screen below, please call the library at (909) 748-8022 and be prepared to give library staff your *myredlands* ID username (firstname_lastname).

Database Login

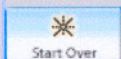
Sorry, the information you submitted was invalid. Please try again.

Login with myRedlandsID/password:

myRedlandsID:
myRedlands password:

OR login with library barcode:

Your Name:
Barcode



If you have forgotten your *myredlands* ID or password, please see Cheryl Robbins in the Jones Computer Center Monday-Friday between 8 a.m. and 5 p.m. You will need to present your student ID. If you are off-campus, you may fill out a password request form (<http://my.redlands.edu/webapps/portal/frameset.jsp>). Please note that passwords will not be given over the phone or sent via email.

If you need a library barcode, please stop by the library.